Commonwealth of Puerto Rico
Puerto Rico Department of Transportation and Public Works
Puerto Rico Highway and Transportation Authority

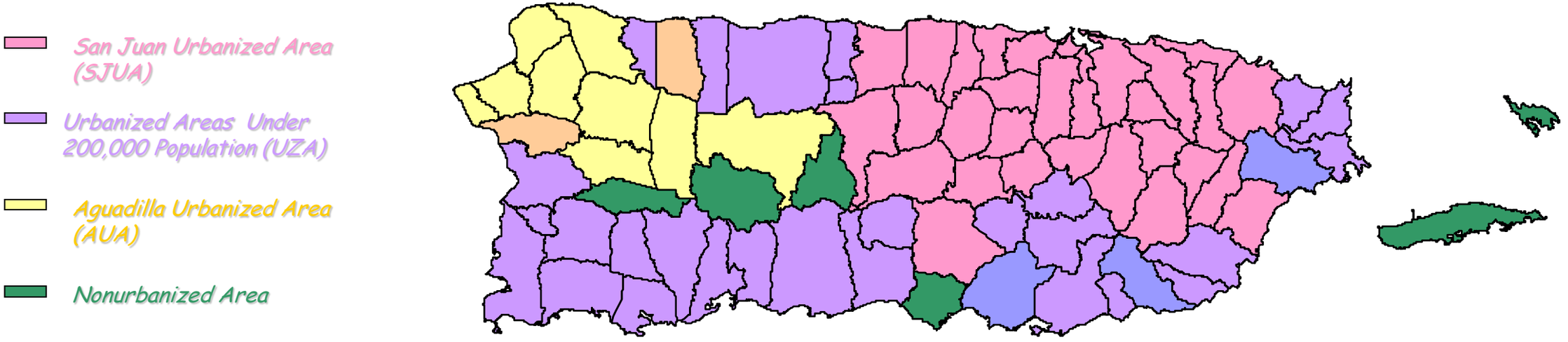

Statewide Transportation Improvement Program (STIP)
Fiscal Years 2017-2020

DRAFT

March 6, 2017

Commonwealth of Puerto Rico

Puerto Rico Department of Transportation and Public Works

Puerto Rico Highway and Transportation Authority

Statewide Transportation Improvement Program (STIP)

Fiscal Years 2017-2020

The preparation of this document was financed in part through a grant from the U.S. Department of Transportation, Federal Transit Administration, and Federal Highway Administration under Chapter 53 of 49 U.S.C. and 23 U.S.C.

INTRODUCTION

The Puerto Rico Department of Transportation and Public Works (PRDTPW), as the umbrella agency for transportation, and the Puerto Rico Highways and Transportation Authority (PRHTA) prepare this Statewide Transportation Improvement Program (STIP), which includes the proposed distribution, by projects, of the federal funds assigned to Puerto Rico for the fiscal years of 2017 to 2020, through programs of the Federal Highway Administration (FHWA) and the Federal Transit Administration (FTA), to which it is presented for joint approval.

This STIP includes transit and highway projects for both urbanized and non-urbanized (rural) areas, thus covering all of Puerto Rico. Programmed projects result from a planning process that is in accordance with 23 USC 420 and 511, 49 USC and all other relevant federal or Commonwealth legislation. The portion of the STIP corresponding to the metropolitan and urbanized areas was developed in cooperation with the Metropolitan Planning Organization (MPO). The members of the MPO include representatives from municipal governments (Mayors) and State involved in transportation issues as well as operators of Mass Transportation Systems and State-Level Planning Agencies. The MPO's were provided with estimates of available Federal funds which can be utilized in developing the Transportation Improvement Programs (TIP). The TIP's were included without modification in the STIP, once approved by the MPO.

The PRDTPW provides for public involvement in development of this STIP. As part of the public participation process and complying with the federal regulations, the PRDTPW also considers petitions of projects from the municipalities, agencies and the general public.

The STIP includes:

1- A list of priorities transportation projects proposed to be carried out in the first 4 years.
2- Cover a period of not less than 4 years.
3- Contain only projects consistent with the statewide plan.

Is financially constrained by year and include financial information to demonstrate which projects are to be implemented.

This document includes the priority list of proposed projects that are to be undertaken by year, consistent with the transportation plan and are financially constrained. Projects included in the Annual Element can be implemented using the allocation of funds for Fiscal Year 2017 and carryover funds.

General transportation priorities are defined as follows:

1- Regional projects, projects which involve several municipalities
2- Public transportation projects of high impact and investment
3- Carryover projects
4- Continuity projects
5- Construction of transportation facilities
6- Improvements of existing transportation facilities
7- Construction of shelters/stop for transportation services
8- Acquisition of transit and paratransit vehicles to start, maintain or expand local and regional services
9- Preventive maintenance cost for transit vehicles
10- Operational assistant to paratransit services
11- Construction of facilities for maintenance garage for transit vehicles
12- Transit enhancement
13- Transit security and transit safety projects
14- Transportation projects for elderly and handicapped
15- Capital and operating expenses that support new public transportation services and alternatives beyond those required by the Americans with Disabilities Act of 1990 (ADA)
16- Capital, planning, and operating expenses that support the development and maintenance of transportation services designed to transport low-income individuals to and from jobs and activities related to their employment and to support reverse commute projects.
17- State of Good Repair Program
18- Bus and Bus Facilities Program

Through an established process as describe in the State Management Plan (SMP), the Public Involvement Plan (PIP) and the MPO Internal Regulations, see (http://www.dtop.gov.pr/det_content.asp?cn_id=325), the State solicits and identifies projects from Urbanized and Non-Urbanized, to be include in TIP/STIP Programs.

The STIP is presented in self-explanatory tables with projects organized by priority by mode of transportation and type of Highways projects. This document is divided in two mayor components, the mass transportation projects, carryout with FTA funds and the highways projects, carryout with FHWA funds. Both components are divided by Urbanized and Non–Urbanized projects. The mass transportation projects are identifying by the different FTA programs, being the carryover projects the first listed on each Program.

The Annual Element is presented as part of the Four Year Program.

Since the beginning of the requirement that MPO's be constituted and because of the wide powers and resources that the PRDTPW has in our relatively small Island, this Agency was designated as the operational and technical staff of the MPO for all the urbanized areas in Puerto Rico.

To assure a forum for cooperative decision-making in the planning process, this MPO makes policy and programming decisions through three Policy Committees.

The first Policy Board Committee is for the San Juan Urbanized Area (SJUA), defined by the 2010 Census as falling in the funding category of areas with over one million inhabitants and comprising the following thirty-eight (38) municipalities:

Comprising Municipalities – San Juan Urbanized Area (SJUA)			
Aguas Buenas	Cidra	Loíza	San Juan
Aibonito	Coamo	Manatí	San Lorenzo
Barranquitas	Comerío	Maunabo	Toa Baja
Bayamón	Corozal	Morovis	Toa Alta
Caguas	Dorado	Naguabo	Trujillo Alto
Canóvanas	Guaynabo	Naranjito	Vega Alta
Carolina	Gurabo	Orocovis	Vega Baja
Cataño	Humacao	Patillas	Yabucoa
Cayey	Juncos	Río Grande	
Ciales	Las Piedras	Salinas	

The second Policy Board Committee is for Urbanized Area of Aguadilla (AUA), which falls in the funding category of areas with over 200,000 and less than one million inhabitants. It is defined as comprising the following eleven (11) municipalities:

Comprising Municipalities – Aguadilla Urbanized Area (AUA)			
Aguada	Camuy	Las Marías	Rincón
Aguadilla	Isabela	Moca	Utuado
Añasco	Lares	San Sebastián	

The third Policy Board Committee is for Urbanized Areas Under 200,000 Population (UZA), which falls in the funding category of areas with under 200,000 and over than 50,000 in population. It is defined as comprising the following twenty-nine (29) municipalities:

Urbanized Area	**Comprising Municipalities – UZA**
Arecibo	Arecibo, Camuy, Hatillo, Quebradillas
Fajardo	Ceiba, Fajardo, Luquillo, Naguabo
Florida-Imbéry-Barceloneta	Arecibo, Barceloneta, Florida, Manatí
Guayama	Arroyo, Guayama, Patillas, Salinas
Juana Díaz	Juana Díaz, Villalba
Mayagüez	Añasco, Hormigueros, Mayagüez
Ponce	Ponce
San Germán – Cabo Rojo	Cabo Rojo, Lajas, Sabana Grande, San Germán
Yauco	Guánica, Guayanilla, Peñuelas, Yauco

The Policy Board Committee also includes representatives from the following agencies involved with the transportation issues:

1. Voting Members:
    i. The Secretary of the Puerto Rico Department of Transportation and Public Works (PRDTPW)
    ii. The Executive Director of the Puerto Rico Highways and Transportation Authority (PRHTA)
    iii. The Executive Director of the Puerto Rico Integrated Transit Authority (PRITA)

iv. The Executive Director of the Maritime Transportation Authority (MTA)
v. The President and General Manager of the Metropolitan Bus Authority (MBA)
vi. The Executive Director of the Port Authority (PA)
vii. The Chairman of the Planning Board (PB)
viii. The President of the Public Services Commission (PSC)
ix. The Executive Director of the Permissions Management Office (PMO)
x. The President of the Environmental Quality Board (EQB)
xi. The Secretary of the Department of Environmental and Natural Resources (DENR)

2. Non–voting Members:
   i. The Division Administrator, Region I of the Federal Highway Administration (FHWA)
   ii. The Regional Administrator, Region IV of the Federal Transit Administration (FTA)

As a result of the 2010 Census, the urbanized area boundaries in Puerto Rico were not significantly change, with some previously defined urban areas being subdivided while others were consolidated and expanded and new ones were designated. The results of these changes is that only 6 municipalities, out of the 78 that comprise the Commonwealth, do not have within their geographical boundaries any part of the eleven (11) urbanized or metropolitan areas currently designated for Puerto Rico, and therefore do not participate in the technical and policy committees of the MPO. These Six (6) non-urbanized municipalities are:

Comprising Municipalities	
Adjuntas	Maricao
Culebra	Santa Isabel
Jayuya	Vieques

Recognizing that these rural or non-urbanized municipalities have the right to participate in the ongoing process of developing a new Statewide Transportation Plan (STP), and in order to follow a logical planning process for Puerto Rico's transportation system, the PRDTPW/PRHTA develop the STP and the Urbanized Areas' Long Range Transportation Plans (LRTP's) within a regionalization scheme that incorporates the six non-urbanized municipalities within regional transportation plans.

PROJECT EVALUATIONS

The following criteria were utilize to evaluated the petitions received to be consider in the programming for FY 2017-2020 TIPs/STIP:

- Compliance with FAST Act planning factors; and
- Consistency with Long Range Transportation Plan.

The PRHTA Central Planning and Coordination Work Group (CPCWG) with the San Juan, Aguadilla and UZA Technical Committee reviewed and submitted for consideration of the PRMPO the list of projects to be including in the TIPs/STIP.

FIXING AMERICA'S SURFACE TRANSPORTATION (FAST) ACT

Fixing America's Surface Transportation (FAST) Act was signed by President Obama on December 4, 2015. The FAST Act maintains its focus on safety, keeps intact the established structure of the various highway-related programs we manage, continues efforts to streamline project delivery and, for the first time, provides a dedicated source of federal dollars for freight projects. FAST Act is the federal authorization for federal highway and transit programs. FAST Act creates a streamlined, performance-based, and multimodal program to address the many challenges facing the U.S. transportation system. FAST Act builds on and refines many of the highway, transit, bike, and pedestrian programs and policies established in 1991.

FEDERAL HIGHWAY ADMINISTRATION (FHWA)

The FAST Act largely maintains current program structures and funding shares between highways and transit. It is a down-payment for building a 21st century transportation system. The law also makes changes and reforms to many Federal transportation

programs, including streamlining the approval processes for new transportation projects, providing new safety tools, and establishing new programs to advance critical freight projects.

Below is a more detailed summary of some FAST Act provisions.

PROJECT DELIVERY: DOT has been a leader in reducing the bureaucratic red tape that can stall and delay critical transportation projects from moving forward. The FAST Act adopted a number of Administration proposals to further speed the permitting processes while still protecting environmental and historic treasures and also codifying the online system to track projects and interagency coordination processes.

FREIGHT: The FAST Act would establish both formula and discretionary grant programs to fund critical transportation projects that would benefit freight movements. These programs are similar to what the Administration proposed and will for the first time provide a dedicated source of Federal funding for freight projects, including multimodal projects. The Act emphasizes the importance of Federal coordination to focus local governments on the needs of freight transportation providers.

INNOVATIVE FINANCE BUREAU: The FAST Act establishes a new National Surface Transportation and Innovative Finance Bureau within the Department to serve as a one-stop shop for state and local governments to receive federal funding, financing or technical assistance. This builds on the work of the Department's Build America Transportation Investment Center and provides additional tools to improve coordination across the Department to promote innovative finance mechanisms. The Bureau is also tasked with responsibility to drive efficiency in the permitting process, consistent with our request to establish a dedicated permitting office.

TIFIA: The TIFIA Loan program provides important financing options for large projects and public-private partnerships. The FAST Act includes organizational changes that will provide an opportunity for important structural improvements with the potential to accelerate the delivery of innovative finance projects. However, FAST's cut to the TIFIA program could constrain growth in this area over the course of the bill.

SAFETY: The FAST Act includes authority sought by the Administration to prohibit rental car companies from knowingly renting vehicles that are subject to safety recalls. It also increased maximum fines against non-compliant auto manufactures from $35 million to $105 million. The law also will help bolster the Department's safety oversight of transit agencies and also streamlines the Federal truck and bus safety grant programs, giving more flexibility to States to improve safety in these areas. However, we know the bill also took a number of steps backwards in terms of the Department's ability to share data with the public and on the Department's ability to exercise aggressive oversight over our regulated industries.

TRANSIT: The FAST Act includes a number of positive provisions, including reinstating the popular bus discretionary grant program and strengthening the Buy America requirements that promote domestic manufacturing through vehicle and track purchases.

LADDERS OF OPPORTUNITY: The Act includes a number of items that strengthen workforce training and improve regional planning. These include allocating slightly more formula funds to local decision makers and providing planners with additional design flexibilities. Notably, FAST makes Transit Oriented Development (TOD) expenses eligible for funding under highway and rail credit programs. TOD promotes dense commercial and residential development near transit hubs in an effort to shore up transit ridership and promote walkable, sustainable land use.

FAST Act re-establishes the Puerto Rico Highway Program (PRHP) in 23 U.S. C. 165(b). This is an allocated program under the Territorial and Puerto Rico Highway Program to carry out under provisions of Chapter 1 Title 23 of the U. S. Code. Puerto Rico is treated as a State except for provisions related to apportionment or as otherwise provided. The funds must be for activities under National Highway Performance Program (50%), Highway Safety Improvement Program (25%) and any activities under Chapter 1 of Title 23(25%).

FEDERAL TRANSIT ADMINISTRATION (FTA)

MAP-21 transit program provisions further several important goals, including safety, state of good repair, performance, and program efficiency. MAP-21 gives the Federal

Transit Administration (FTA) significant new authority to strengthen the safety of public transportation systems throughout the United States. The Act also puts new emphasis on restoring and replacing our aging public transportation infrastructure by establishing a new needs-based formula program and new asset management requirements. In addition, it establishes performance-based planning requirements that align Federal funding with key goals and tracks progress towards these goals.

Finally, MAP-21 improves the efficiency of administering grant programs by consolidating several programs and streamlining the major capital investment grant program known as "New Starts." All these changes continue within the FAST Act.

NEW PROGRAMS

Safety

MAP-21 grants FTA the authority to establish and enforce a new comprehensive framework to oversee the safety of public transportation throughout the United States. FTA will develop safety performance criteria for all modes of public transportation (rail, bus, etc.). The new law requires all recipients of FTA funding to develop agency safety plans that include performance targets, strategies, and staff training. For rural recipients, the plan may be drafted by the State. For small urban systems, FTA must issue a rule designating which small urban systems may have their safety plans drafted by the State. These measures and targets must be incorporated into metropolitan and statewide transportation plans and transportation improvement programs.

MAP-21 also grants FTA enforcement authority and permits FTA to issue directives, require more frequent oversight of transit systems, impose more frequent reporting requirements, and require that formula grant funds be spent to correct safety deficiencies before funds are spent on other projects.

Asset Management Provisions

MAP-21 requires FTA to define the term "state of good repair" and create objective standards for measuring the condition of capital assets, including equipment, rolling stock, infrastructure, and facilities. Based on that definition, FTA must then develop performance measures under which all FTA grantees will be required to set targets. All FTA grantees and their sub-recipients are required to develop transit asset management plans. These plans must include, at a minimum, capital asset inventories, condition assessments, and investment prioritization. Each designated recipient of FTA formula funding will be required to report on the condition of its system, any change in condition since the last report, targets set under the above performance measures, and progress towards meeting those targets. These measures and targets must be incorporated into metropolitan and statewide transportation plans, transportation improvement programs (TIPs), and statewide transportation improvement program (STIP).

Emergency Relief

This new program assists States and public transportation systems with emergency-related expenses. Emergencies are defined as natural disasters affecting a wide area or a catastrophic failure from an external cause for which the governor of a State has declared an emergency (and the Secretary of Transportation has concurred) or the President has declared a major disaster. The program funds capital projects to protect, repair, reconstruct, or replace equipment and facilities.

It also funds transit agency operating costs related to evacuation, rescue operations, temporary public transportation service, or changing public transportation route service before, during, or after an emergency in an area directly affected. The grants only cover expenses not reimbursed by the Federal Emergency Management Agency (FEMA). The program will provide immediate funding, similar to the FHWA emergency program. Funding will be appropriated by Congress as needed.

Transit-Oriented Development Planning Pilot

MAP-21 creates a new discretionary pilot program for transit-oriented development (TOD) planning grants. Eligible activities include comprehensive planning in corridors with new rail, bus rapid transit, or core capacity projects. The comprehensive plans should seek to enhance economic development, ridership, and other goals; facilitate multimodal connectivity and accessibility; increase access to transit hubs for pedestrian and bicycle traffic; enable mixed-use development; identify infrastructure needs associated with the project; and include private sector participation.

The following sections describe some of the various funding sources for FTA programs, which are including in this document:

- §5307 Urbanized Area Formula Grants
- §5310 Enhanced Mobility of Seniors and Individuals with Disabilities
- §5311 No-Urbanized Area Formula Grants
- §5337 State of Good Repair Grants
- §5339 Bus and Bus Facilities Grants

URBANIZED AREA FORMULA GRANTS (SECTION 5307)

The PRHTA is the designated recipient of funds apportioned to the Puerto Rico UZA. The funds are apportioned based on legislative formulas, with different formulas applying to UZAs with populations less than 200,000. The Puerto Rico UZA apportionment formula is based on population and population density statistics from the most recent decennial census.

This program provides grants to urbanized areas to support public transportation. Funding is distributed by formula based on the level of transit service provision, population, and other factors. The section 5307 provides federal funds for capital, planning, job access and reverses commute projects, and, in this case, operating assistance for public transportation in urbanized area with a population of less than 200,000. The program remains largely unchanged with a few exceptions:

Job access and reverse commute activities now eligible

Activities eligible under the former Job Access and Reverse Commute (JARC) program, which focused on providing services to low-income individuals to access jobs, are now eligible under the Urbanized Area Formula program. These include operating assistance with a 50 percent local match for job access and reverse commute activities. In addition, the urbanized area formula for distributing funds now includes the number of low-income individuals as a factor. There is no floor or ceiling on the amount of funds that can be spent on job access and reverse commute activities.

Expanded eligibility for operating expenses for systems with 100 or fewer buses

MAP-21 expands eligibility for using Urbanized Area Formula funds for operating expenses. Previously, only urbanized areas with populations below 200,000 were eligible to use Federal transit funds for FTA of funding for operating expenses. Under MAP-21, a special rule allows recipients in urbanized areas with populations of 200,000 or above and that operate 100 or fewer buses in fixed route service during peak hours, to receive a grant for operating assistance subject to a maximum amount per system as explained below:

a. Public transportation systems that operate a minimum of 76 buses and a maximum of 100 buses in fixed route service during peak service hours may receive operating assistance in an amount not to exceed 50 percent of the share of the apportionment that is attributable to such systems within the urbanized area, as measured by vehicle revenue hours.
b. Public transportation systems that operate 75 of fewer buses in fixed route service during peak service hours may receive operating assistance in an amount not to exceed 75 percent of the share of the apportionment that is attributable to such systems within the urbanized area, as measured by vehicle revenue hours.

Eligibility for Safety Certification Training

The section 5307 funds are permitted to use not more than 0.5 percent of their formula funds under the Urbanized Area Formula Program to pay not more than 80% of the cost of participation for an employee who is directly responsible for safety oversight to participate in public transportation safety certification training. Safety certification training program requirements will be established in accordance with section 5329.

ENHANCED MOBILITY OF SENIORS AND INDIVIDUALS WITH DISABILITIES PROGRAM (SECTION 5310)

This program provides formula funding to increase the mobility of seniors and persons with disabilities. Funds are apportioned based on the commonwealth share of the targeted populations and are now apportioned to the commonwealth for all areas fewer than 200,000 and large urbanized areas (over 200,000). The former New Freedom

program (5317) is folded into this program. The New Freedom program provided grants for services for individuals with disabilities that went above and beyond the requirements of the Americans with Disabilities Act (ADA). Activities eligible under New Freedom are now eligible under the Enhanced Mobility of Seniors and Individuals with Disabilities program.

Projects selected for funding must be included in a locally developed, coordinated public transit human services transportation plan; and the competitive selection process, which was required under the former New Freedom program, is now optional. At least 55 percent of program funds must be spent on the types of capital projects eligible under the former section 5310 -- public transportation projects planned, designed, and carried out to meet the special needs of seniors and individuals with disabilities when public transportation is insufficient, inappropriate, or unavailable. The remaining 45 percent may be used for: public transportation projects that exceed the requirements of the ADA; public transportation projects that improve access to fixed-route service and decrease reliance by individuals with disabilities on complementary paratransit; or, alternatives to public transportation that assist seniors and individuals with disabilities. Using these funds for operating expenses requires a 50 percent local match while using these funds for capital expenses (including acquisition of public transportation services) requires a 20 percent local match.

STATE OF GOOD REPAIR GRANTS (SECTION 5337)

MAP-21 establishes a new grant program to maintain public transportation systems in a state of good repair. This program replaces the fixed Guideway modernization program (Section 5309).

Funding is limited to Fixed Guideway systems (including rail, bus rapid transit, and passenger ferries) and high intensity bus (high intensity bus refers to buses operating in high occupancy vehicle (HOV) lanes.) Projects are limited to replacement and rehabilitation, or capital projects required to maintain public transportation systems in a state of good repair. Projects must be included in a transit asset management plan to receive funding. The new formula comprises: (1) the former Fixed Guideway modernization formula; (2) a new service-based formula; and (3) a new formula for buses on HOV lanes.

BUS AND BUS FACILITIES FORMULA GRANTS (SECTION 5339)

A new formula grant program is established under Section 5339, replacing the previous Section 5309 discretionary Bus and Bus Facilities program. This program is a source of funding for the urbanized area, but replaces the previous discretionary program under which the transit system was able to obtain several large grants. The program provides funding to replace, rehabilitate, and purchase buses and related equipment as well as construct bus-related facilities.

LONG RANGE TRANSPORTATION PLAN CONSISTENCY

A primary consideration in the selection of projects is the consistency with the LRTP. The LRTP is a regional plan for surface transportation projects that are regional significance and address the projected surface transportation needs of Puerto Rico residents and visitors.

Using the LRTP as the starting point, major projects that were expected to be ready for implementation within the four-year TIP programming period, were considered by the UZA PRMPO members. The PRMPO members requested project listings also included surface transportation projects and highways projects that are proposed to be funded with federal funds.

REVISION TO THE TIP

The following administrative provisions have been established in order to ensure timely implementation and oversight of the TIPs/STIP for FTA and FHWA project. A revision refers to a change to the TIPs/STIP that occurs as needed. A minor revision is an “administrative modification,” while a major revision is an “amendment,” as described below:

ADMINISTRATIVE MODIFICATION

Administrative modifications are minor revisions to the TIPs/STIP. These types of revisions do not require solicitation of public comment or re-demonstration of financial constraint. However, the TIPs/STIP must remain financially constrained, and administrative modifications must not result in the addition or deletion of another

project, including the deferral of a project to a year that is outside of the four year TIPs/STIP. There are two types of administrative modifications, **pre-approved** and **expedited:**

Pre-Approved Administrative Modifications

To prevent TIPs/STIP procedures from becoming overly burdensome, Federal regulations allow procedures for administrative modifications to be commensurate with its perceived impact. Recognizing the need to streamline the process for these minor changes, pre-approved administrative modifications, are true as long as the following conditions apply:

- The administrative modifications do not affect financial constraint of the TIPs/STIP; and
- The administrative modification does not change the scope of the project or the environmental determination.

The following revisions could be considered as administrative modifications:

a) The source of federal funds designated for a project may be revised to reflect a different funding program administered by the same U.S. DOT operating agency.
b) Federal funding for a project may be changed to local funding.
c) The amount programmed for a project phase may be revised to reflect changes in cost estimates. Additional funding is limited to the **lesser of 20 percent or $2 million**.
d) Additional federal funding, such as congressional earmarks or discretionary funds may be added to a project currently included in the TIPs/STIP.
e) In order to expedite project selection for implementation and ensure timely TIPs/STIP implementation, projects may be advanced from their programmed year if they are "ready-to-go."
f) Projects may be deferred to a later year if they are not "ready-to-go" as originally programmed.
g) A project phase may be deleted or deferred to a year that is outside of the four -year TIPs/STIP as long as another phase of the project remains in the TIPs/STIP and the project's scope is not affected.
h) Changes may be made to projects that are included in the TIPs/STIP for illustrative purposes.
i) A project's description may be revised or clarified as long as the project's scope is not affected.

Earmarks and discretionary funds are pre-approved administrative modifications.

Expedited Administrative Modifications

Requests for expedited approval of administrative modifications are submitted directly to the PRMPO Policy Committee without solicitation of public comment. The administrative modification must not affect the financial constraint of the TIPs/STIP.

Expedited administrative modifications include the following:

a) Changing from replacement buses to expansion buses (and versa).
b) Changing the scope of a project to accommodate environmental impact mitigation measures.
c) Changing the size of revenue rolling stock (e.g. vans, 30' buses) if the changes results in a change in the total carrying capacity by **20 percent or less**.

Changing the quantity for the acquisition for revenue rolling stock that **exceeds 20 percent (or minus)** of the original quantity.

AMENDMENT

In the Metropolitan Transportation Planning Final Rule an Amendment "*means a revision to a long-range statewide or metropolitan transportation plan, TIPs, or STIP that involves a major change to a project included in a metropolitan transportation plan, TIPs, or STIP, including the addition or deletion of a project or a major change in project cost, project/project phase initiation dates, or a major change in design concept or design scope (e.g., changing project termini or the number of through traffic lanes). The changes to projects those are included only for illustrative purposes do not require an amendment. An amendment is a revision that requires public review and comment, re-demonstration of fiscal constraint, or a conformity determination (for metropolitan transportation plans and TIPs involving ''non-exempt'' projects in nonattainment and*

maintenance areas). In the context of a long-range statewide transportation plan, an amendment is a revision approved by the State in accordance with its public involvement process."

If the amendment is required, it shall be processed through the PRMPO administrative processes with communication of the changes to the PRMPO policy board, PRDTPW and FHWA/FTA. An amendment requires public review and comment, re-demonstration of fiscal constraint, and a conformity determination in air quality non-attainment and maintenance areas, as needed.

Within the context of current planning rules amendment guidelines, can be further categorized as minor or major.

Major amendment includes the following actions:

a) Adding a project to the TIPs/STIP.
b) Deleting a project from the TIPs/STIP, including deferring a project to a year that is outside of the four-year TIPs/STIP.
c) Significantly modifying the design concept or design scope of a programmed project (e.g., changing the project scope). For projects programmed with FTA funds, a change in a project's scope is considered "major" if the change materially alters the objective or description of the project, or the size, type, or quantity of items. Examples include:

    1- Changing the size of revenue rolling stock (e.g. vans, 30' buses) if the change results in a change in the total carrying capacity by **more than 20 percent**.
    2- Changing the quantity for revenue rolling stock that are **more than 20 percent (plus)** of the original quantity.

Revising the amount programmed for a project phase if it increases the estimated total project cost by **more than 20 percent or $2 million**.

THE PRHTA FIVE YEARS PRIORITY CAPITAL IMPROVEMENT PROGRAM (CIP)

The PRHTA CIP is the basis for preparation of the STIP and TIP's for FHWA federal-aid-projects. Highways and Transportation projects using FHWA funds are also included in the Five-Year CIP, updated no less than once a year. This Program is based on the Agency budget that is financed by revenues from gasoline and diesel taxes, vehicles registration fees, toll road collection, the federal funds apportionment's (FHWA/FTA), and interim financing and bonds issues.

As a medium range plan the CIP is consistent with the twenty-year master plan prepared by the Puerto Rico Planning Board for the San Juan Metropolitan Region (SJMR). It also considers the metropolitan area transportation studies, the Statewide Transportation Study results and recommendations. Highway projects priorities are based on the following factors:

- Support of public policy regarding land use and development, as established in long and medium range plans
- Improving condition and level of service of existing facilities
- Presence in the master plan
- Projects requested by citizens, legislators, agencies and elected local officials
- Provision of new and improved access to Industrial Parks, Ports, Airports and other points of agricultural, tourism, or commercial importance activities
- Traffic analysis and projections
- Cost benefits analysis of competing projects
- Availability of funds
- Coordination with federal agencies

During the year, the CIP is subjected to continued analysis and changes resulting from project delays in design, increases or decreases in project cost estimates, and other related information. The CIP is updated at least once a year, to reflect changes in bidding dates, project cost, scope of works, and project termini, among other elements.

In compliance with Law Number 74 of the year 1965, the HTA prepares a Capital Improvement Program (CIP), in which all highway and transportation projects, both federal (FHWA) funded and non-federal funded projects, are program for a five year

period. The highway and transportation projects that appeared in the CIP are consistent with the TIP and STIP, which in turn are based on the projects recommended on the Regional (UZAS) and the Metropolitan Long Range Transportation Plans.

The CIP is included in the Four Year Investment Program (PICA which stands for Programa de Inversiones de Cuatro Años) prepared by the Puerto Rico Planning Board.

The Program Office of the HTA evaluates the highway project petitions based on the following criteria:

- Support of the public policy regarding land use and development, as establish in the Islandwide Long Range Transportation Plans
- Improving condition and level of service of existing facilities
- Presence in the Islandwide, Metropolitan or Regional Long Range Transportation Plans
- Provision of new and improved access to industrial parks, ports, airports, and other activities such as: agricultural, tourism, or commercial centers
- Traffic analysis projections
- Availability of funds
- Cost benefits analysis of competing projects
- Coordination with federal agencies

During the year, the CIP is subject to continued analysis and changes resulting from project delays in design, increases or decreases in projects cost estimates, and other related information. The CIP is updated at least once a year, to reflect changes in bidding dates, project cost, scope of work, and project termini, among other elements.

The Puerto Rico Highway and Transportation Authority (PRHTA) is submitting the Statewide Transportation Improvement Program (STIP) for the FY 2017-2020 to the Federal Transit Administration (FTA) and the Federal Highway Administration (FHWA) for their joint consideration and approval. The PRHTA certify that the transportation planning process is being carried out in accordance with all applicable requirements of:

(1) 23 U.S.C. 134 and 135, 49 U.S.C. 5303 and 5304, and this part;

(2) Title VI of the Civil Rights Act of 1964, as amended (42 U.S.C. 2000d-1) and 49 CFR part 21;

(3) 49 U.S.C. 5332, prohibiting discrimination on the basis of race, color, creed, national origin, sex, or age in employment or business opportunity;

(4) Section 1101(b) of the FAST Act (Pub. L. 114-357) and 49 CFR part 26 regarding the involvement of disadvantaged business enterprises in DOT funded projects;

(5) 23 CFR part 230, regarding implementation of an equal employment opportunity program on Federal and Federal-aid highway construction contracts;

(6) The provisions of the Americans with Disabilities Act of 1990 (42 U.S.C. 12101 *et seq.*) and 49 CFR parts 27, 37, and 38;

(7) In States containing nonattainment and maintenance areas, sections 174 and 176(c) and (d) of the Clean Air Act, as amended (42 U.S.C. 7504, 7506(c) and (d)) and 40 CFR part 93;

(8) The Older Americans Act, as amended (42 U.S.C. 6101), prohibiting discrimination on the basis of age in programs or activities receiving Federal financial assistance;

(9) 23 U.S.C. 324, regarding the prohibition of discrimination based on gender; and

(10) Section 504 of the Rehabilitation Act of 1973 (29 U.S.C. 794) and 49 CFR part 27 regarding discrimination against individuals with disabilities.

This STIP includes projects for the SJTMA, which is considered an attainment area for air quality standard for particulate matter. The MPO Policy Committee approved the area's TIPs with the understanding that the plan complies with Sections 174 and 176 (c) and (d) of the Clean Air Act as amended (42 U.S.C. 7504, 7506 (c) and (d).

March, 10, 2017
Date



Eng. Carlos M. Contreras Aponte
Secretary and President of PRMPO

Federal Transit Administration (FTA)

Summary of Total Federal Estimated Projects Costs

	Fiscal Years				
FTA Section	**2017**	**2018**	**2019**	**2020**	**TOTAL**
Section 5307	$ 95,667,256.09	$ 34,101,586.47	$ 27,031,128.00	$ 27,126,052.58	**$ 183,926,023.13**
Section 5310	$ 5,156,255.30	$ -	$ -	$ -	**$ 5,156,255.30**
Section 5311	$ 2,892,070.00	$ 992,685.96	$ 1,002,612.82	$ 1,012,638.95	**$ 5,900,007.73**
Section 5311 RTAP	$ 184,900.00	$ -	$ -	$ -	**$ 184,900.00**
Section 5329	$ 771,212.00	$ -	$ -	$ -	**$ 771,212.00**
Section 5337	$ 5,249,287.00	$ -	$ -	$ -	**$ 5,249,287.00**
Section 5339	$ 3,884,003.00	$ -	$ -	$ -	**$ 3,884,003.00**
Total	**$ 113,804,983.39**	**$ 35,094,272.43**	**$ 28,033,740.82**	**$ 28,138,691.52**	**$ 205,071,688.16**

Project Financial Plan for FTA Programs

A. San Juan Urbanized Area

I. The Federal cost for projects, for FTA programs, are as follows:

	Fiscal Years				
FTA Section	**2017**	**2018**	**2019**	**2020**	**TOTAL**
Section 5307	$ 70,323,820.00	$ 20,281,464.88	$ 18,146,114.70	$ 18,337,131.85	**$ 127,088,531.42**
Section 5310	$ 2,437,074.70	$ -	$ -	$ -	**$ 2,437,074.70**
Section 5329	$ 771,212.00	$ -	$ -	$ -	**$ 771,212.00**
Section 5337	$ 5,249,287.00	$ -	$ -	$ -	**$ 5,249,287.00**
Section 5339	$ 3,884,003.00	$ -	$ -	$ -	**$ 3,884,003.00**
Total	**$ 82,665,396.70**	**$ 20,281,464.88**	**$ 18,146,114.70**	**$ 18,337,131.85**	$ 139,430,108.12

II. FTA assistance for FY 2017 is distributed as follows (carryover projects are included):

SECTION 5307 AND 5340 URBANIZED AREA	
FY 2015 Apportionment	$19,193,216.00
FY 2016 Apportionment	$27,925,515.00
FY 2017 Apportionment (Estimated)	$27,925,515.00
Total Funds Available	***$75,044,246.00***

SECTION 5310 ENHANCED MOBILITY OF SENIORS AND INDIVIDUALS WITH	
FY 2015 Apportionment	$2,494,578.00
FY 2016 Apportionment	$2,494,579.00
FY 2017 Apportionment (Estimated)	$2,494,579.00
Total Funds Available	***$7,483,736.00***

SECTION 5329 STATE SAFETY OVERSIGHT PROGRAM	
FY 2015 Apportionment	$299,732.00
FY 2016 Apportionment	$303,543.00
FY 2017 Apportionment (Estimated)	$303,543.00
Total Funds Available	***$906,818.00***

SECTION 5337 HIGH INTESNSITY FIXED GUIDEWAY STATE OD GOOD REPAIR	
FY 2014 Apportionment	$4,554,187.00
FY 2015 Apportionment	$6,393,833.00
FY 2016 Apportionment	$7,239,637.00
FY 2017 Apportionment (Estimated)	$7,239,637.00
Total Funds Available	***$25,427,294.00***

SECTION 5339 BUS AND BUS FACILITIES FORMULA GRANTS	
FY 2014 Apportionment	$2,805,450.00
FY 2015 Apportionment	$2,657,203.00
FY 2016 Apportionment	$2,448,727.00
FY 2017 Apportionment (Estimated)	$2,448,727.00
Total Funds Available	***$10,360,107.00***

B. Aguadilla Urbanized Area

I. The Federal cost for projects, for FTA programs, are as follows:

	Fiscal Years				
FTA Section	**2017**	**2018**	**2019**	**2020**	**TOTAL**
Section 5307	$ 1,928,620.00	$ 119,109.00	$ 120,299.76	$ 121,503.15	**$ 2,289,531.91**
Section 5310	$ 503,642.60	$ -	$ -	$ -	**$ 503,642.60**
Total	**$ 2,432,262.60**	**$ 119,109.00**	**$ 120,299.76**	**$ 121,503.15**	$ 2,793,174.51

II. FTA assistance for FY 2017 is distributed as follows (carryover projects are included):

SECTION 5307 AND 5340 URBANIZED AREA	
FY 2013 Apportionment	$1,473,728.00
FY 2014 Apportionment	$2,834,990.00
FY 2015 Apportionment	$2,608,339.00
FY 2016 Apportionment	$2,531,326.00
FY 2017 Apportionment (Estimated)	$2,531,326.00
Total Funds Available	***$11,979,709.00***

SECTION 5310 ENHANCED MOBILITY OF SENIORS AND INDIVIDUALS WITH	
FY 2015 Apportionment	$376,439.00
FY 2016 Apportionment	$399,986.00
FY 2017 Apportionment (Estimated)	$399,986.00
Total Funds Available*	***$1,176,411.00***

SECTION 5339 BUS AND BUS FACILITIES FORMULA GRANTS	
FY 2014 Apportionment	$291,772.00
FY 2015 Apportionment	$264,399.00
FY 2016 Apportionment	$232,504.00
FY 2017 Apportionment (Estimated)	$232,504.00
Total Funds Available	***$1,021,179.00***

C. Urbanized Areas Under 200,000 in Population (UZA)

I. The Federal cost for projects, for FTA programs, are as follows:

	Fiscal Years				
FTA Section	**2017**	**2018**	**2019**	**2020**	**TOTAL**
Section 5307	$ 23,414,816.09	$ 13,701,012.59	$ 8,764,713.54	$ 8,667,417.58	**$ 54,547,959.80**
Section 5310	$ 1,812,592.20	$ -	$ -	$ -	**$ 1,812,592.20**
Total	**$ 25,227,408.29**	**$ 13,701,012.59**	**$ 8,764,713.54**	**$ 8,667,417.58**	**$ 56,360,552.00**

II. FTA assistance for FY 2017 is distributed as follows (carryover projects are included):

SECTION 5307 AND 5340 URBANIZED AREA	
FY 2014 Apportionment	$16,278,026.00
FY 2015 Apportionment	$16,245,603.00
FY 2016 Apportionment	$16,418,450.00
FY 2017 Apportionment (Estimated)	$16,418,450.00
Total Funds Available	***$65,360,529.00***

SECTION 5310 ENHANCED MOBILITY OF SENIORS AND INDIVIDUALS WITH	
FY 2015 Apportionment	$1,945,275.00
FY 2016 Apportionment	$1,950,647.00
FY 2017 Apportionment (Estimated)	$1,950,647.00
Total Funds Available*	***$5,846,569.00***

SECTION 5339 BUS AND BUS FACILITIES FORMULA GRANTS	
FY 2014 Apportionment	$1,453,503.00
FY 2015 Apportionment	$1,454,304.00
FY 2016 Apportionment	$1,341,072.00
FY 2017 Apportionment (Estimated)	$1,341,072.00
Total Funds Available	***$5,589,951.00***

D. Non-urbanized Area

I. The Federal cost for projects, for FTA programs, is as follows:

	Fiscal Years				
FTA Section	**2017**	**2018**	**2019**	**2020**	**TOTAL**
Section 5311	$ 2,892,070.00	$ 992,685.96	$ 1,002,612.82	$ 1,012,638.95	**$ 5,900,007.73**
Section 5311 RTAP	$ 184,900.00	$ -	$ -	$ -	**$ 184,900.00**
Section 5310	$ 402,103.50	$ -	$ -	$ -	**$ 402,103.50**
Total	**$ 3,479,073.50**	**$ 992,685.96**	**$ 1,002,612.82**	**$ 1,012,638.95**	**$ 6,487,011.23**

II. FTA assistance for FY 2017 is distributed as follows (carryover projects are included):

SECTION 5311 URBANIZED AREA	
FY 2015 Apportionment	$1,168,836.00
FY 2016 Apportionment	$1,955,009.00
FY 2017 Apportionment (Estimated)	$1,955,009.00
Total Funds Available	***$ 5,078,854.00***

SECTION 5311-RTAP URBANIZED AREA	
FY 2015 Apportionment	$92,018.00
FY 2016 Apportionment	$92,882.00
FY 2017 Apportionment (Estimated)	$92,882.00
Total Funds Available	***$277,782.00***

SECTION 5310 DS URBANIZED AREA	
FY 2015 Apportionment	$267,583.00
FY 2016 Apportionment	$203,452.00
FY 2017 Apportionment (Estimated)	$203,452.00
Total Funds Available	***$674,487.00***

San Juan Urbanized Area

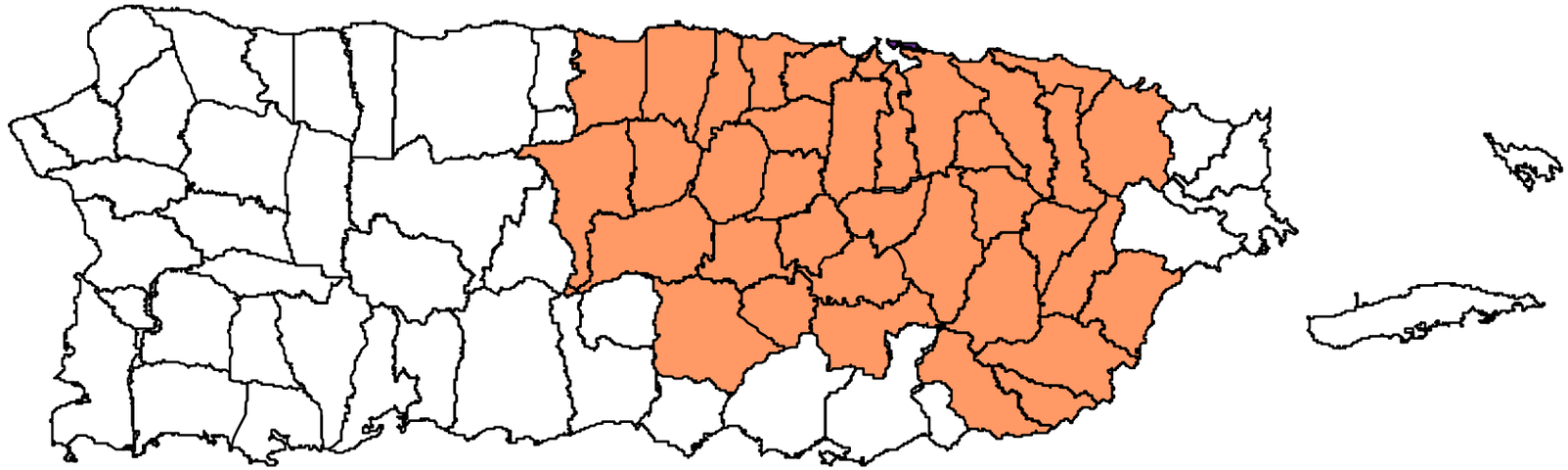

San Juan Urbanized Area (UA> 1,000,000 in Population)

Commonwealth of Puerto Rico

Puerto Rico Department of Transportation and Public Works

Puerto Rico Highway and Transportation Authority

Statewide Transportation Improvement Program (STIP)

Fiscal Years 2017-2020

FEDERAL TRANSIT ADMINISTRATION (FTA)

San Juan Urbanized Area (SJUA)

(UA > 1,OOO,OOO in Population)

Section 5307

COMMONWEALTH OF PUERTO RICO
PUERTO RICO DEPARTMENT OF TRANSPORTATION AND PUBLIC WORKS
PUERTO RICO HIGHWAY AND TRANSPORTATION AUTHORITY
STATEWIDE TRANSPORTATION IMPROVEMENT PROGRAM
FISCAL YEARS 2017 - 2020

SECTION 5307: SAN JUAN URBANIZED AREA (SJUA)

Num.	Description		Year Apportioned		Annual Element 2017	Three Years Program 2018	2019	2020	Total Est. Cost	Project Justification	Source of Local Funds	Remarks
1	Repair and Maintenance to Kuilan and Guardarrama Public Transportation Terminal, Phase I	Bayamón	2013	F	320,000	-	-	-	320,000	Narrative Justification Submitted	Certification Prepared by the Municipality	Carryover Funds FY 2013. Application under FTA Consideration. TrAMS # 2008-2016-1
				S	80,000	-	-	-	80,000			
				T	400,000	-	-	-	400,000			
2	Improvement to Trolley Maintenance Garage, Phase II	Bayamón	2013	F	144,000		-	-	144,000	Narrative Justification Submitted	Certification Prepared by the Municipality	Carryover Funds $144,000 FY 2013 Application under FTA Consideration. TrAMS # 2008-2016-1
				S	36,000		-	-	36,000			
				T	180,000		-	-	180,000			
3	Improvement to Trolley Maintenance Garage, Phase II-B	Bayamón	2016	F	1,420,000		-	-	1,420,000	Narrative Justification Submitted	Certification Prepared by the Municipality	Carryover Funds $1,420,000 FY 2016
				S	355,000		-	-	355,000			
				T	1,775,000		-	-	1,775,000			
4	Communications, Security and Tracking Devices	Bayamón	2015	F	29,120		-	-	29,120	Narrative Justification Submitted	Certification Prepared by the Municipality	Carryover Funds $29,120 FY 2015 Application under FTA Consideration. TrAMS # 2008-2016-1
				S	7,280		-	-	7,280			
				T	36,400		-	-	36,400			
5	Maintenance of Transit fleet	Bayamón	2015	F	84,563	28,849	29,137	29,429	171,978	Narrative Justification Submitted	Certification Prepared by the Municipality	Carryover Funds $28,000 FY 2015 & $28,000 FY 2016. FY 2015 in Application under FTA Consideration TrAMS # 2008-2016-1
				S	21,141	7,212	7,284	7,357	42,995			
				T	105,704	36,061	36,422	36,786	214,973			

COMMONWEALTH OF PUERTO RICO
PUERTO RICO DEPARTMENT OF TRANSPORTATION AND PUBLIC WORKS
PUERTO RICO HIGHWAY AND TRANSPORTATION AUTHORITY
STATEWIDE TRANSPORTATION IMPROVEMENT PROGRAM
FISCAL YEARS 2017 - 2020

SECTION 5307: SAN JUAN URBANIZED AREA (SJUA)

Num.	Description		Year Apportioned	Annual Element		Three Years Program			Total	Project Justification	Source of Local Funds	Remarks
					2017	2018	2019	2020	Est. Cost			
6	Operational Assistance for ADA Paratransit program	Bayamón	2015	F	193,926	65,939	66,598	67,264	393,728	Narrative Justification Submitted	Certification Prepared by the Municipality	Carryover Funds $64,000 FY 2015 & $64,640 FY 2016. FY 2015 in Application under FTA Consideration TrAMS # 2008-2016-1
				S	48,482	20,000	16,650	16,816	101,947			
				T	242,408	100,000	83,248	84,080	509,736			
7	Pedestrian Improvements on Dr. Veve Street	Bayamón	2015	F	2,287,832			-	2,287,832	Narrative Justification Submitted	Certification Prepared by the Municipality	Carryover Funds $1,143,916 FY 2016 Associate Transit Improvements
				S	571,958			-	571,958			
				T	2,859,790			-	2,859,790			
8	Pedestrian and bicycle connection in Santa Cruz Sector (Tren Urbano - PR-5 - Santa Cruz Street)	Bayamón	2015	F	2,114,740	1,057,370			3,172,110	Narrative Justification Submitted	Certification Prepared by the Municipality	Carryover Funds $1,057,370 FY 2016 Associate Transit Improvements
				S	528,685	264,343			793,028			
				T	2,643,425	1,321,713			3,965,138			
9	Preventive Maintenance for the Public Transportation Services	Caguas	2014	F	89,800	45,450	45,905	46,364	227,518	Narrative Justification Submitted	Certification Prepared by the Municipality	Carryover Funds $44,800 FY 2016
				S	22,450	11,363	11,476	11,591	56,880			
				T	112,250	56,813	57,381	57,954	284,398			
10	Provision of Paratransit Services	Caguas	2015	F	177,366	89,890	90,789	91,697	449,742	Narrative Justification Submitted	Certification Prepared by the Municipality	Carryover Funds $88,366 FY 2015
				S	44,342	22,473	22,697	22,924	112,435			
				T	221,708	112,363	113,486	114,621	562,177			

COMMONWEALTH OF PUERTO RICO
PUERTO RICO DEPARTMENT OF TRANSPORTATION AND PUBLIC WORKS
PUERTO RICO HIGHWAY AND TRANSPORTATION AUTHORITY
STATEWIDE TRANSPORTATION IMPROVEMENT PROGRAM
FISCAL YEARS 2017 - 2020

SECTION 5307: SAN JUAN URBANIZED AREA (SJUA)

Num.	Description		Year Apportioned	Annual Element		Three Years Program			Total	Project Justification	Source of Local Funds	Remarks
					2017	2018	2019	2020	Est. Cost			
11	Acquisition of two (2) Trolleys	Canóvanas	2015	F	242,560	-	-	-	242,560	Narrative Justification Submitted	Certification Prepared by the Municipality	Subject to comply with FTA requirements.
				S	60,640	-	-	-	60,640			
				T	303,200	-	-	-	303,200			
12	Construction & Rehabilitation of #15 Bus Shelter	Canóvanas	2015	F	30,000	-	-	-	30,000	Narrative Justification Submitted	Certification Prepared by the Municipality	Subject to comply with FTA requirements.
				S	7,500	-	-	-	7,500			
				T	37,500	-	-	-	37,500			
13	Preventive Maintenance for Public Transportation	Canóvanas	2015	F	169,800	50,000	50,500	51,005	321,305	Narrative Justification Submitted	Certification Prepared by the Municipality	Carryover Funds $80,000 FY 2015 & $44,800 FY 2016. Subject to comply with FTA requirements.
				S	42,450	12,500	12,625	12,751	80,326			
				T	212,250	62,500	63,125	63,756	401,631			
14	Installation of GPS and radios trolley and paratransit Vehicle	Canóvanas	2015	F	30,000	-	-	-	30,000	Narrative Justification Submitted	Certification Prepared by the Municipality	Subject to comply with FTA requirements.
				S	7,500	-	-	-	7,500			
				T	37,500	-	-	-	37,500			
15	Acquisition of Eight (8) Vehicles Two (2) of (24 Passenger Capacity) Two (2) of (14 Passenger Capacity) and Four (4) Mini Buses (16 Passenger Capacity) for Expansion Services	Canóvanas	2015	F	480,000	-	-	-	480,000	Narrative Justification Submitted	Certification Prepared by the Municipality	Subject to comply with FTA requirements and paratransit plan.
				S	120,000	-	-	-	120,000			
				T	600,000	-	-	-	600,000			

COMMONWEALTH OF PUERTO RICO
PUERTO RICO DEPARTMENT OF TRANSPORTATION AND PUBLIC WORKS
PUERTO RICO HIGHWAY AND TRANSPORTATION AUTHORITY
STATEWIDE TRANSPORTATION IMPROVEMENT PROGRAM
FISCAL YEARS 2017 - 2020

SECTION 5307: SAN JUAN URBANIZED AREA (SJUA)

Num.	Description		Year Apportioned	Annual Element		Three Years Program			Total	Project Justification	Source of Local Funds	Remarks
					2017	2018	2019	2020	Est. Cost			
16	Preventive Maintenance	Carolina	2016	F	435,304	220,922	223,131	225,363	1,104,720	Narrative Justification Submitted	Certification Prepared by the Municipality	Carryover Funds $216,569 FY 2016 Application under FTA Consideration TrAMS # 2038-2016-1
				S	108,826	55,231	55,783	56,341	276,180			
				T	544,130	276,153	278,914	281,703	1,380,900			
17	Additional Funds for the Rehabilitation of 19 buses	Carolina	2015	F	105,578	-	-	-	105,578	Narrative Justification Submitted	Certification Prepared by the Municipality	
				S	26,395	-	-	-	26,395			
				T	131,973	-	-	-	131,973			
18	Preventive Maintenance Cost for Transit System	Cataño	2016	F	80,000	40,400	40,804	41,212	202,416	Narrative Justification Submitted	Certification Prepared by the Municipality	Carryover Funds $40,000 FY 2016
				S	20,000	10,100	10,201	10,303	50,604			
				T	100,000	50,500	51,005	51,515	253,020			
19	Preventive Maintenance Cost for Transit System	Cayey	2013	F	114,594	28,112	28,393	28,677	199,776	Narrative Justification Submitted	Certification Prepared by the Municipality	Carryover Funds $31,614 for FY 2013 & $27,568 for FY 2014. FY 2013 & 2014 in Application under FTA Consideration TrAMS # 5584-2016-1
				S	28,649	7,028	7,098	7,169	49,944			
				T	143,243	35,140	35,491	35,846	249,720			
20	Provision of Paratransit Services in Accordance with ADA Regulations	Cayey	2013	F	419,704	87,870	88,749	89,636	685,959	Narrative Justification Submitted	Certification Prepared by the Municipality	Carryover Funds $86,368 for 2013, $86,368 for FY 2014, $79,984 FY 2015 & $79,984 FY 2016. FY 2013 & 2014 in Application under FTA Consideration TrAMS # 5584-2016-1
				S	104,926	21,968	22,187	22,409	171,490			
				T	524,630	109,838	110,936	112,045	857,449			

COMMONWEALTH OF PUERTO RICO
PUERTO RICO DEPARTMENT OF TRANSPORTATION AND PUBLIC WORKS
PUERTO RICO HIGHWAY AND TRANSPORTATION AUTHORITY
STATEWIDE TRANSPORTATION IMPROVEMENT PROGRAM
FISCAL YEARS 2017 - 2020

SECTION 5307: SAN JUAN URBANIZED AREA (SJUA)

Num.	Description		Year Apportioned		Annual Element 2017	Three Years Program 2018	2019	2020	Total Est. Cost	Project Justification	Source of Local Funds	Remarks
21	Preventive Maintenance Cost for Transit System	Ciales	2017	F	20,000	20,200	20,402	20,606	81,208	Narrative Justification Submitted	Certification Prepared by the Municipality	
				S	5,000	5,050	5,101	5,152	20,302			
				T	25,000	25,250	25,503	25,758	101,510			
22	Purchase of Communication Equipment - One Mobile Radio	Ciales	2017	F	10,000	-	-	-	10,000	Narrative Justification Submitted	Certification Prepared by the Municipality	
				S	2,500	-	-	-	2,500			
				T	12,500	-	-	-	12,500			
23	Acquisition of Equipment for the Maintenance of Transit Fleet	Ciales	2017	F	7,000	-	-	-	7,000	Narrative Justification Submitted	Certification Prepared by the Municipality	
				S	1,750	-	-	-	1,750			
				T	8,750	-	-	-	8,750			
24	Preventive Maintenance Cost for Transit System	Cidra	2017	F	15,000	15,150	15,302	15,455	60,906	Narrative Justification Submitted	Certification Prepared by the Municipality	
				S	3,750	3,788	3,825	3,864	15,227			
				T	18,750	18,938	19,127	19,318	76,133			
25	Repair roof leakage in thrid level public transportation terminal. Phase 3 of 3.	Cidra	2017	F	240,000	-	-	-	240,000	Narrative Justification Submitted	Certification Prepared by the Municipality	
				S	60,000	-	-	-	60,000			
				T	300,000	-	-	-	300,000			

COMMONWEALTH OF PUERTO RICO
PUERTO RICO DEPARTMENT OF TRANSPORTATION AND PUBLIC WORKS
PUERTO RICO HIGHWAY AND TRANSPORTATION AUTHORITY
STATEWIDE TRANSPORTATION IMPROVEMENT PROGRAM
FISCAL YEARS 2017 - 2020

SECTION 5307: SAN JUAN URBANIZED AREA (SJUA)

Num.	Description		Year Apportioned	Annual Element		Three Years Program			Total	Project Justification	Source of Local Funds	Remarks
					2017	2018	2019	2020	Est. Cost			
26	Design and Construction of Eight (8) Bus Stops	Corozal	2015	F	117,355	-	-	-	117,355	Narrative Justification Submitted	Certification Prepared by the Municipality	Carryover Funds $67,200 FY 2015 & $50,155 FY 2016 in Application under FTA Consideration TrAMS # 5489-2016-5
				S	29,339	-	-	-	29,339			
				T	146,694	-	-	-	146,694			
27	Improvements to the Público Vehicles Terminal at the Urban Center of Corozal - Improve pedestrian and vehicle access.	Corozal	2015	F	220,000	-	-	-	220,000	Narrative Justification Submitted	Certification Prepared by the Municipality	Carryover Funds $220,000 FY 2016 in Application under FTA Consideration TrAMS # 5489-2016-5
				S	55,000	-	-	-	55,000			
				T	275,000	-	-	-	275,000			
28	Preventive Maintenance for Transit Fleet	Corozal	2015	F	46,198	21,205	21,417	21,631	110,451	Narrative Justification Submitted	Certification Prepared by the Municipality	Carryover Funds $9,446 FY 2015 & $16,355 FY 2016 in Application under FTA Consideration TrAMS # 5489-2016-5
				S	11,550	5,301	5,354	5,408	27,613			
				T	57,748	26,506	26,771	27,039	138,064			
29	Construction of 4 signage for bus stops/shelters to expand trolley route	Corozal	2015	F	22,574	-	-	-	22,574	Narrative Justification Submitted	Certification Prepared by the Municipality	Carryover Funds $22,574 FY 2015 in Application under FTA Consideration TrAMS # 5489-2016-5
				S	5,644	-	-	-	5,644			
				T	28,218	-	-	-	28,218			
30	Improvements to streets, municipal roads and sidewalk along one stop on fixed trolley route	Corozal	2015	F	119,250	-	-	-	119,250	Narrative Justification Submitted	Certification Prepared by the Municipality	Carryover Funds $119,250 FY 2015 in Application under FTA Consideration TrAMS # 5489-2016-5. Associate Transit Improvements.
				S	29,813	-	-	-	29,813			
				T	149,063	-	-	-	149,063			

COMMONWEALTH OF PUERTO RICO
PUERTO RICO DEPARTMENT OF TRANSPORTATION AND PUBLIC WORKS
PUERTO RICO HIGHWAY AND TRANSPORTATION AUTHORITY
STATEWIDE TRANSPORTATION IMPROVEMENT PROGRAM
FISCAL YEARS 2017 - 2020

SECTION 5307: SAN JUAN URBANIZED AREA (SJUA)

Num.	Description		Year Apportioned	Annual Element		Three Years Program			Total	Project Justification	Source of Local Funds	Remarks
					2017	2018	2019	2020	Est. Cost			
31	Preventive Maintenance Cost for Transit Fleet	Dorado	2016	F	76,273	25,308	25,561	25,817	152,959	Narrative Justification Submitted	Certification Prepared by the Municipality	Carryover Funds $23,848 FY 2015 & $27,614 FY 2016
				S	19,068	6,327	6,390	6,454	38,240			
				T	95,341	31,635	31,951	32,271	191,198			
32	Provision of Paratransit Services in Accordance with ADA Regulations	Dorado	2015	F	197,843	68,603	69,289	69,982	405,717	Narrative Justification Submitted	Certification Prepared by the Municipality	Carryover Funds $64,646 FY 2015 & $65,939 FY 2016
				S	49,461	17,151	17,322	17,495	101,429			
				T	247,304	85,754	86,611	87,477	507,146			
33	Replacement of nine (9) vehicles for New Midsize Transit Buses	Guaynabo	2014	F	360,000	727,213	-	-	1,087,213	Narrative Justification Submitted	Certification Prepared by the Municipality	Carryover Funds $280,000 for FY 2014, $80,000 FY 2015. FY 2014 & FY 2015 in Application under FTA Consideration TrAMS # 1905-2016-1
				S	90,000	181,803	-	-	271,803			
				T	450,000	909,016	-	-	1,359,016			
34	Preventive Maintenance Cost for Transit Fleet	Guaynabo	2013	F	640,000	161,600	163,216	164,848	1,129,664	Narrative Justification Submitted	Certification Prepared by the Municipality	Carryover Funds $320,000 for FY 2013 & 2014 & $160,000 FY 2016. FY 2013 & FY 2014 in Application under FTA Consideration TrAMS # 1905-2016-1
				S	160,000	40,400	40,804	41,212	282,416			
				T	800,000	202,000	204,020	206,060	1,412,080			
35	Repairs & Improvements of Public Transportation Terminal	Guaynabo	2013	F	488,000	-	-	-	488,000	Narrative Justification Submitted	Certification Prepared by the Municipality	Carryover Funds $488,000 FY 2013 in Application under FTA Consideration TrAMS # 1905-2016-1
				S	122,000	-	-	-	122,000			
				T	610,000	-	-	-	610,000			

COMMONWEALTH OF PUERTO RICO
PUERTO RICO DEPARTMENT OF TRANSPORTATION AND PUBLIC WORKS
PUERTO RICO HIGHWAY AND TRANSPORTATION AUTHORITY
STATEWIDE TRANSPORTATION IMPROVEMENT PROGRAM
FISCAL YEARS 2017 - 2020

SECTION 5307: SAN JUAN URBANIZED AREA (SJUA)

Num.	Description		Year Apportioned		Annual Element 2017	Three Years Program 2018	2019	2020	Total Est. Cost	Project Justification	Source of Local Funds	Remarks
36	Maintenance Expenses	Gurabo	2015	F	27,000	11,000	11,110	11,221	60,331	Narrative Justification Submitted	Certification Prepared by the Municipality	Carryover Funds $8,000 FY 2015 & $9,000 FY 2016 in Application under FTA Consideration TrAMS # 5489-2016-5
				S	6,750	2,750	2,778	2,805	15,083			
				T	33,750	13,750	13,888	14,026	75,414			
37	Provision for paratransit service	Gurabo	2015	F	196,493	65,933	66,592	67,258	396,277	Narrative Justification Submitted	Certification Prepared by the Municipality	Carryover Funds FY 2015 $65,280 & $65,280 in Application under FTA Consideration TrAMS # 5489-2016-5.
				S	49,123	16,483	16,648	16,815	99,069			
				T	245,616	82,416	83,240	84,073	495,346			
38	Preventive Maintenance Cost for Público Terminals	Humacao	2015	F	220,000	45,450	45,905	46,364	357,718	Narrative Justification Submitted	Certification Prepared by the Municipality	Carryover Funds $135,000 FY 2015 & $40,000 FY 2016. FY 2015 in Application under FTA Consideration TrAMS # 5567-2016-1
				S	55,000	11,363	11,476	11,591	89,430			
				T	275,000	56,813	57,381	57,954	447,148			
39	Preventive Maintenance Cost for Transit Fleet	Humacao	2013	F	135,439	56,669	57,236	57,808	307,152	Narrative Justification Submitted	Certification Prepared by the Municipality	Carryover Funds $23,400 for FY 2013, $1,400 for FY 2014 & $53,970 FY 2016. FY 2013 & 2014 in Application under FTA Consideration TrAMS # 5567-2016-1
				S	33,860	14,167	14,309	14,452	76,788			
				T	169,299	70,836	71,545	72,260	383,940			
40	Provision of Paratransit Services in Accordance with ADA Regulations	Humacao	2013	F	340,000	85,850	86,709	87,576	600,134	Narrative Justification Submitted	Certification Prepared by the Municipality	Carryover Funds $80,000 for FY 2013, $90,000 FY 2014 & $85,000 FY 2016. FY 2013 & 2014 in Application under FTA Consideration TrAMS # 5567-2016-1
				S	85,000	21,463	21,677	21,894	150,034			
				T	425,000	107,313	108,386	109,469	750,168			

COMMONWEALTH OF PUERTO RICO
PUERTO RICO DEPARTMENT OF TRANSPORTATION AND PUBLIC WORKS
PUERTO RICO HIGHWAY AND TRANSPORTATION AUTHORITY
STATEWIDE TRANSPORTATION IMPROVEMENT PROGRAM
FISCAL YEARS 2017 - 2020

SECTION 5307: SAN JUAN URBANIZED AREA (SJUA)

Num.	Description		Year Apportioned	Annual Element		Three Years Program			Total	Project Justification	Source of Local Funds	Remarks
					2017	2018	2019	2020	Est. Cost			
41	Replacement of Twelve (12) Bus Passenger Shelter for Existing Trolley Route	Humacao	2013	F	144,000	-	-	-	144,000	Narrative Justification Submitted	Certification Prepared by the Municipality	Carryover Funds FY 2013 in Application under FTA Consideration TrAMS # 5567-2016-1
				S	36,000	-	-	-	36,000			
				T	180,000	-	-	-	180,000			
42	Installation of 36 Bus Stops for New Trolley Routes	Humacao	2014	F	8,640		-	-	8,640	Narrative Justification Submitted	Certification Prepared by the Municipality	Carryover Funds FY 2014 in Application under FTA Consideration TrAMS # 5567-2016-1
				S	2,160		-	-	2,160			
				T	10,800		-	-	10,800			
43	Preventive Maintenance Cost for Nine (9) Vehicles	Juncos	2014	F	200,548	73,225	73,957	74,697	422,427	Narrative Justification Submitted	Certification Prepared by the Municipality	Carryover Funds $69,000 for FY 2014 & $59,048 FY 2016. FY 2014 in Application under FTA Consideration TrAMS # 3050-2016-1
				S	50,137	18,306	18,489	18,674	105,607			
				T	250,685	91,531	92,447	93,371	528,034			
44	Provision of Paratransit Services in Accordance with ADA Regulations	Juncos	2015	F	215,450	65,650	66,307	66,970	414,376	Narrative Justification Submitted	Certification Prepared by the Municipality	Carryover Funds $84,800 for FY 2015 & $65,000 FY 2016. FY 2015 in Application under FTA Consideration TrAMS # 3050-2016-1
				S	53,863	16,413	16,577	16,742	103,594			
				T	269,313	82,063	82,883	83,712	517,970			
45	Purchase of Equipment for Municipal Transit Garage	Juncos	2013	F	20,000		-	-	20,000	Narrative Justification Submitted	Certification Prepared by the Municipality	Carryover Funds FY 2013 in Application under FTA Consideration TrAMS # 3050-2016-1
				S	5,000		-	-	5,000			
				T	25,000		-	-	25,000			

COMMONWEALTH OF PUERTO RICO
PUERTO RICO DEPARTMENT OF TRANSPORTATION AND PUBLIC WORKS
PUERTO RICO HIGHWAY AND TRANSPORTATION AUTHORITY
STATEWIDE TRANSPORTATION IMPROVEMENT PROGRAM
FISCAL YEARS 2017 - 2020

SECTION 5307: SAN JUAN URBANIZED AREA (SJUA)

Num.	Description		Year Apportioned		Annual Element 2017	Three Years Program 2018	2019	2020	Total Est. Cost	Project Justification	Source of Local Funds	Remarks
46	Purchase of Computer, Equipment and Radio Communication System	Las Piedras	2013	F	4,000	-	-	-	4,000	Narrative Justification Submitted	Certification Prepared by the Municipality	Carryover Funds FY 2013 in Application under FTA Consideration TrAMS # 5489-2016-5
				S	1,000	-	-	-	1,000			
				T	5,000	-	-	-	5,000			
47	Engineering, Design and Environmental Compliance for the Construction of Maintenance Facilities, Phase I	Las Piedras	2016	F	120,000	-	-	-	120,000	Narrative Justification Submitted	Certification Prepared by the Municipality	Carryover Funds FY 2016 in Application under FTA Consideration TrAMS # 5489-2016-5
				S	30,000	-	-	-	30,000			
				T	150,000	-	-	-	150,000			
48	Provision of Paratransit Services in Accordance with ADA Regulations	Manatí	2017	F	61,882	62,501	63,126	63,757	251,266	Narrative Justification Submitted	Certification Prepared by the Municipality	
				S	15,471	15,625	15,781	15,939	62,816			
				T	77,353	78,126	78,907	79,696	314,082			
49	Preventive Maintenance Cost for Transit Fleet	Manatí	2017	F	33,406	33,740	34,077	34,418	135,642	Narrative Justification Submitted	Certification Prepared by the Municipality	
				S	8,352	8,435	8,519	8,605	33,910			
				T	41,758	42,175	42,597	43,023	169,552			
50	Environmental Study, Design and Construction of Transfer Station and Maintenance Garage	Manatí	2017	F	218,400	-	-	-	218,400	Narrative Justification Submitted	Certification Prepared by the Municipality	Subject to complete Grant on TEAM.
				S	54,600	-	-	-	54,600			
				T	273,000	-	-	-	273,000			

COMMONWEALTH OF PUERTO RICO
PUERTO RICO DEPARTMENT OF TRANSPORTATION AND PUBLIC WORKS
PUERTO RICO HIGHWAY AND TRANSPORTATION AUTHORITY
STATEWIDE TRANSPORTATION IMPROVEMENT PROGRAM
FISCAL YEARS 2017 - 2020

SECTION 5307: SAN JUAN URBANIZED AREA (SJUA)

Num.	Description		Year Apportioned		Annual Element 2017	Three Years Program 2018	2019	2020	Total Est. Cost	Project Justification	Source of Local Funds	Remarks
51	Additional Funds for the Acquisition of Land for the Construction of Transfer Station and Maintenance Garage	Manatí	2018	F	-	146,400	-	-	146,400	Narrative Justification Submitted	Certification Prepared by the Municipality	Subject to complete Grant on TEAM.
				S	-	36,600	-	-	36,600			
				T	-	183,000	-	-	183,000			
52	Administration and Employee Education and Training	MBA	2017	F	100,000	100,000	-	-	200,000	Narrative Justification Submitted		
				S	25,000	25,000	-	-	50,000			
				T	125,000	125,000	-	-	250,000			
53	Preventive Maintenance for Motor Bus and Demand Respond Service	MBA	2016	F	18,000,000				18,000,000	Narrative Justification Submitted		Carryover Funds $8,000,000 FY 2016
				S	4,500,000				4,500,000			
				T	22,500,000				22,500,000			
54	Acquisition of Surveillance Security Equipment	MBA	2017	F	300,000	-	-	-	300,000	Narrative Justification Submitted		
				S	75,000	-	-	-	75,000			
				T	375,000	-	-	-	375,000			
55	Bus Stop and Route Signing	MBA	2017	F	300,000	-	-	-	300,000	Narrative Justification Submitted		
				S	75,000	-	-	-	75,000			
				T	375,000	-	-	-	375,000			

COMMONWEALTH OF PUERTO RICO
PUERTO RICO DEPARTMENT OF TRANSPORTATION AND PUBLIC WORKS
PUERTO RICO HIGHWAY AND TRANSPORTATION AUTHORITY
STATEWIDE TRANSPORTATION IMPROVEMENT PROGRAM
FISCAL YEARS 2017 - 2020

SECTION 5307: SAN JUAN URBANIZED AREA (SJUA)

Num.	Description		Year Apportioned		Annual Element 2017	Three Years Program 2018	2019	2020	Total Est. Cost	Project Justification	Source of Local Funds	Remarks
56	Rehabilitation and Renovation Bus Terminal	MBA	2017	F	125,000	-	-	-	125,000	Narrative Justification Submitted		
				S	31,250	-	-	-	31,250			
				T	156,250	-	-	-	156,250			
57	Preventive Maintenance Cost for Tren Urbano	PRHTA	2016	F	15,000,000	15,150,000	15,301,500	15,454,515	60,906,015	Narrative Justification Submitted		
				S	3,750,000	3,787,500	3,825,375	3,863,629	15,226,504			
				T	18,750,000	18,937,500	19,126,875	19,318,144	76,132,519			
58	Cost Associated to parts, equipment and material for preventive maintenance acquired by First Transit	PRHTA	2016	F	1,000,000	-	-	-	1,000,000	Narrative Justification Submitted		
				S	250,000	-	-	-	250,000			
				T	1,250,000	-	-	-	1,250,000			
59	Design and Installation of a Solar Energy Project for Tren Urbano	PRHTA	2017	F	356,000		-	-	356,000	Narrative Justification Submitted		
				S	89,000	-	-	-	89,000			
				T	445,000	-	-	-	445,000			
60	Funds for Vessel Parts, Equipment and Drydocking	PRHTA/ATM	2017	F	1,500,000	-	-	-	1,500,000	Narrative Justification Submitted		
				S	375,000	-	-	-	375,000			
				T	1,875,000	-	-	-	1,875,000			

COMMONWEALTH OF PUERTO RICO
PUERTO RICO DEPARTMENT OF TRANSPORTATION AND PUBLIC WORKS
PUERTO RICO HIGHWAY AND TRANSPORTATION AUTHORITY
STATEWIDE TRANSPORTATION IMPROVEMENT PROGRAM
FISCAL YEARS 2017 - 2020

SECTION 5307: SAN JUAN URBANIZED AREA (SJUA)

Num.	Description		Year Apportioned		Annual Element 2017	Three Years Program 2018	2019	2020	Total Est. Cost	Project Justification	Source of Local Funds	Remarks
61	Surveillance and Security System for Terminal and Vessels	PRHTA/ATM	2017	F	800,000	-	-	-	800,000	Narrative Justification Submitted		
				S	200,000	-	-	-	200,000			
				T	1,000,000	-	-	-	1,000,000			
62	Preventive Maintenance and Related Material Cost	PRHTA/ATM	2017	F	1,500,000				1,500,000	Narrative Justification Submitted		
				S	375,000	-	-	-	375,000			
				T	1,875,000	-	-	-	1,875,000			
63	Improvement to San Juan Maintenance Base	PRHTA/ATM	2017	F	480,000	-	-	-	480,000	Narrative Justification Submitted		
				S	120,000	-	-	-	120,000			
				T	600,000	-	-	-	600,000			
64	Rehabilitate, Rebuild and Maintain Ship Lift and Transfer System at Maintenance Base for the ATM System	PRHTA/ATM	2017	F	3,996,110	-	-	-	3,996,110	Narrative Justification Submitted		
				S	999,028	-	-	-	999,028			
				T	4,995,138	-	-	-	4,995,138			
65	Purchase of Two (2) Pick Up Truck	San Juan	2013	F	40,000	-	-	-	40,000	Narrative Justification Submitted	Certification Prepared by the Municipality	Carryover Funds FY 2013 in Application under FTA Consideration TrAMS # 1886-2016-1
				S	10,000	-	-	-	10,000			
				T	50,000	-	-	-	50,000			

COMMONWEALTH OF PUERTO RICO
PUERTO RICO DEPARTMENT OF TRANSPORTATION AND PUBLIC WORKS
PUERTO RICO HIGHWAY AND TRANSPORTATION AUTHORITY
STATEWIDE TRANSPORTATION IMPROVEMENT PROGRAM
FISCAL YEARS 2017 - 2020

SECTION 5307: SAN JUAN URBANIZED AREA (SJUA)

Num.	Description		Year Apportioned		Annual Element 2017	Three Years Program 2018	2019	2020	Total Est. Cost	Project Justification	Source of Local Funds	Remarks
66	Acquisition of Vehicles to Improve Public Transportation Services	San Juan	2017	F	650,000	-	-	-	650,000	Narrative Justification Submitted	Certification Prepared by the Municipality	
				S	162,500	-	-	-	162,500			
				T	812,500	-	-	-	812,500			
67	Improvements to the Juan Palerm (East Terminal) Público Vehicles Terminal	San Juan	2014	F	300,000		-	-	300,000	Narrative Justification Submitted	Certification Prepared by the Municipality	Carryover Funds FY 2014 in Application under FTA Consideration TrAMS # 1886-2016-1
				S	75,000		-	-	75,000			
				T	375,000		-	-	375,000			
68	Preventive Maintenance for Red Conecta	San Juan	2016	F	1,160,350	585,977	591,837	597,755	2,935,919	Narrative Justification Submitted	Certification Prepared by the Municipality	Carryover Funds $580,175 FY 2016 in Application under FTA Consideration TrAMS # 1886-2016-1
				S	290,088	146,494	147,959	149,439	733,980			
				T	1,450,438	732,471	739,796	747,194	3,669,899			
69	Replacement of four (4) trolley buses	San Juan	2015	F	800,000	-	-	-	800,000	Narrative Justification Submitted	Certification Prepared by the Municipality	Carryover Funds $800,000 FY 2015 in Application under FTA Consideration TrAMS # 1886-2016-1
				S	200,000	-	-	-	200,000			
				T	1,000,000	-	-	-	1,000,000			
70	Construction of Paseo Lineal Miramar-Condado	San Juan	2016	F	3,200,000	-	-	-	3,200,000	Narrative Justification Submitted	Certification Prepared by the Municipality	Carryover Funds $3,200,000 FY 2016 in Application under FTA Consideration TrAMS # 1886-2016-1. Associated Transit Improvements-Bicycle paths
				S	800,000	-	-	-	800,000			
				T	4,000,000	-	-	-	4,000,000			

COMMONWEALTH OF PUERTO RICO
PUERTO RICO DEPARTMENT OF TRANSPORTATION AND PUBLIC WORKS
PUERTO RICO HIGHWAY AND TRANSPORTATION AUTHORITY
STATEWIDE TRANSPORTATION IMPROVEMENT PROGRAM
FISCAL YEARS 2017 - 2020

SECTION 5307: SAN JUAN URBANIZED AREA (SJUA)

Num.	Description		Year Apportioned		Annual Element 2017	Three Years Program 2018	2019	2020	Total Est. Cost	Project Justification	Source of Local Funds	Remarks
71	Improvements to the Capetillo Terminal	San Juan	2017	F	106,020	-	-	-	106,020	Budget Revision to Grant PR-90-X354-00	Certification Prepared by the Municipality	In Grant PR-90-X-354-00
				S	26,505	-	-	-	26,505			
				T	132,525	-	-	-	132,525			
72	Preventive Maintenance Cost for Transit Fleet	San Lorenzo	2015	F	153,942	61,206	61,818	62,436	339,402	Narrative Justification Submitted	Certification Prepared by the Municipality	Carryover Funds $33,342 FY 2015 & $60,000 FY 2016
				S	38,486	15,302	15,455	15,609	84,851			
				T	192,428	76,508	77,273	78,045	424,253			
73	Provision of Paratransit Services in Accordance with ADA Regulations	San Lorenzo	2015	F	212,107	72,121	72,842	73,571	430,641	Narrative Justification Submitted	Certification Prepared by the Municipality	Carryover Funds $70,000 FY 2015 & $70,700 FY 2016
				S	53,027	18,030	18,211	18,393	107,660			
				T	265,134	90,151	91,053	91,963	538,301			
74	Acquisition of two (2) 24 passengers Mini-Busses for Replacement	San Lorenzo	2015	F	240,000	-	-	-	240,000	Narrative Justification Submitted	Certification Prepared by the Municipality	Carryover Funds $240,000 FY 2015
				S	60,000	-	-	-	60,000			
				T	300,000	-	-	-	300,000			
75	Acquisition of two (2) Paratransit Vans, (10 -12) Passenger Capacity for Paratransit Services Expansion	San Lorenzo	2015	F	100,000	-	-	-	100,000	Narrative Justification Submitted	Certification Prepared by the Municipality	Carryover Funds $100,000 FY 2015
				S	25,000	-	-	-	25,000			
				T	125,000	-	-	-	125,000			

COMMONWEALTH OF PUERTO RICO
PUERTO RICO DEPARTMENT OF TRANSPORTATION AND PUBLIC WORKS
PUERTO RICO HIGHWAY AND TRANSPORTATION AUTHORITY
STATEWIDE TRANSPORTATION IMPROVEMENT PROGRAM
FISCAL YEARS 2017 - 2020

SECTION 5307: SAN JUAN URBANIZED AREA (SJUA)

Num.	Description		Year Apportioned		Annual Element 2017	Three Years Program 2018	2019	2020	Total Est. Cost	Project Justification	Source of Local Funds	Remarks
76	Acquisition of five (5) 24 passengers Mini-Busses for the Public Transportation. Services expansion	San Lorenzo	2015	F	600,000	-	-	-	600,000	Narrative Justification Submitted	Certification Prepared by the Municipality	Carryover Funds $600,000 FY 2015
				S	150,000	-	-	-	150,000			
				T	750,000	-	-	-	750,000			
77	Acquisition and Installation of a Virtual Camera System for the security in the Public Transportation Routes Stop Sites	San Lorenzo	2017	F	231,200	-	-	-	231,200	Narrative Justification Submitted	Certification Prepared by the Municipality	Carryover Funds $600,000 FY 2015
				S	57,800	-	-	-	57,800			
				T	289,000	-	-	-	289,000			
78	Purchase & Installation of Stop and Street Signs for the three Public Transportation Routes	San Lorenzo	2017	F	135,360	-	-	-	135,360	Narrative Justification Submitted	Certification Prepared by the Municipality	Carryover Funds $600,000 FY 2015
				S	33,840	-	-	-	33,840			
				T	169,200	-	-	-	169,200			
79	Purchase & Installation of Fiftheen (15) Shelters for the Public Transportation Route	San Lorenzo	2017	F	48,000	-	-	-	48,000	Narrative Justification Submitted	Certification Prepared by the Municipality	Carryover Funds $600,000 FY 2015
				S	12,000	-	-	-	12,000			
				T	60,000	-	-	-	60,000			
80	Preventive Maintenance Cost for Transit Fleet	Toa Baja	2015	F	279,981	98,600	99,586	100,582	578,749	Narrative Justification Submitted	Certification Prepared by the Municipality	Carryover Funds $91,179 FY 2015 & $91,178 FY 2016
				S	69,995	24,650	24,897	25,145	144,687			
				T	349,976	123,250	124,483	125,727	723,436			

COMMONWEALTH OF PUERTO RICO
PUERTO RICO DEPARTMENT OF TRANSPORTATION AND PUBLIC WORKS
PUERTO RICO HIGHWAY AND TRANSPORTATION AUTHORITY
STATEWIDE TRANSPORTATION IMPROVEMENT PROGRAM
FISCAL YEARS 2017 - 2020

SECTION 5307: SAN JUAN URBANIZED AREA (SJUA)

Num.	Description		Year Apportioned		Annual Element 2017	Three Years Program 2018	2019	2020	Total Est. Cost	Project Justification	Source of Local Funds	Remarks
81	Radios Communication Units (5)	Toa Baja	2015	F	12,200	-	-	-	12,200	Narrative Justification Submitted	Certification Prepared by the Municipality	Carryover Funds $12,200 FY 2015
				S	3,050	-	-	-	3,050			
				T	15,250	-	-	-	15,250			
82	Installation of four (4) Bus Shelter for the New Routes Candelaria Arenas and Pájaros Ward	Toa Baja	2015	F	38,720	-	-	-	38,720	Narrative Justification Submitted	Certification Prepared by the Municipality	Carryover Funds $38,720 FY 2016
				S	9,680	-	-	-	9,680			
				T	48,400	-	-	-	48,400			
83	One (1) support vehicle for oversight and support the Transit System	Toa Baja	2015	F	24,000	-	-	-	24,000	Narrative Justification Submitted	Certification Prepared by the Municipality	Carryover Funds $24,000 FY 2015 in Application under FTA Consideration TrAMS # 5415-2016-1
				S	6,000	-	-	-	6,000			
				T	30,000	-	-	-	30,000			
84	Provision of Paratransit Sevices in Accordance with ADA Regulations	Toa Baja	2015	F	586,676	228,757	231,045	233,355	1,279,833	Narrative Justification Submitted	Certification Prepared by the Municipality	Carryover Funds $180,000 FY 2015 & $180,092 FY 2016. FY 2015 in Application under FTA Consideration TrAMS # 5415-2016-1
				S	146,669	57,189	57,761	58,339	319,958			
				T	733,345	285,946	288,806	291,694	1,599,791			
85	Reconstruction for the sidewalks and handicap ramps for East route- Two (2) Phases.	Toa Baja	2015	F	542,010	-	-	-	542,010	Narrative Justification Submitted	Certification Prepared by the Municipality	Carryover Funds $271,005 FY 2015 & $271,005 FY 2016. FY 2015 in Application under FTA Consideration TrAMS # 5415-2016-1 Associated Transit Improvements
				S	135,503	-	-	-	135,503			
				T	677,513	-	-	-	677,513			

COMMONWEALTH OF PUERTO RICO
PUERTO RICO DEPARTMENT OF TRANSPORTATION AND PUBLIC WORKS
PUERTO RICO HIGHWAY AND TRANSPORTATION AUTHORITY
STATEWIDE TRANSPORTATION IMPROVEMENT PROGRAM
FISCAL YEARS 2017 - 2020

SECTION 5307: SAN JUAN URBANIZED AREA (SJUA)

Num.	Description		Year Apportioned		Annual Element 2017	Three Years Program 2018	2019	2020	Total Est. Cost	Project Justification	Source of Local Funds	Remarks
86	Purchase of 3 Cutaway <30 ft. 24 passenger buses for New Routes Candelaria Arena and Pájaros Ward	Toa Baja	2016	F	336,000	-	-	-	336,000	Narrative Justification Submitted	Certification Prepared by the Municipality	Carryover Funds $336,000 FY 2016
				S	84,000	-	-	-	84,000			
				T	420,000	-	-	-	420,000			
87	Purchase of 2 Cutaway 30 ft. 24 passenger buses for New Routes to Tren Urbano	Toa Baja	2015	F	280,000	-	-	-	280,000	Narrative Justification Submitted	Certification Prepared by the Municipality	Carryover Funds $280,000 FY 2016
				S	70,000	-	-	-	70,000			
				T	350,000	-	-	-	350,000			
88	Purchase of two (2) Paratransit Minibus to meet additional ADA demand	Toa Baja	2017	F	128,000	-	-	-	128,000	Narrative Justification Submitted	Certification Prepared by the Municipality	
				S	32,000	-	-	-	32,000			
				T	160,000	-	-	-	160,000			
89	Replacement of one (1) Trolley damaged, two (2) Paratransit Minibuses and two (2) Trolley	Toa Baja	2015	F	256,000	288,000	-	-	544,000	Narrative Justification Submitted	Certification Prepared by the Municipality	Carryover Funds $128,000 FY 2015 & $128,000 FY 2016
				S	64,000	72,000	-	-	136,000			
				T	320,000	360,000	-	-	680,000			
90	Renovation and repair of Público Terminal at Pueblo Ward	Trujillo Alto	2015	F	407,000	-	-	-	407,000	Narrative Justification Submitted	Certification Prepared by the Municipality	Carryover Funds $407,000 FY 2015
				S	101,750	-	-	-	101,750			
				T	508,750	-	-	-	508,750			

COMMONWEALTH OF PUERTO RICO
PUERTO RICO DEPARTMENT OF TRANSPORTATION AND PUBLIC WORKS
PUERTO RICO HIGHWAY AND TRANSPORTATION AUTHORITY
STATEWIDE TRANSPORTATION IMPROVEMENT PROGRAM
FISCAL YEARS 2017 - 2020

SECTION 5307: SAN JUAN URBANIZED AREA (SJUA)

Num.	Description		Year Apportioned		Annual Element 2017	Three Years Program 2018	2019	2020	Total Est. Cost	Project Justification	Source of Local Funds	Remarks
91	Acquisition of Bus system TransTA, 15 mini vans for Masive Transportation within the Municipality in five (5) fix routes.	Trujillo Alto	2016	F	1,320,000				1,320,000	Narrative Justification Submitted	Certification Prepared by the Municipality	Carryover Funds $880,000 FY 2016
				S	330,000	-	-	-	330,000			
				T	1,650,000	-	-	-	1,650,000			
92	Instalation of ten (10) Bus shelters for fixed routes passengers in CDB	Vega Alta	2015	F	288,000			-	288,000	Narrative Justification Submitted	Certification Prepared by the Municipality	Carryover Funds $96,000 FY 2015 & $96,000 FY 2016. FY 2015 in Application under FTA Consideration TrAMS # 5462-2016-1
				S	72,000	-	-	-	72,000			
				T	360,000	-	-	-	360,000			
93	Preventive Maintenance for Transit Buses, Facilities and ADA Complementary Paratransit activities	Vega Alta	2015	F	155,141	52,751	53,279	53,811	314,982	Narrative Justification Submitted	Certification Prepared by the Municipality	Carryover Funds $51,200 FY 2015 & $51,712 FY 2016. FY 2015 in Application under FTA Consideration TrAMS # 5462-2016-1
				S	38,785	13,188	13,320	13,453	78,745			
				T	193,926	65,939	66,598	67,264	393,727			
94	Operational Assistance for ADA Complementary Paratransit Activities	Vega Alta	2015	F	139,385	47,394	47,868	48,347	282,994	Narrative Justification Submitted	Certification Prepared by the Municipality	Carryover Funds $46,000 FY 2015 & $46,460 FY 2016. FY 2015 in Application under FTA Consideration TrAMS # 5462-2016-1
				S	34,846	11,849	11,967	12,087	70,748			
				T	174,231	59,243	59,835	60,433	353,742			
95	Preventive Maintenance Cost for Transit Fleet	Vega Baja	2015	F	179,600	76,960	77,730	78,507	412,796	Narrative Justification Submitted	Certification Prepared by the Municipality	Carryover Funds $57,000 FY 2015 & $57,000 FY 2016.
				S	44,900	19,240	19,432	19,627	103,199			
				T	224,500	96,200	97,162	98,134	515,996			

COMMONWEALTH OF PUERTO RICO
PUERTO RICO DEPARTMENT OF TRANSPORTATION AND PUBLIC WORKS
PUERTO RICO HIGHWAY AND TRANSPORTATION AUTHORITY
STATEWIDE TRANSPORTATION IMPROVEMENT PROGRAM
FISCAL YEARS 2017 - 2020

SECTION 5307: SAN JUAN URBANIZED AREA (SJUA)

Num.	Description		Year Apportioned		Annual Element 2017	Three Years Program 2018	2019	2020	Total Est. Cost	Project Justification	Source of Local Funds	Remarks
96	Operation of Paratransit System in Compliance with ADA regulationss	Vega Baja	2017	F	124,400	119,200	124,400	135,200	503,200	Narrative Justification Submitted	Certification Prepared by the Municipality	
				S	31,100	29,800	31,100	33,800	125,800			
				T	155,500	149,000	155,500	169,000	629,000			
97	Acquisition of Two (2) Cutaway Bus (18-20 Passenger Capacity) for Replacement	Vega Baja	2015	F	280,000	-	-	-	280,000	Narrative Justification Submitted	Certification Prepared by the Municipality	Carryover Funds FY 2014 in Application under FTA Consideration TrAMS # 5414-2016-1
				S	70,000	-	-	-	70,000			
				T	350,000	-	-	-	350,000			
98	Repair and Rehabilitation of the Second Floor of the Public Transportation Terminal	Yabucoa	2016	F	125,000				125,000	Narrative Justification Submitted	Certification Prepared by the Municipality	Carryover Funds FY 2016 in Application under FTA Consideration TrAMS # 5489-2016-5
				S	31,250	-	-	-	31,250			
				T	156,250	-	-	-	156,250			
		Total Federal Funds:			**70,323,820**	**20,281,465**	**18,146,115**	**18,337,132**	**127,088,531**			
		Total State or Local Funds:			**FALSE**	**5,073,881**	**4,536,529**	**4,584,283**	**31,775,648**			
		Total			**87,904,775**	**25,369,407**	**22,682,643**	**22,921,415**	**158,878,241**			

Commonwealth of Puerto Rico

Puerto Rico Department of Transportation and Public Works

Puerto Rico Highway and Transportation Authority

Statewide Transportation Improvement Program (STIP)

Fiscal Years 2017-2020

FEDERAL TRANSIT ADMINISTRATION (FTA)

San Juan Urbanized Area (SJUA)

(UA > 1,OOO,OOO in Population)

Operating Assistance Special Rule

Section 5307

COMMONWEALTH OF PUERTO RICO
PUERTO RICO DEPARTMENT OF TRANSPORTATION AND PUBLIC WORKS
PUERTO RICO HIGHWAY AND TRANSPORTATION AUTHORITY
STATEWIDE TRANSPORTATION IMPROVEMENT PROGRAM
FISCAL YEARS 2017 - 2020

SECTION 5307: FTA OPERATING ASSISTANCE SPECIAL RULE, SAN JUAN URBANIZED AREA

Num.	Description	Grantee	Year Apportioned	Annual Element		Three Years Program			Total	Project Justification	Source of Local Funds	Remarks
					2017	2018	2019	2020	Est. Cost			
1	Operating Assistance Special Rule	PRHTA/ATI	2014	F	3,371,330				3,371,330			Carryover Funds $1,661,361 FY 2015 & $1,709,969 FY 2016
				S	3,371,330		-	-	3,371,330			
				T	6,742,660		-	-	6,742,660			
2	Operating Assistance -Special Rule	Bayamón	2015	F	204,029				204,029			Carryover Funds $70,809 FY 2015 & $133,220 FY 2016. FY 2015 in Application under FTA Consideration. TrAMS # 2008-2016-1
				S	204,029	-	-	-	204,029			
				T	408,058	-	-	-	408,058			
3	Operating Assistance Special Rule	Caguas	2015	F	179,974				179,974			Carryover Funds $69,630 FY 2015 & $110,344 FY 2016. FY 2015 in Application under FTA Consideration. TrAMS # 2417-2016-1
				S	179,974		-	-	179,974			
				T	359,948		-	-	359,948			
4	Operating Assistance Special Rule	Carolina	2016	F	447,721				447,721			Carryover Funds $ 447,721 FY 2016.
				S	447,721		-	-	447,721			
				T	895,442		-	-	895,442			
5	Operating Assistance Special Rule	Cayey	2016	F	53,114				53,114			Carryover Funds $ 53,114 FY 2016.
				S	53,114		-	-	53,114			
				T	106,227		-	-	106,227			

COMMONWEALTH OF PUERTO RICO
PUERTO RICO DEPARTMENT OF TRANSPORTATION AND PUBLIC WORKS
PUERTO RICO HIGHWAY AND TRANSPORTATION AUTHORITY
STATEWIDE TRANSPORTATION IMPROVEMENT PROGRAM
FISCAL YEARS 2017 - 2020

SECTION 5307: FTA OPERATING ASSISTANCE SPECIAL RULE, SAN JUAN URBANIZED AREA

Num.	Description	Grantee	Year Apportioned		Annual Element 2017	Three Years Program 2018	2019	2020	Total Est. Cost	Project Justification	Source of Local Funds	Remarks
6	Operating Assistance Special Rule	Cidra	2016	F	54,132				54,132			Carryover Funds $ 54,132 FY 2016.
				S	54,132		-	-	54,132			
				T	108,263		-	-	108,263			
7	Operating Assistance Special Rule	Dorado	2015	F	61,691				61,691			Carryover Funds $30,881 FY 2015 & $30,810 FY 2016
				S	61,691		-	-	61,691			
				T	123,382		-	-	123,382			
8	Operating Assistance -Special Rule	Guaynabo	2015	F	713,537				713,537			Carryover Funds $337,643 FY 2015 & $375,894 FY 2016. FY 2015 in Application under FTA Consideration. TrAMS # 1905-2016-1
				S	713,537	-	-	-	713,537			
				T	449,574	-	-	-	449,574			
9	Operating Assistance -Special Rule	Gurabo	2015	F	36,884				36,884			Carryover Funds $10,954 FY 2015 & $20,431 FY 2016
				S	36,884	-	-	-	36,884			
				T	73,769	-	-	-	73,769			
10	Operating Assistance Special Rule	Humacao	2014	F	149,268				149,268			Carryover Funds $50,026 FY 2014, $47,701 FY 2015 & $51,541 FY 2014 & 2015 in Application under FTA Consideration TrAMS # 5567-2016-1
				S	149,268		-	-	149,268			
				T	298,535		-	-	298,535			

COMMONWEALTH OF PUERTO RICO
PUERTO RICO DEPARTMENT OF TRANSPORTATION AND PUBLIC WORKS
PUERTO RICO HIGHWAY AND TRANSPORTATION AUTHORITY
STATEWIDE TRANSPORTATION IMPROVEMENT PROGRAM
FISCAL YEARS 2017 - 2020

SECTION 5307: FTA OPERATING ASSISTANCE SPECIAL RULE, SAN JUAN URBANIZED AREA

Num.	Description	Grantee	Year Apportioned	Annual Element		Three Years Program			Total	Project Justification	Source of Local Funds	Remarks
					2017	2018	2019	2020	Est. Cost			
11	Operating Assistance Special Rule	Juncos	2015	F	121,408				121,408			Carryover Funds $57,333 FY 2015 & $64,074 FY 2016. FY 2015 in Application under FTA Consideration. TrAMS # 3050-2016-1
				S	121,408		-	-	121,408			
				T	242,816		-	-	242,816			
12	Operating Assistance Special Rule	Manatí	2014	F	106,934				106,934			Carryover Funds $53,884 FY 2015 & $53,050
				S	106,934		-	-	106,934			
				T	213,868		-	-	213,868			
13	Operating Assistance -Special Rule	San Juan	2014	F	718,528				718,528			Carryover Funds $214,967 FY 2014, $227,614 FY 2015 & $275,947 FY 2016. FY 2015 in Application under FTA Consideration TrAMS # 1886-2016-1
				S	718,528	-	-	-	718,528			
				T	1,437,056	-	-	-	1,437,056			
14	Operating Assistance Special Rule	San Lorenzo	2014	F	96,613				96,613			Carryover Funds $37,038 FY 2015 & $59,576
				S	96,613		-	-	96,613			
				T	193,226		-	-	193,226			
15	Operating Assistance Special Rule	Toa Baja	2014	F	183,119				183,119			Carryover Funds $88,397 FY 2015 & $ 94,721 FY 2016
				S	183,119			-	183,119			
				T	366,237			-	366,237			

COMMONWEALTH OF PUERTO RICO
PUERTO RICO DEPARTMENT OF TRANSPORTATION AND PUBLIC WORKS
PUERTO RICO HIGHWAY AND TRANSPORTATION AUTHORITY
STATEWIDE TRANSPORTATION IMPROVEMENT PROGRAM
FISCAL YEARS 2017 - 2020

SECTION 5307: FTA OPERATING ASSISTANCE SPECIAL RULE, SAN JUAN URBANIZED AREA

Num.	Description	Grantee	Year Apportioned		Annual Element 2017	Three Years Program 2018	2019	2020	Total Est. Cost	Project Justification	Source of Local Funds	Remarks
16	Operating Assistance -Special Rule	Vega Alta	2015	F	62,258				62,258			Carry over Funds $17,833 FY 2015 & $44,425 FY2016. FY 2015 in application under FTA Consideration. TrAMS # 5462-2016-1
				S	62,258	-	-	-	62,258			
				T	124,516	-	-	-	124,516			
17	Operating Assistance -Special Rule	Vega Baja	2015	F	140,726				140,726			Carryover Funds $75,743 FY 2015 & $64,983 FY 2016
				S	140,726	-	-	-	140,726			
				T	281,453	-	-	-	281,453			
		Total Federal Funds:			**6,701,266**	**-**	**-**	**-**	**6,701,266**			
		Total State or Local Funds:			**6,701,266**	**-**	**-**	**-**	**6,701,266**			
		Total			**12,425,031**	**-**	**-**	**-**	**12,425,031**			

Commonwealth of Puerto Rico

Puerto Rico Department of Transportation and Public Works

Puerto Rico Highway and Transportation Authority

Statewide Transportation Improvement Program (STIP)

Fiscal Years 2017-2020

FEDERAL TRANSIT ADMINISTRATION (FTA)

San Juan Urbanized Area (SJUA)

(UA > 1,OOO,OOO in Population)

Section 5310

COMMONWEALTH OF PUERTO RICO
PUERTO RICO DEPARTMENT OF TRANSPORTATION AND PUBLIC WORKS
PUERTO RICO HIGHWAY AND TRANSPORTATION AUTHORITY
STATEWIDE TRANSPORTATION IMPROVEMENT PROGRAM
FISCAL YEARS 2017 - 2020

SECTION 5310: ELDERLY AND PERSONS WITH DISABILITIES PROGRAM, SAN JUAN URBANIZED AREA

Num.	Description	Grantee	Year Apportioned	Annual Element		Three Years Program			Total	Project Justification	Source of Local Funds	Remarks
					2017	2018	2019	2020	Est. Cost			
1	Acquisition of two (16 passengers) Mini buses for Acción Social, Inc. (San Luis Multiple Center) (Aibonito)	PRHTA	2017	F	144,000	-	-	-	144,000	Narrative Justification Prepared by the Non-Profit Organization	Certification Prepared by the by the Non-Profit Organization	
				S	36,000	-	-	-	36,000			
				T	180,000	-	-	-	180,000			
2	Acquisition of one (16 passengers) Mini bus for Municipality of Barranquitas	PRHTA	2017	F	72,000	-	-	-	72,000	Narrative Justification Prepared by the Municipality	Certification Prepared by the Municipality	
				S	18,000	-	-	-	18,000			
				T	90,000	-	-	-	90,000			
3	Acquisition of one (16 passengers) Mini bus for Casa Barranquitas, Inc.	PRHTA	2017	F	72,000	-	-	-	72,000	Narrative Justification Prepared by the Non-Profit Organization	Certification Prepared by the by the Non-Profit Organization	
				S	18,000	-	-	-	18,000			
				T	90,000	-	-	-	90,000			
4	Acquisition of One (11 passengers) Paratransit Van and one (16 passengers) Mini bus for "Instituto Psicopedagógico de Puerto Rico, Inc". (IPPR) (Bayamón)	PRHTA	2017	F	128,000	-	-	-	128,000	Narrative Justification Prepared by the Non-Profit Organization	Certification Prepared by the by the Non-Profit Organization	
				S	32,000	-	-	-	32,000			
				T	160,000	-	-	-	160,000			
5	Acquisition of one (16 passengers) Mini buses for "Alturas de San Juan, Inc."(San Juan)	PRHTA	2017	F	72,000	-	-	-	72,000	Narrative Justification Prepared by the Non-Profit Organization	Certification Prepared by the by the Non-Profit Organization	
				S	18,000	-	-	-	18,000			
				T	90,000	-	-	-	90,000			

COMMONWEALTH OF PUERTO RICO
PUERTO RICO DEPARTMENT OF TRANSPORTATION AND PUBLIC WORKS
PUERTO RICO HIGHWAY AND TRANSPORTATION AUTHORITY
STATEWIDE TRANSPORTATION IMPROVEMENT PROGRAM
FISCAL YEARS 2017 - 2020

SECTION 5310: ELDERLY AND PERSONS WITH DISABILITIES PROGRAM, SAN JUAN URBANIZED AREA

Num.	Description	Grantee	Year Apportioned	Annual Element		Three Years Program			Total	Project Justification	Source of Local Funds	Remarks
					2017	2018	2019	2020	Est. Cost			
6	Acquisition of One (11) Passengers Paratransit Van for Non-Emergency Transportation Services in the Municipality of Bayamón	PRHTA	2017	F	71,000	-	-	-	71,000	Narrative Justification Prepared by the Municipality	Certification Prepared by the Municipality	
				S	17,750	-	-	-	17,750			
				T	88,750	-	-	-	88,750			
7	Acquisition of One (11) Passengers Paratransit Van for Non-Emergency Transportation Services in the Municipality of Canóvanas	PRHTA	2017	F	71,000	-	-	-	71,000	Narrative Justification Prepared by the Municipality	Certification Prepared by the Municipality	
				S	17,750	-	-	-	17,750			
				T	88,750	-	-	-	88,750			
8	Acquisition of One (11) Passengers Paratransit Van for Non-Emergency Transportation Services in the Municipality of Carolina	PRHTA	2017	F	71,000	-	-	-	71,000	Narrative Justification Prepared by the Municipality	Certification Prepared by the Municipality	
				S	17,750	-	-	-	17,750			
				T	88,750	-	-	-	88,750			
9	Acquisition of One (11) Passengers Paratransit Van for Non-Emergency Transportation Services in the Municipality of Cataño	PRHTA	2017	F	71,000	-	-	-	71,000	Narrative Justification Prepared by the Municipality	Certification Prepared by the Municipality	
				S	17,750	-	-	-	17,750			
				T	88,750	-	-	-	88,750			
10	Acquisition of One (11) Passengers Paratransit Van for Non-Emergency Transportation Services in the Municipality of Ciales	PRHTA	2017	F	71,000	-	-	-	71,000	Narrative Justification Prepared by the Municipality	Certification Prepared by the Municipality	
				S	17,750	-	-	-	17,750			
				T	88,750	-	-	-	88,750			

COMMONWEALTH OF PUERTO RICO
PUERTO RICO DEPARTMENT OF TRANSPORTATION AND PUBLIC WORKS
PUERTO RICO HIGHWAY AND TRANSPORTATION AUTHORITY
STATEWIDE TRANSPORTATION IMPROVEMENT PROGRAM
FISCAL YEARS 2017 - 2020

SECTION 5310: ELDERLY AND PERSONS WITH DISABILITIES PROGRAM, SAN JUAN URBANIZED AREA

Num.	Description	Grantee	Year Apportioned	Annual Element		Three Years Program			Total	Project Justification	Source of Local Funds	Remarks
					2017	2018	2019	2020	Est. Cost			
11	Acquisition of One (11) Passengers Paratransit Van for Non-Emergency Transportation Services in the Municipality of Cidra	PRHTA	2017	F	71,000	-	-	-	71,000	Narrative Justification Prepared by the Municipality	Certification Prepared by the Municipality	
				S	17,750	-	-	-	17,750			
				T	88,750	-	-	-	88,750			
12	Acquisition of One (11) Passengers Paratransit Van for Non-Emergency Transportation Services in the Municipality of Corozal	PRHTA	2017	F	71,000	-	-	-	71,000	Narrative Justification Prepared by the Municipality	Certification Prepared by the Municipality	
				S	17,750	-	-	-	17,750			
				T	88,750	-	-	-	88,750			
13	Acquisition of One (11) Passengers Paratransit Van for Non-Emergency Transportation Services in the Municipality of Dorado	PRHTA	2017	F	71,000	-	-	-	71,000	Narrative Justification Prepared by the Municipality	Certification Prepared by the Municipality	
				S	17,750	-	-	-	17,750			
				T	88,750	-	-	-	88,750			
14	Acquisition of One (11) Passengers Paratransit Van for Non-Emergency Transportation Services in the Municipality of Guaynabo	PRHTA	2017	F	71,000	-	-	-	71,000	Narrative Justification Prepared by the Municipality	Certification Prepared by the Municipality	
				S	17,750	-	-	-	17,750			
				T	88,750	-	-	-	88,750			
15	Acquisition of One (11) Passengers Paratransit Van for Non-Emergency Transportation Services in the Municipality of Juncos	PRHTA	2017	F	71,000	-	-	-	71,000	Narrative Justification Prepared by the Municipality	Certification Prepared by the Municipality	
				S	17,750	-	-	-	17,750			
				T	88,750	-	-	-	88,750			

COMMONWEALTH OF PUERTO RICO
PUERTO RICO DEPARTMENT OF TRANSPORTATION AND PUBLIC WORKS
PUERTO RICO HIGHWAY AND TRANSPORTATION AUTHORITY
STATEWIDE TRANSPORTATION IMPROVEMENT PROGRAM
FISCAL YEARS 2017 - 2020

SECTION 5310: ELDERLY AND PERSONS WITH DISABILITIES PROGRAM, SAN JUAN URBANIZED AREA

Num.	Description	Grantee	Year Apportioned	Annual Element		Three Years Program			Total	Project Justification	Source of Local Funds	Remarks
					2017	2018	2019	2020	Est. Cost			
16	Acquisition of One (11) Passengers Paratransit Van for Non-Emergency Transportation Services in the Municipality of Las Piedras	PRHTA	2017	F	71,000	-	-	-	71,000	Narrative Justification Prepared by the Municipality	Certification Prepared by the Municipality	
				S	17,750	-	-	-	17,750			
				T	88,750	-	-	-	88,750			
17	Acquisition of One (11) Passengers Paratransit Van for Non-Emergency Transportation Services in the Municipality of Manatí	PRHTA	2017	F	71,000	-	-	-	71,000	Narrative Justification Prepared by the Municipality	Certification Prepared by the Municipality	
				S	17,750	-	-	-	17,750			
				T	88,750	-	-	-	88,750			
18	Acquisition of One (11) Passengers Paratransit Van for Non-Emergency Transportation Services in the Municipality of Maunabo	PRHTA	2017	F	71,000	-	-	-	71,000	Narrative Justification Prepared by the Municipality	Certification Prepared by the Municipality	
				S	17,750	-	-	-	17,750			
				T	88,750	-	-	-	88,750			
19	Acquisition of One (11) Passengers Paratransit Van for Non-Emergency Transportation Services in the Municipality of Naguabo	PRHTA	2017	F	71,000	-	-	-	71,000	Narrative Justification Prepared by the Municipality	Certification Prepared by the Municipality	
				S	17,750	-	-	-	17,750			
				T	88,750	-	-	-	88,750			
20	Acquisition of One (11) Passengers Paratransit Van for Non-Emergency Transportation Services in the Municipality of Naranjito	PRHTA	2017	F	71,000	-	-	-	71,000	Narrative Justification Prepared by the Municipality	Certification Prepared by the Municipality	
				S	17,750	-	-	-	17,750			
				T	88,750	-	-	-	88,750			

COMMONWEALTH OF PUERTO RICO
PUERTO RICO DEPARTMENT OF TRANSPORTATION AND PUBLIC WORKS
PUERTO RICO HIGHWAY AND TRANSPORTATION AUTHORITY
STATEWIDE TRANSPORTATION IMPROVEMENT PROGRAM
FISCAL YEARS 2017 - 2020

SECTION 5310: ELDERLY AND PERSONS WITH DISABILITIES PROGRAM, SAN JUAN URBANIZED AREA

Num.	Description	Grantee	Year Apportioned	Annual Element		Three Years Program			Total	Project Justification	Source of Local Funds	Remarks
					2017	2018	2019	2020	Est. Cost			
21	Acquisition of One (11) Passengers Paratransit Van for Non-Emergency Transportation Services in the Municipality of Río Grande	PRHTA	2017	F	71,000	-	-	-	71,000	Narrative Justification Prepared by the Municipality	Certification Prepared by the Municipality	
				S	17,750	-	-	-	17,750			
				T	88,750	-	-	-	88,750			
22	Acquisition of One (11) Passengers Paratransit Van for Non-Emergency Transportation Services in the Municipality of Salinas	PRHTA	2017	F	71,000	-	-	-	71,000	Narrative Justification Prepared by the Municipality	Certification Prepared by the Municipality	
				S	17,750	-	-	-	17,750			
				T	88,750	-	-	-	88,750			
23	Acquisition of One (11) Passengers Paratransit Van for Non-Emergency Transportation Services in the Municipality of San Lorenzo	PRHTA	2017	F	71,000	-	-	-	71,000	Narrative Justification Prepared by the Municipality	Certification Prepared by the Municipality	
				S	17,750	-	-	-	17,750			
				T	88,750	-	-	-	88,750			
24	Acquisition of One (11) Passengers Paratransit Van for Non-Emergency Transportation Services in the Municipality of Toa Baja	PRHTA	2017	F	71,000	-	-	-	71,000	Narrative Justification Prepared by the Municipality	Certification Prepared by the Municipality	
				S	17,750	-	-	-	17,750			
				T	88,750	-	-	-	88,750			
25	Acquisition of One (11) Passengers Paratransit Van for Non-Emergency Transportation Services in the Municipality of Trujillo Alto	PRHTA	2017	F	71,000	-	-	-	71,000	Narrative Justification Prepared by the Municipality	Certification Prepared by the Municipality	
				S	17,750	-	-	-	17,750			
				T	88,750	-	-	-	88,750			

COMMONWEALTH OF PUERTO RICO
PUERTO RICO DEPARTMENT OF TRANSPORTATION AND PUBLIC WORKS
PUERTO RICO HIGHWAY AND TRANSPORTATION AUTHORITY
STATEWIDE TRANSPORTATION IMPROVEMENT PROGRAM
FISCAL YEARS 2017 - 2020

SECTION 5310: ELDERLY AND PERSONS WITH DISABILITIES PROGRAM, SAN JUAN URBANIZED AREA

Num.	Description	Grantee	Year Apportioned	Annual Element		Three Years Program			Total	Project Justification	Source of Local Funds	Remarks
					2017	2018	2019	2020	Est. Cost			
26	Acquisition of One (11) Passengers Paratransit Van for Non-Emergency Transportation Services in the Municipality of Vega Baja	PRHTA	2017	F	71,000	-	-	-	71,000	Narrative Justification Prepared by the Municipality	Certification Prepared by the Municipality	
				S	17,750	-	-	-	17,750			
				T	88,750	-	-	-	88,750			
27	Acquisition of One (11) Passengers Paratransit Van for Non-Emergency Transportation Services in the Municipality of Bayamón	PRHTA	2016	F	71,000	-	-	-	71,000	Narrative Justification Prepared by the Municipality		**Approved in TrAMS Grant # PR-2016-007-00-00**
				S	17,750	-	-	-	17,750			
				T	88,750	-	-	-	88,750			
28	Acquisition of One (11) Passengers Paratransit Van for Non-Emergency Transportation Services in the Municipality of Caguas	PRHTA	2016	F	71,000	-	-	-	71,000	Narrative Justification Prepared by the Municipality		**Approved in TrAMS Grant # PR-2016-007-00-00**
				S	17,750	-	-	-	17,750			
				T	88,750	-	-	-	88,750			
29	Acquisition of One (11) Passengers Paratransit Van for Non-Emergency Transportation Services in the Municipality of Canóvanas	PRHTA	2016	F	71,000	-	-	-	71,000	Narrative Justification Prepared by the Municipality		**Approved in TrAMS Grant # PR-2016-007-00-00**
				S	17,750	-	-	-	17,750			
				T	88,750	-	-	-	88,750			
30	Acquisition of One (11) Passengers Paratransit Van for Non-Emergency Transportation Services in the Municipality of Carolina	PRHTA	2016	F	71,000	-	-	-	71,000	Narrative Justification Prepared by the Municipality		**Approved in TrAMS Grant # PR-2016-007-00-00**
				S	17,750	-	-	-	17,750			
				T	88,750	-	-	-	88,750			

COMMONWEALTH OF PUERTO RICO
PUERTO RICO DEPARTMENT OF TRANSPORTATION AND PUBLIC WORKS
PUERTO RICO HIGHWAY AND TRANSPORTATION AUTHORITY
STATEWIDE TRANSPORTATION IMPROVEMENT PROGRAM
FISCAL YEARS 2017 - 2020

SECTION 5310: ELDERLY AND PERSONS WITH DISABILITIES PROGRAM, SAN JUAN URBANIZED AREA

Num.	Description	Grantee	Year Apportioned	Annual Element		Three Years Program			Total	Project Justification	Source of Local Funds	Remarks
					2017	2018	2019	2020	Est. Cost			
31	Acquisition of One (11) Passengers Paratransit Van for Non-Emergency Transportation Services in the Municipality of Cataño	PRHTA	2016	F	71,000	-	-	-	71,000	Narrative Justification Prepared by the Municipality		**Approved in TrAMS Grant # PR-2016-007-00-00**
				S	17,750	-	-	-	17,750			
				T	88,750	-	-	-	88,750			
32	Acquisition of One (11) Passengers Paratransit Van for Non-Emergency Transportation Services in the Municipality of Cayey	PRHTA	2016	F	71,000	-	-	-	71,000	Narrative Justification Prepared by the Municipality		**Approved in TrAMS Grant # PR-2016-007-00-00**
				S	17,750	-	-	-	17,750			
				T	88,750	-	-	-	88,750			
33	Acquisition of One (11) Passengers Paratransit Van for Non-Emergency Transportation Services in the Municipality of Ciales	PRHTA	2016	F	71,000	-	-	-	71,000	Narrative Justification Prepared by the Municipality		**Approved in TrAMS Grant # PR-2016-007-00-00**
				S	17,750	-	-	-	17,750			
				T	88,750	-	-	-	88,750			
34	Acquisition of One (11) Passengers Paratransit Van for Non-Emergency Transportation Services in the Municipality of Cidra	PRHTA	2016	F	71,000	-	-	-	71,000	Narrative Justification Prepared by the Municipality		**Approved in TrAMS Grant # PR-2016-007-00-00**
				S	17,750	-	-	-	17,750			
				T	88,750	-	-	-	88,750			
35	Acquisition of One (11) Passengers Paratransit Van for Non-Emergency Transportation Services in the Municipality of Comerío	PRHTA	2016	F	71,000	-	-	-	71,000	Narrative Justification Prepared by the Municipality		**Approved in TrAMS Grant # PR-2016-007-00-00**
				S	17,750	-	-	-	17,750			
				T	88,750	-	-	-	88,750			

COMMONWEALTH OF PUERTO RICO
PUERTO RICO DEPARTMENT OF TRANSPORTATION AND PUBLIC WORKS
PUERTO RICO HIGHWAY AND TRANSPORTATION AUTHORITY
STATEWIDE TRANSPORTATION IMPROVEMENT PROGRAM
FISCAL YEARS 2017 - 2020

SECTION 5310: ELDERLY AND PERSONS WITH DISABILITIES PROGRAM, SAN JUAN URBANIZED AREA

Num.	Description	Grantee	Year Apportioned	Annual Element		Three Years Program			Total	Project Justification	Source of Local Funds	Remarks
					2017	2018	2019	2020	Est. Cost			
36	Acquisition of One (11) Passengers Paratransit Van for Non-Emergency Transportation Services in the Municipality of Corozal	PRHTA	2016	F	71,000	-	-	-	71,000	Narrative Justification Prepared by the Municipality		**Approved in TrAMS Grant # PR-2016-007-00-00**
				S	17,750	-	-	-	17,750			
				T	88,750	-	-	-	88,750			
37	Acquisition of One (11) Passengers Paratransit Van for Non-Emergency Transportation Services in the Municipality of Dorado	PRHTA	2016	F	71,000	-	-	-	71,000	Narrative Justification Prepared by the Municipality		**Approved in TrAMS Grant # PR-2016-007-00-00**
				S	17,750	-	-	-	17,750			
				T	88,750	-	-	-	88,750			
38	Acquisition of One (11) Passengers Paratransit Van for Non-Emergency Transportation Services in the Municipality of Guaynabo	PRHTA	2016	F	71,000	-	-	-	71,000	Narrative Justification Prepared by the Municipality		**Approved in TrAMS Grant # PR-2016-007-00-00**
				S	17,750	-	-	-	17,750			
				T	88,750	-	-	-	88,750			
39	Acquisition of One (11) Passengers Paratransit Van for Non-Emergency Transportation Services in the Municipality of Gurabo	PRHTA	2016	F	71,000	-	-	-	71,000	Narrative Justification Prepared by the Municipality		**Approved in TrAMS Grant # PR-2016-007-00-00**
				S	17,750	-	-	-	17,750			
				T	88,750	-	-	-	88,750			
40	Acquisition of One (11) Passengers Paratransit Van for Non-Emergency Transportation Services in the Municipality of Humacao	PRHTA	2016	F	71,000	-	-	-	71,000	Narrative Justification Prepared by the Municipality		**Approved in TrAMS Grant # PR-2016-007-00-00**
				S	17,750	-	-	-	17,750			
				T	88,750	-	-	-	88,750			

COMMONWEALTH OF PUERTO RICO
PUERTO RICO DEPARTMENT OF TRANSPORTATION AND PUBLIC WORKS
PUERTO RICO HIGHWAY AND TRANSPORTATION AUTHORITY
STATEWIDE TRANSPORTATION IMPROVEMENT PROGRAM
FISCAL YEARS 2017 - 2020

SECTION 5310: ELDERLY AND PERSONS WITH DISABILITIES PROGRAM, SAN JUAN URBANIZED AREA

Num.	Description	Grantee	Year Apportioned	Annual Element		Three Years Program			Total	Project Justification	Source of Local Funds	Remarks
					2017	2018	2019	2020	Est. Cost			
41	Acquisition of One (11) Passengers Paratransit Van for Non-Emergency Transportation Services in the Municipality of Juncos	PRHTA	2016	F	71,000	-	-	-	71,000	Narrative Justification Prepared by the Municipality		**Approved in TrAMS Grant # PR-2016-007-00-00**
				S	17,750	-	-	-	17,750			
				T	88,750	-	-	-	88,750			
42	Acquisition of One (11) Passengers Paratransit Van for Non-Emergency Transportation Services in the Municipality of Las Piedras	PRHTA	2016	F	71,000	-	-	-	71,000	Narrative Justification Prepared by the Municipality		**Approved in TrAMS Grant # PR-2016-007-00-00**
				S	17,750	-	-	-	17,750			
				T	88,750	-	-	-	88,750			
43	Acquisition of One (11) Passengers Paratransit Van for Non-Emergency Transportation Services in the Municipality of Loíza	PRHTA	2016	F	71,000	-	-	-	71,000	Narrative Justification Prepared by the Municipality		**Approved in TrAMS Grant # PR-2016-007-00-00**
				S	17,750	-	-	-	17,750			
				T	88,750	-	-	-	88,750			
44	Acquisition of One (11) Passengers Paratransit Van for Non-Emergency Transportation Services in the Municipality of Manatí	PRHTA	2016	F	71,000	-	-	-	71,000	Narrative Justification Prepared by the Municipality		**Approved in TrAMS Grant # PR-2016-007-00-00**
				S	17,750	-	-	-	17,750			
				T	88,750	-	-	-	88,750			
45	Acquisition of One (11) Passengers Paratransit Van for Non-Emergency Transportation Services in the Municipality of Maunabo	PRHTA	2016	F	71,000	-	-	-	71,000	Narrative Justification Prepared by the Municipality		**Approved in TrAMS Grant # PR-2016-007-00-00**
				S	17,750	-	-	-	17,750			
				T	88,750	-	-	-	88,750			

COMMONWEALTH OF PUERTO RICO
PUERTO RICO DEPARTMENT OF TRANSPORTATION AND PUBLIC WORKS
PUERTO RICO HIGHWAY AND TRANSPORTATION AUTHORITY
STATEWIDE TRANSPORTATION IMPROVEMENT PROGRAM
FISCAL YEARS 2017 - 2020

SECTION 5310: ELDERLY AND PERSONS WITH DISABILITIES PROGRAM, SAN JUAN URBANIZED AREA

Num.	Description	Grantee	Year Apportioned	Annual Element		Three Years Program			Total	Project Justification	Source of Local Funds	Remarks
					2017	2018	2019	2020	Est. Cost			
46	Acquisition of One (11) Passengers Paratransit Van for Non-Emergency Transportation Services in the Municipality of Naguabo	PRHTA	2016	F	71,000	-	-	-	71,000	Narrative Justification Prepared by the Municipality		**Approved in TrAMS Grant # PR-2016-007-00-00**
				S	17,750	-	-	-	17,750			
				T	88,750	-	-	-	88,750			
47	Acquisition of One (11) Passengers Paratransit Van for Non-Emergency Transportation Services in the Municipality of Naranjito	PRHTA	2016	F	71,000	-	-	-	71,000	Narrative Justification Prepared by the Municipality		**Approved in TrAMS Grant # PR-2016-007-00-00**
				S	17,750	-	-	-	17,750			
				T	88,750	-	-	-	88,750			
48	Acquisition of One (11) Passengers Paratransit Van for Non-Emergency Transportation Services in the Municipality of Orocovis	PRHTA	2016	F	71,000	-	-	-	71,000	Narrative Justification Prepared by the Municipality		**Approved in TrAMS Grant # PR-2016-007-00-00**
				S	17,750	-	-	-	17,750			
				T	88,750	-	-	-	88,750			
49	Acquisition of One (11) Passengers Paratransit Van for Non-Emergency Transportation Services in the Municipality of Río Grande	PRHTA	2016	F	71,000	-	-	-	71,000	Narrative Justification Prepared by the Municipality		**Approved in TrAMS Grant # PR-2016-007-00-00**
				S	17,750	-	-	-	17,750			
				T	88,750	-	-	-	88,750			
50	Acquisition of One (11) Passengers Paratransit Van for Non-Emergency Transportation Services in the Municipality of Salinas	PRHTA	2016	F	71,000	-	-	-	71,000	Narrative Justification Prepared by the Municipality		**Approved in TrAMS Grant # PR-2016-007-00-00**
				S	17,750	-	-	-	17,750			
				T	88,750	-	-	-	88,750			

COMMONWEALTH OF PUERTO RICO
PUERTO RICO DEPARTMENT OF TRANSPORTATION AND PUBLIC WORKS
PUERTO RICO HIGHWAY AND TRANSPORTATION AUTHORITY
STATEWIDE TRANSPORTATION IMPROVEMENT PROGRAM
FISCAL YEARS 2017 - 2020

SECTION 5310: ELDERLY AND PERSONS WITH DISABILITIES PROGRAM, SAN JUAN URBANIZED AREA

Num.	Description	Grantee	Year Apportioned	Annual Element		Three Years Program			Total	Project Justification	Source of Local Funds	Remarks
					2017	2018	2019	2020	Est. Cost			
51	Acquisition of One (11) Passengers Paratransit Van for Non-Emergency Transportation Services in the Municipality of San Juan	PRHTA	2016	F	71,000	-	-	-	71,000	Narrative Justification Prepared by the Municipality		**Approved in TrAMS Grant # PR-2016-007-00-00**
				S	17,750	-	-	-	17,750			
				T	88,750	-	-	-	88,750			
52	Acquisition of One (11) Passengers Paratransit Van for Non-Emergency Transportation Services in the Municipality of San Lorenzo	PRHTA	2016	F	71,000	-	-	-	71,000	Narrative Justification Prepared by the Municipality		**Approved in TrAMS Grant # PR-2016-007-00-00**
				S	17,750	-	-	-	17,750			
				T	88,750	-	-	-	88,750			
53	Acquisition of One (11) Passengers Paratransit Van for Non-Emergency Transportation Services in the Municipality of Toa Alta	PRHTA	2016	F	71,000	-	-	-	71,000	Narrative Justification Prepared by the Municipality		**Approved in TrAMS Grant # PR-2016-007-00-00**
				S	17,750	-	-	-	17,750			
				T	88,750	-	-	-	88,750			
54	Acquisition of One (11) Passengers Paratransit Van for Non-Emergency Transportation Services in the Municipality of Toa Baja	PRHTA	2016	F	71,000	-	-	-	71,000	Narrative Justification Prepared by the Municipality		**Approved in TrAMS Grant # PR-2016-007-00-00**
				S	17,750	-	-	-	17,750			
				T	88,750	-	-	-	88,750			
55	Acquisition of One (11) Passengers Paratransit Van for Non-Emergency Transportation Services in the Municipality of Trujillo Alto	PRHTA	2016	F	71,000	-	-	-	71,000	Narrative Justification Prepared by the Municipality		**Approved in TrAMS Grant # PR-2016-007-00-00**
				S	17,750	-	-	-	17,750			
				T	88,750	-	-	-	88,750			

COMMONWEALTH OF PUERTO RICO
PUERTO RICO DEPARTMENT OF TRANSPORTATION AND PUBLIC WORKS
PUERTO RICO HIGHWAY AND TRANSPORTATION AUTHORITY
STATEWIDE TRANSPORTATION IMPROVEMENT PROGRAM
FISCAL YEARS 2017 - 2020

SECTION 5310: ELDERLY AND PERSONS WITH DISABILITIES PROGRAM, SAN JUAN URBANIZED AREA

Num.	Description	Grantee	Year Apportioned	Annual Element		Three Years Program			Total	Project Justification	Source of Local Funds	Remarks
					2017	2018	2019	2020	Est. Cost			
56	Acquisition of One (11) Passengers Paratransit Van for Non-Emergency Transportation Services in the Municipality of Vega Baja	PRHTA	2016	F	71,000	-	-	-	71,000	Narrative Justification Prepared by the Municipality		**Approved in TrAMS Grant # PR-2016-007-00-00**
				S	17,750	-	-	-	17,750			
				T	88,750	-	-	-	88,750			
57	Acquisition of One (11) Passengers Paratransit Van for Non-Emergency Transportation Services in the Municipality of Yabucoa	PRHTA	2016	F	71,000	-	-	-	71,000	Narrative Justification Prepared by the Municipality		**Approved in TrAMS Grant # PR-2016-007-00-00**
				S	17,750	-	-	-	17,750			
				T	88,750	-	-	-	88,750			
58	Program Administration	PRHTA	2015	F	207,768	-	-	-	207,768			
				S	-	-	-	-	-			
				T	207,768	-	-	-	207,768			
59	Program Administration	PRHTA	2016	F	250,307	-	-	-	250,307			
				S	-	-	-	-	-			
				T	250,307	-	-	-	250,307			
60	Projects for Elderly and Persons with Disabilities Program for Municipalities Belong on San Juan Urbanized Area	PRHTA	2016	F	2,252,760	-	-	-	2,252,760			
				S	-	-	-	-	-			
				T	2,252,760	-	-	-	2,252,760			
		Total Federal Funds:			**2,437,075**	**-**	**-**	**-**	**2,437,075**			
		Total State or Local Funds:			**494,750**	**-**	**-**	**-**	**494,750**			
		Total			**2,931,825**	**-**	**-**	**-**	**2,931,825**			

Commonwealth of Puerto Rico

Puerto Rico Department of Transportation and Public Works

Puerto Rico Highway and Transportation Authority

Statewide Transportation Improvement Program (STIP)

Fiscal Years 2017-2020

FEDERAL TRANSIT ADMINISTRATION (FTA)

San Juan Urbanized Area (SJUA)

(UA > 1,OOO,OOO in Population)

Section 5329

COMMONWEALTH OF PUERTO RICO
PUERTO RICO DEPARTMENT OF TRANSPORTATION AND PUBLIC WORKS
PUERTO RICO HIGHWAY AND TRANSPORTATION AUTHORITY
STATEWIDE TRANSPORTATION IMPROVEMENT PROGRAM
FISCAL YEARS 2017 - 2020

SECTION 5329: STATE SAFETY OVERSIGHT PROGRAM, SAN JUAN URBANIZED AREA

Num.	Description	Grantee	Year Apportioned	Annual Element		Three Years Program			Total Est. Cost	Project Justification	Source of Local Funds	Remarks
					2017	2018	2019	2020				
1	State Safety Oversight Program	PREMA	2017	F	771,212	-	-	-	771,212			Carryover Funds , $299,732 FY 2015 & $303,543 FY 2016
				S	192,803	-	-	-	192,803			
				T	964,015	-	-	-	964,015			
		Total Federal Funds:			**771,212**	**-**	**-**	**-**	**771,212**			
		Total State or Local Funds:			**192,803**	**-**	**-**	**-**	**192,803**			
		Total			**964,015**	**-**	**-**	**-**	**964,015**			

Commonwealth of Puerto Rico

Puerto Rico Department of Transportation and Public Works

Puerto Rico Highway and Transportation Authority

Statewide Transportation Improvement Program (STIP)

Fiscal Years 2017-2020

FEDERAL TRANSIT ADMINISTRATION (FTA)

San Juan Urbanized Area (SJUA)

(UA > 1,OOO,OOO in Population)

Section 5337

COMMONWEALTH OF PUERTO RICO
PUERTO RICO DEPARTMENT OF TRANSPORTATION AND PUBLIC WORKS
PUERTO RICO HIGHWAY AND TRANSPORTATION AUTHORITY
STATEWIDE TRANSPORTATION IMPROVEMENT PROGRAM
FISCAL YEARS 2017 - 2020

SECTION 5337: HIGH INTENSITY FIXED GUIDEWAY STATE OF GOOD REPAIR, SAN JUAN URBANIZED AREA

Num.	Description	Grantee	Year Apportioned		Annual Element 2017	Three Years Program 2018	2019	2020	Total Est. Cost	Project Justification	Source of Local Funds	Remarks
1	Preventive Maintenance for the Ferry System	PRHTA/ATM	2013	F	1,000,000	-	-	-	1,000,000			
				S	250,000	-	-	-	250,000			
				T	1,250,000	-	-	-	1,250,000			
2	Additional funds for the rehabilitation of the Syncrolift System	PRHTA/ATM	2013	F	4,249,287	-	-	-	4,249,287			
				S	1,062,322	-	-	-	1,062,322			
				T	5,311,609	-	-	-	5,311,609			
3	Additional funds for the Fare Collection System for the Tren Urbano	PRHTA	2016	F	4,239,637	-	-	-	4,239,637			**Approved in TrAMS Grant # PR-2016-010-00-00**
				S	1,059,909	-	-	-	1,059,909			
				T	5,299,546	-	-	-	5,299,546			
4	Tren Urbano's Bridge Inspection	PRHTA	2016	F	3,000,000	-	-	-	3,000,000			**Approved in TrAMS Grant # PR-2016-010-00-00**
				S	750,000	-	-	-	750,000			
				T	3,750,000	-	-	-	3,750,000			
5	Additional funds for Tren Urbano Security System	PRHTA	2016	F	914,389	-	-	-	914,389			**Approved in TrAMS Grant # PR-2016-006-00-00**
				S	228,597	-	-	-	228,597			
				T	1,142,986	-	-	-	1,142,986			
		Total Federal Funds:			**5,249,287**	**-**	**-**	**-**	**5,249,287**			
		Total State or Local Funds:			**1,312,322**	**-**	**-**	**-**	**1,312,322**			
		Total			**6,561,609**	**-**	**-**	**-**	**6,561,609**			

Commonwealth of Puerto Rico

Puerto Rico Department of Transportation and Public Works

Puerto Rico Highway and Transportation Authority

Statewide Transportation Improvement Program (STIP)

Fiscal Years 2017-2020

FEDERAL TRANSIT ADMINISTRATION (FTA)

San Juan Urbanized Area (SJUA)

(UA > 1,OOO,OOO in Population)

Section 5339

COMMONWEALTH OF PUERTO RICO
PUERTO RICO DEPARTMENT OF TRANSPORTATION AND PUBLIC WORKS
PUERTO RICO HIGHWAY AND TRANSPORTATION AUTHORITY
STATEWIDE TRANSPORTATION IMPROVEMENT PROGRAM
FISCAL YEARS 2017 - 2020

SECTION 5339: BUS AND BUS FACILITIES PROGRAM, SAN JUAN URBANIZED AREA

Num.	Description	Grantee	Year Apportioned		Three Years Program 2017	2018	2019	Total 2020	Total Est. Cost	Project Justification	Source of Local Funds	Remarks
1	Repair and upgrade of the Francisco Pereira Transportation Terminal located at the Rafael Cordero Ave, corner of Goyco St., terminal St., and Acosta St.	Caguas	2015	F	2,531,522	-	-	-	2,531,522	Narrative Justification Submitted	Certification Prepared by the Municipality	
				S	632,881	-	-	-	632,881			
				T	3,164,403	-	-	-	3,164,403			
2	Replacement of One (1) Paratransit Van (12 Passenger Capacity) for the Municipality of Juncos	Juncos	2015	F	72,000	-	-	-	72,000	Narrative Justification Submitted	Certification Prepared by the Municipality	
				S	18,000	-	-	-	18,000			
				T	90,000	-	-	-	90,000			
3	Improvement of the Maintenance Garage	MBA	2017	F	4,025,526	-	-	-	4,025,526	Narrative Justification Submitted		$2,759,765 approved in TrAMS Grant # PR-2016-012-01-00
				S	1,006,382	-	-	-	1,006,382			
				T	5,031,908	-	-	-	5,031,908			
4	Replacement of Ninty Two (92) Stop Bus Sign for the Municipality of Toa Baja	Toa Baja	2015	F	14,720	-	-	-	14,720	Narrative Justification Submitted	Certification Prepared by the Municipality	
				S	3,680	-	-	-	3,680			
				T	18,400	-	-	-	18,400			
		Total Federal Funds:			**3,884,003**	**-**	**-**	**-**	**3,884,003**			
		Total State or Local Funds:			**971,001**	**-**	**-**	**-**	**971,001**			
		Total			**4,855,004**	**-**	**-**	**-**	**4,855,004**			

Aguadilla Urbanized Area

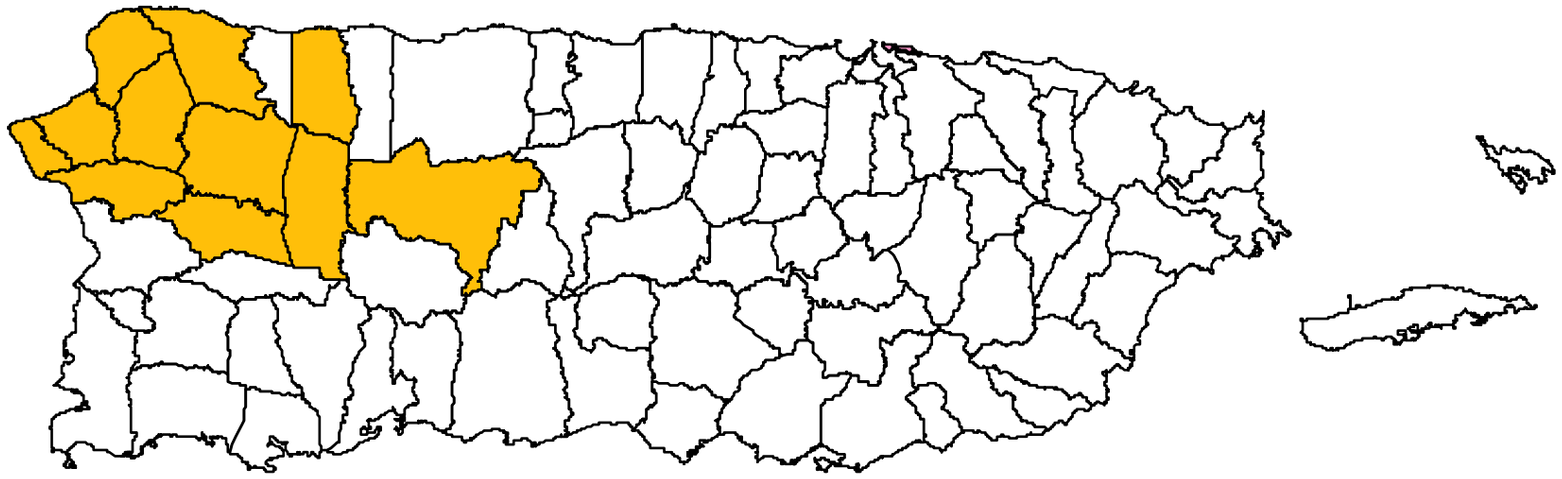

Aguadilla Urbanized Area (AUA) (UA > 200,000 in Population)

Commonwealth of Puerto Rico

Puerto Rico Department of Transportation and Public Works

Puerto Rico Highway and Transportation Authority

Statewide Transportation Improvement Program (STIP)

Fiscal Years 2017-2020

FEDERAL TRANSIT ADMINISTRATION (FTA)

Aguadilla Urbanized Area (AUA)

(UA > 200,000 in Population)

Section 5307

COMMONWEALTH OF PUERTO RICO
PUERTO RICO DEPARTMENT OF TRANSPORTATION AND PUBLIC WORKS
PUERTO RICO HIGHWAY AND TRANSPORTATION AUTHORITY
STATEWIDE TRANSPORTATION IMPROVEMENT PROGRAM
FISCAL YEARS 2017 - 2020

SECTION 5307: AGUADILLA URBANIZED AREA (AUA)

Num.	Description	Grantee	Year Entered		Annual Element 2017	Three Year Program 2018	2019	2020	Total Est. Cost	Project Justification	Source of Local Funds	Remarks
1	Provision of Paratransit Services in Accordance with ADA Regulations	Aguada	2015	F	198,010	67,328	68,001	68,681	402,021	Narrative Submitted by Municipality	Certification Prepared by the Municipality	Carryover Funds $65,348 FY 2015 & $66,001 FY 2016
				S	49,503	16,832	17,000	17,170	100,505			
				T	247,513	84,160	85,002	85,852	502,526			
2	Preventive Maintenance Cost for Public Transportation Services	Aguada	2015	F	43,825	14,902	15,051	15,202	88,980	Narrative Submitted by Municipality	Certification Prepared by the Municipality	Carryover Funds $14,463 FY 2015 & $14,608 FY 2016
				S	10,956	3,726	3,763	3,800	22,245			
				T	54,781	18,628	18,814	19,002	111,224			
3	Preventive Maintenance Cost for Public Transportation Terminal	Aguada	2015	F	35,500	12,071	12,192	12,314	72,076	Narrative Submitted by Municipality	Certification Prepared by the Municipality	Carryover Funds $11,716 FY 2015 & $11,833 FY 2016
				S	8,875	3,018	3,048	3,078	18,019			
				T	44,375	15,089	15,240	15,392	90,095			
4	Acquisition of Radio Communication System for Trolleys and Paratransit Vehicles	Aguada	2015	F	7,500	-	-	-	7,500	Narrative Submitted by Municipality	Certification Prepared by the Municipality	Carryover Funds FY 2015
				S	1,875	-	-	-	1,875			
				T	9,375	-	-	-	9,375			
5	Preventive Maintenance Cost for Public Transportation Services	Añasco	2015	F	3,891	1,975	1,995	2,015	9,875	Narrative Submitted by Municipality	Certification Prepared by the Municipality	$1,936 Carryover Funds FY 2015 and $1,955 FY 2016
				S	973	494	499	504	2,469			
				T	4,864	2,469	2,493	2,518	12,344			

COMMONWEALTH OF PUERTO RICO
PUERTO RICO DEPARTMENT OF TRANSPORTATION AND PUBLIC WORKS
PUERTO RICO HIGHWAY AND TRANSPORTATION AUTHORITY
STATEWIDE TRANSPORTATION IMPROVEMENT PROGRAM
FISCAL YEARS 2017 - 2020

SECTION 5307: AGUADILLA URBANIZED AREA (AUA)

Num.	Description	Grantee	Year Entered		Annual Element 2017	Three Year Program 2018	2019	2020	Total Est. Cost	Project Justification	Source of Local Funds	Remarks
6	Purchase of Computer System and Peripherals fos ADA Paratransit Program Operation	Isabela	2015	F	4,000				4,000	Narrative Submitted by Municipality	Certification Prepared by the Municipality	Carryover Funds FY 2015
				S	1,000	-	-	-	1,000			
				T	5,000	-	-	-	5,000			
7	Acquisition of Five (5) Clean Energy Vehicles for Complementary Transportation System and New Urban Center Routes	Isabela	2015	F	364,800	-	-	-	364,800	Narrative Justification Submitted by the Municipality	Certification Prepared by the Municipality	Carryover Funds FY 2015
				S	91,200	-	-	-	91,200			
				T	456,000	-	-	-	456,000			
8	Preventive Maintenance Cost for Public Transportation Services	Las Marías	2015	F	6,388	3,242	3,274	3,307	16,211	Narrative Submitted by Municipality	Certification Prepared by the Municipality	Carryover Funds $3,178 FY 2015 & $3,210 FY 2016
				S	1,597	811	819	827	4,053			
				T	7,985	4,053	4,093	4,134	20,264			
9	NEPA Process, Design and Specifications for the Construction of Initial Station for the Public Transportation System in Los Patriotas Ave.	Lares	2015	F	14,000	-	-	-	14,000	Narrative Submitted by Municipality	Certification Prepared by the Municipality	Carryover Funds FY 2015
				S	3,500	-	-	-	3,500			
				T	17,500	-	-	-	17,500			
10	Acquisition of 300 Stop Signs for Public Transportation Service in Bo. Piletas, Callejones, Pueblo, Lares, Espino, La Torre and Urban Zone	Lares	2015	F	29,300	-	-	-	29,300	Narrative Submitted by Municipality	Certification Prepared by the Municipality	Carryover Funds FY 2015
				S	7,325	-	-	-	7,325			
				T	36,625	-	-	-	36,625			

COMMONWEALTH OF PUERTO RICO
PUERTO RICO DEPARTMENT OF TRANSPORTATION AND PUBLIC WORKS
PUERTO RICO HIGHWAY AND TRANSPORTATION AUTHORITY
STATEWIDE TRANSPORTATION IMPROVEMENT PROGRAM
FISCAL YEARS 2017 - 2020

SECTION 5307: AGUADILLA URBANIZED AREA (AUA)

Num.	Description	Grantee	Year Entered		Annual Element 2017	Three Year Program 2018	2019	2020	Total Est. Cost	Project Justification	Source of Local Funds	Remarks
11	Acquisition of Ten (10) Shelters for Public Transportation Service in Los Patriotas Ave.	Lares	2015	F	33,142	-	-	-	33,142	Narrative Submitted by Municipality	Certification Prepared by the Municipality	Carryover Funds FY 2015
				S	8,286	-	-	-	8,286			
				T	41,428	-	-	-	41,428			
12	Construction of Initial Station for the Public Transportation System in Los Patriotas Ave.	Lares	2015	F	126,000	-	-	-	126,000	Narrative Submitted by Municipality	Certification Prepared by the Municipality	Carryover Funds FY 2015
				S	31,500	-	-	-	31,500			
				T	157,500	-	-	-	157,500			
13	Preventive Maintenance Cost for Vehicles Fleet	Rincón	2015	F	20,492	10,400	10,504	10,609	52,005	Narrative Submitted by Municipality	Certification Prepared by the Municipality	Carryover Funds $10,195 FY 2015 & $10,297 FY 2016
				S	5,123	2,600	2,626	2,652	13,001			
				T	25,615	13,000	13,130	13,261	65,006			
14	Construction of Bus Shelters Along Trolley Route	Rincón	2015	F	32,000	-	-	-	32,000	Narrative Submitted by Municipality	Certification Prepared by the Municipality	Carryover Funds FY 2015
				S	8,000	-	-	-	8,000			
				T	40,000	-	-	-	40,000			
15	Rehabilitation of Public Transportation Terminal	San Sebastián	2015	F	991,600	-	-	-	991,600	Narrative Submitted by Municipality	Certification Prepared by the Municipality	
				S	247,900	-	-	-	247,900			
				T	1,239,500	-	-	-	1,239,500			
16	Preventive Manintenance Cost for Vehicles Fleet	San Sebastián	2015	F	18,172	9,191	9,283	9,376	46,022	Narrative Submitted by Municipality	Certification Prepared by the Municipality	Carryover $9,072 FY 2015 & $9,100 FY 2016. Application under FTA Consideration. TrAMS # 5489-2016-1-P1
				S	4,543	2,298	2,321	2,344	11,506			
				T	22,715	11,489	11,604	11,720	57,528			
		Total Federal Funds:			**1,928,620**	**119,109**	**120,300**	**121,503**	**2,289,532**			
		Total State or Local Funds:			**482,155**	**29,777**	**30,075**	**30,376**	**572,383**			
		Total			**2,410,775**	**148,886**	**150,375**	**151,879**	**2,861,915**			

Commonwealth of Puerto Rico

Puerto Rico Department of Transportation and Public Works

Puerto Rico Highway and Transportation Authority

Statewide Transportation Improvement Program (STIP)

Fiscal Years 2017-2020

FEDERAL TRANSIT ADMINISTRATION (FTA)

Aguadilla Urbanized Area (AUA)

(UA > 200,000 in Population)

Operating Assistance Special Rule

Section 5307

COMMONWEALTH OF PUERTO RICO
PUERTO RICO DEPARTMENT OF TRANSPORTATION AND PUBLIC WORKS
PUERTO RICO HIGHWAY AND TRANSPORTATION AUTHORITY
STATEWIDE TRANSPORTATION IMPROVEMENT PROGRAM
FISCAL YEARS 2017 - 2020

196050

SECTION 5307: FTA OPERATING ASSISTANCE SPECIAL RULE, AGUADILLA URBANIZED AREA (AUA)

Num.	Description	Grantee	Year Entered		Annual Element 2017	Three Year Program 2018	2019	2020	Total Est. Cost	Project Justification	Source of Local Funds	Remarks
1	Operating Assistance Special Rule	Aguada	2015	F	152,238				152,238			Carryover Funds $88,302 FY 2015 & $63,935 FY 2016
				S	152,238				152,238			
				T	304,476				304,476			
2	Operating Assistance Special Rule	Lares	2015	F	194,647				194,647			Carryover Funds $65,612 FY 2015 & $129,036 FY 2016
				S	194,647				194,647			
				T	389,295				389,295			
3	Operating Assistance Special Rule	San Sebastián	2015	F	106,797				106,797			Carryover Funds $64,450 FY 2015 & $42,348 FY 2016
				S	106,797				106,797			
				T	213,595				213,595			
	Total Federal Funds:				**453,683**	-	-	-	**453,683**			
	Total State or Local Funds:				**453,683**	-	-	-	**453,683**			
	Total				**907,365**	-	-	-	**907,365**			

Commonwealth of Puerto Rico

Puerto Rico Department of Transportation and Public Works

Puerto Rico Highway and Transportation Authority

Statewide Transportation Improvement Program (STIP)

Fiscal Years 2017-2020

FEDERAL TRANSIT ADMINISTRATION (FTA)

Aguadilla Urbanized Area (AUA)

(UA > 200,000 in Population)

Section 5310

COMMONWEALTH OF PUERTO RICO
PUERTO RICO DEPARTMENT OF TRANSPORTATION AND PUBLIC WORKS
PUERTO RICO HIGHWAY AND TRANSPORTATION AUTHORITY
STATEWIDE TRANSPORTATION IMPROVEMENT PROGRAM
FISCAL YEARS 2017 - 2020

SECTION 5310: SECTION 5310: ELDERLY AND PERSONS WITH DISABILITIES PROGRAM, AGUADILLA URBANIZED AREA (AUA)

Num.	Description	Grantee	Year Entered	Annual Element		Three Year Program			Total Est. Cost	Project Justification	Source of Local Funds	Remarks
					2017	2018	2019	2020				
1	Acquisition of One (11) Passengers Paratransit Van for Non-Emergency Transportation Services in the Municipality of Aguada	PRHTA	2016	F	71,000	-	-	-	71,000	Narrative Justification Prepared by the Municipality	Certification Prepared by the Municipality	
				S	17,750	-	-	-	17,750			
				T	88,750	-	-	-	88,750			
2	Acquisition of One (11) Passengers Paratransit Van for Non-Emergency Transportation Services in the Municipality of Aguadilla	PRHTA	2016	F	71,000	-	-	-	71,000	Narrative Justification Prepared by the Municipality	Certification Prepared by the Municipality	
				S	17,750	-	-	-	17,750			
				T	88,750	-	-	-	88,750			
3	Acquisition of One (11) Passengers Paratransit Van for Non-Emergency Transportation Services in the Municipality of Añasco	PRHTA	2016	F	71,000	-	-	-	71,000	Narrative Justification Prepared by the Municipality	Certification Prepared by the Municipality	
				S	17,750	-	-	-	17,750			
				T	88,750	-	-	-	88,750			
4	Acquisition of One (11) Passengers Paratransit Van for Non-Emergency Transportation Services in the Municipality of Isabela	PRHTA	2016	F	71,000			-	71,000	Narrative Justification Prepared by the Municipality	Certification Prepared by the Municipality	
				S	17,750	-	-	-	17,750			
				T	88,750	-	-	-	88,750			
5	Acquisition of One (11) Passengers Paratransit Van for Non-Emergency Transportation Services in the Municipality of Las Marías	PRHTA	2016	F	71,000	-	-	-	71,000	Narrative Justification Prepared by the Municipality	Certification Prepared by the Municipality	
				S	17,750	-	-	-	17,750			
				T	88,750	-	-	-	88,750			

COMMONWEALTH OF PUERTO RICO
PUERTO RICO DEPARTMENT OF TRANSPORTATION AND PUBLIC WORKS
PUERTO RICO HIGHWAY AND TRANSPORTATION AUTHORITY
STATEWIDE TRANSPORTATION IMPROVEMENT PROGRAM
FISCAL YEARS 2017 - 2020

SECTION 5310: SECTION 5310: ELDERLY AND PERSONS WITH DISABILITIES PROGRAM, AGUADILLA URBANIZED AREA (AUA)

Num.	Description	Grantee	Year Entered	Annual Element		Three Year Program			Total Est. Cost	Project Justification	Source of Local Funds	Remarks
					2017	2018	2019	2020				
6	Acquisition of One (11) Passengers Paratransit Van for Non-Emergency Transportation Services in the Municipality of San Sebastián	PRHTA	2016	F	71,000	-	-	-	71,000	Narrative Justification Prepared by the Municipality	Certification Prepared by the Municipality	
				S	17,750	-	-	-	17,750			
				T	88,750	-	-	-	88,750			
7	Acquisition of One (11) Passengers Paratransit Van for Non-Emergency Transportation Services in the Municipality of Aguada	PRHTA	2016	F	71,000	-	-	-	71,000	Narrative Justification Prepared by the Municipality		**Approved in TrAMS Grant # PR-2016-007-00-00**
				S	17,750	-	-	-	17,750			
				T	88,750	-	-	-	88,750			
8	Acquisition of One (11) Passengers Paratransit Van for Non-Emergency Transportation Services in the Municipality of Aguadilla	PRHTA	2016	F	71,000	-	-	-	71,000	Narrative Justification Prepared by the Municipality		**Approved in TrAMS Grant # PR-2016-007-00-00**
				S	17,750	-	-	-	17,750			
				T	88,750	-	-	-	88,750			
9	Acquisition of One (11) Passengers Paratransit Van for Non-Emergency Transportation Services in the Municipality of Añasco	PRHTA	2016	F	71,000	-	-	-	71,000	Narrative Justification Prepared by the Municipality		**Approved in TrAMS Grant # PR-2016-007-00-00**
				S	17,750	-	-	-	17,750			
				T	88,750	-	-	-	88,750			
10	Acquisition of One (11) Passengers Paratransit Van for Non-Emergency Transportation Services in the Municipality of Isabela	PRHTA	2016	F	71,000			-	71,000	Narrative Justification Prepared by the Municipality		**Approved in TrAMS Grant # PR-2016-007-00-00**
				S	17,750	-	-	-	17,750			
				T	88,750	-	-	-	88,750			

COMMONWEALTH OF PUERTO RICO
PUERTO RICO DEPARTMENT OF TRANSPORTATION AND PUBLIC WORKS
PUERTO RICO HIGHWAY AND TRANSPORTATION AUTHORITY
STATEWIDE TRANSPORTATION IMPROVEMENT PROGRAM
FISCAL YEARS 2017 - 2020

SECTION 5310: SECTION 5310: ELDERLY AND PERSONS WITH DISABILITIES PROGRAM, AGUADILLA URBANIZED AREA (AUA)

Num.	Description	Grantee	Year Entered	Annual Element		Three Year Program			Total Est. Cost	Project Justification	Source of Local Funds	Remarks
					2017	2018	2019	2020				
11	Acquisition of One (11) Passengers Paratransit Van for Non-Emergency Transportation Services in the Municipality of Lares	PRHTA	2016	F	71,000	-	-	-	71,000	Narrative Justification Prepared by the Municipality		**Approved in TrAMS Grant # PR-2016-007-00-00**
				S	17,750	-	-	-	17,750			
				T	88,750	-	-	-	88,750			
12	Acquisition of One (11) Passengers Paratransit Van for Non-Emergency Transportation Services in the Municipality of Las Marías	PRHTA	2016	F	71,000	-	-	-	71,000	Narrative Justification Prepared by the Municipality		**Approved in TrAMS Grant # PR-2016-007-00-00**
				S	17,750	-	-	-	17,750			
				T	88,750	-	-	-	88,750			
13	Acquisition of One (11) Passengers Paratransit Van for Non-Emergency Transportation Services in the Municipality of Moca	PRHTA	2016	F	71,000	-	-	-	71,000	Narrative Justification Prepared by the Municipality		**Approved in TrAMS Grant # PR-2016-007-00-00**
				S	17,750	-	-	-	17,750			
				T	88,750	-	-	-	88,750			
14	Acquisition of One (11) Passengers Paratransit Van for Non-Emergency Transportation Services in the Municipality of Rincón	PRHTA	2016	F	71,000			-	71,000	Narrative Justification Prepared by the Municipality		**Approved in TrAMS Grant # PR-2016-007-00-00**
				S	17,750	-	-	-	17,750			
				T	88,750	-	-	-	88,750			
15	Acquisition of One (11) Passengers Paratransit Van for Non-Emergency Transportation Services in the Municipality of San Sebastián	PRHTA	2016	F	71,000	-	-	-	71,000	Narrative Justification Prepared by the Municipality		**Approved in TrAMS Grant # PR-2016-007-00-00**
				S	17,750	-	-	-	17,750			
				T	88,750	-	-	-	88,750			

COMMONWEALTH OF PUERTO RICO
PUERTO RICO DEPARTMENT OF TRANSPORTATION AND PUBLIC WORKS
PUERTO RICO HIGHWAY AND TRANSPORTATION AUTHORITY
STATEWIDE TRANSPORTATION IMPROVEMENT PROGRAM
FISCAL YEARS 2017 - 2020

SECTION 5310: SECTION 5310: ELDERLY AND PERSONS WITH DISABILITIES PROGRAM, AGUADILLA URBANIZED AREA (AUA)

Num.	Description	Grantee	Year Entered		Annual Element 2017	Three Year Program 2018	2019	2020	Total Est. Cost	Project Justification	Source of Local Funds	Remarks
16	Program Administration	PRHTA	2014	F	37,711	-	-	-	37,711			Approved in TrAMS Grant # PR-2016-007-00-00
				S	-	-	-	-	-			
				T	37,711	-	-	-	37,711			
17	Program Administration	PRHTA	2015	F	37,644	-	-	-	37,644			
				S	-	-	-	-	-			
				T	37,644	-	-	-	37,644			
18	Program Administration	PRHTA	2016	F	39,999	-	-	-	39,999			
				S	-	-	-	-	-			
				T	39,999	-	-	-	39,999			
19	Projects for Elderly and Persons with Disabilities Program for Municipalities Belong on UZA's >200,000	PRHTA	2016	F	359,987	-	-	-	359,987			
				S	-	-	-	-	-			
				T	359,987	-	-	-	359,987			
		Total Federal Funds:			**503,643**	**-**	**-**	**-**	**503,643**			
		Total State or Local Funds:			**106,500**	**-**	**-**	**-**	**106,500**			
		Total			**610,143**	**-**	**-**	**-**	**610,143**			

Commonwealth of Puerto Rico
Puerto Rico Department of Transportation and Public Works
Puerto Rico Highway and Transportation Authority

Statewide Transportation Improvement Program (STIP)
Fiscal Years 2017-2020

FEDERAL TRANSIT ADMINISTRATION (FTA)
Aguadilla Urbanized Area (AUA)
(UA > 200,000 in Population)

Section 5339

COMMONWEALTH OF PUERTO RICO
PUERTO RICO DEPARTMENT OF TRANSPORTATION AND PUBLIC WORKS
PUERTO RICO HIGHWAY AND TRANSPORTATION AUTHORITY
STATEWIDE TRANSPORTATION IMPROVEMENT PROGRAM
FISCAL YEARS 2017 - 2020

SECTION 5339: AGUADILLA URBANIZED AREA (AUA) BUS AND BUS FACILITIES FORMULA PROGRAM

Num.	Description	Grantee	Year Entered		Annual Element 2017	Three Year Program 2018	2019	2020	Total Est. Cost	Project Justification	Source of Local Funds	Remarks
1	Projects for Bus and Bus Facilities Formula Program for Municipalities Belong on UZA's >200,000	Statewide in the UZA >200,000	2015	F	264,399	-	-	-	264,399			
				S	66,100	-	-	-	66,100			
				T	330,499	-	-	-	330,499			
2	Projects for Bus and Bus Facilities Formula Program for Municipalities Belong on UZA's >200,000	Statewide in the UZA >200,000	2016	F	232,504	-	-	-	232,504			
				S	58,126	-	-	-	58,126			
				T	290,630	-	-	-	290,630			
		Total Federal Funds:			**496,903**	**-**	**-**	**-**	**496,903**			
		Total State or Local Funds:			**124,226**	**-**	**-**	**-**	**124,226**			
		Total			**621,129**	**-**	**-**	**-**	**621,129**			

Urbanized Areas Under 200,000 Population (UZA)

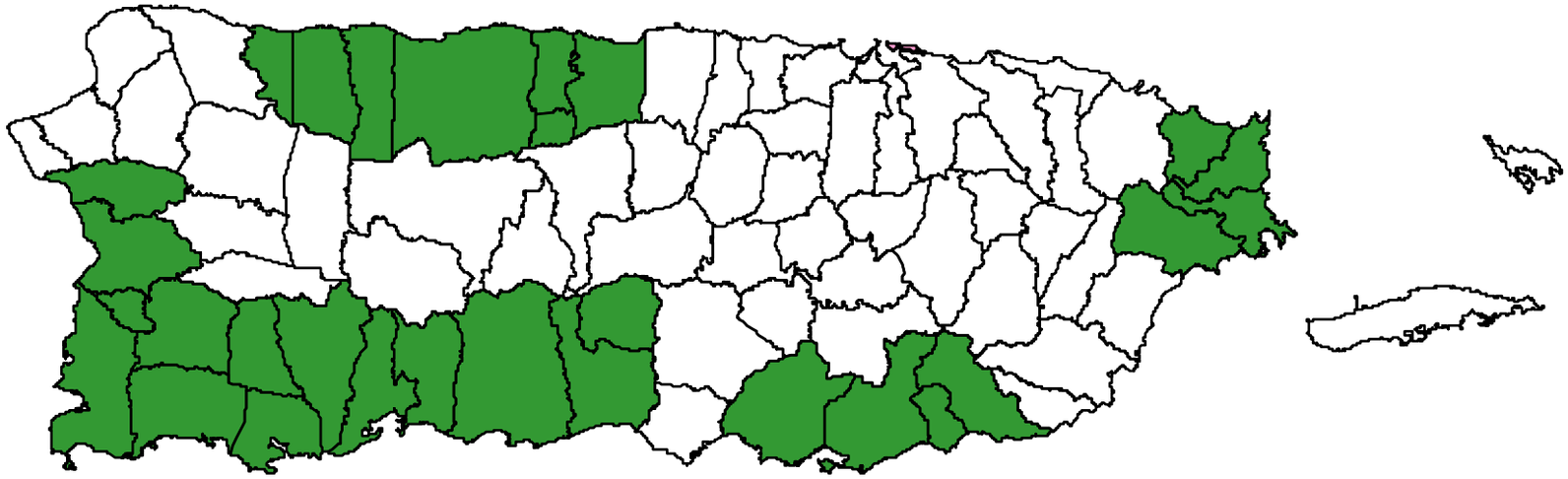

Urbanized Areas Under 200,000 Population (UZA)

Commonwealth of Puerto Rico
Puerto Rico Department of Transportation and Public Works
Puerto Rico Highway and Transportation Authority

Statewide Transportation Improvement Program (STIP)
Fiscal Years 2017-2020

FEDERAL TRANSIT ADMINISTRATION (FTA)

Urbanized Area Under 200,000 in Population (UZA)

Section 5307

COMMONWEALTH OF PUERTO RICO
PUERTO RICO DEPARTMENT OF TRANSPORTATION AND PUBLIC WORKS
PUERTO RICO HIGHWAY AND TRANSPORTATION AUTHORITY
STATEWIDE TRANSPORTATION IMPROVEMENT PROGRAM
FISCAL YEARS 2017 - 2020

SECTION: 5307 URBANIZED AREA FORMULA PROGRAM - URBANIZED AREA UNDER 200,000 POPULATION (UZA)

Num.	Project Description and Localization	Grantee	Year Entered		Annual Element 2017	Three Year Program 2018	2019	2020	Total Est. Cost	Project Justification	Source of Local Funds	Remarks
1	Environmental Study (NEPA Process) Transit System for the Development of North and North Central Transit Corridor Analysis	Barceloneta	2016	F	800,000	-	-	-	800,000	Narrative Justification Prepared by the Municipality	Certification Prepared by the Municipality	Carryover Funds FY 2016. Subject to submit final recommendation of study.
				S	200,000	-	-	-	200,000			
				T	1,000,000	-	-	-	1,000,000			
2	Acquisition and Installation of Passenger Shelters in the Trolley Routes	Barceloneta	2014	F	32,000	-	-	-	32,000	Narrative Justification Prepared by the Municipality	Certification Prepared by the Municipality	Carryover Funds FY 2014. Application under FTA Consideration. TrAMS # 6388-2016-1
				S	8,000	-	-	-	8,000			
				T	40,000	-	-	-	40,000			
3	Acquisition of Spare Parts/ Associated Capital Maintenance	Barceloneta	2016	F	43,296	-	-	-	43,296	Narrative Justification Prepared by the Municipality	Certification Prepared by the Municipality	Carryover Funds FY 2016
				S	10,824	-	-	-	10,824			
				T	54,120	-	-	-	54,120			
4	Employee Education/Training	Barceloneta	2014	F	65,280	23,078	-	-	88,358	Narrative Justification Prepared by the Municipality	Certification Prepared by the Municipality	Carryover Funds $21,120 FY 2015 & $21,754 FY 2016
				S	16,320	5,770	-	-	22,090			
				T	81,600	28,848	-	-	110,448			
5	Acquisition and installation of Electronic Bill Board	Barceloneta	2015	F	24,000	-	-	-	24,000	Narrative Justification Prepared by the Municipality	Certification Prepared by the Municipality	Carryover Funds FY 2015
				S	6,000	-	-	-	6,000			
				T	30,000	-	-	-	30,000			

COMMONWEALTH OF PUERTO RICO
PUERTO RICO DEPARTMENT OF TRANSPORTATION AND PUBLIC WORKS
PUERTO RICO HIGHWAY AND TRANSPORTATION AUTHORITY
STATEWIDE TRANSPORTATION IMPROVEMENT PROGRAM
FISCAL YEARS 2017 - 2020

SECTION: 5307 URBANIZED AREA FORMULA PROGRAM - URBANIZED AREA UNDER 200,000 POPULATION (UZA)

Num.	Project Description and Localization	Grantee	Year Entered		Annual Element 2017	Three Year Program 2018	2019	2020	Total Est. Cost	Project Justification	Source of Local Funds	Remarks
6	Preventive Maintenance of Transit Vehicles	Barceloneta	2015	F	1,539,691	777,657	785,434	793,288	3,896,070	Narrative Justification Prepared by the Municipality	Certification Prepared by the Municipality	Carryover Funds $711,667 FY 2015 & $733,017 FY 2016. Further analisys required.
				S	384,923	194,414	196,358	198,322	974,018			
				T	1,924,613	972,072	981,792	991,610	4,870,088			
7	Operational Assistance for the Transit System	Barceloneta	2015	F	1,950,573	661,056	667,667	674,343	3,953,639	Narrative Justification Prepared by the Municipality	Certification Prepared by the Municipality	Carryover Funds $648,031 FY 2015 & $648,031 FY 2016
				S	1,950,573	661,056	667,667	674,343	3,953,639			
				T	3,901,146	1,322,112	1,335,333	1,348,686	7,907,277			
8	Acquisition of Bycicle Racks to be Place Along the Trolley Routes	Camuy	2013	F	20,000	-	-	-	20,000	Narrative Justification Prepared by the Municipality	Certification Prepared by the Municipality	Carryover Funds. Application under FTA Consideration.
				S	5,000	-	-	-	5,000			
				T	25,000	-	-	-	25,000			
9	Acquisition of Equipment and Tools for the Maintenance of Trolleys and Paratransit Vehicles	Camuy	2013	F	12,000	-	-	-	12,000	Narrative Justification Prepared by the Municipality	Certification Prepared by the Municipality	Carryover Funds. Application under FTA Consideration.
				S	3,000	-	-	-	3,000			
				T	15,000	-	-	-	15,000			
10	Preventive Maintenance of Trolleys and Paratransit Vehicles	Camuy	2013	F	129,933	33,300	33,633	33,969	230,835	Narrative Justification Prepared by the Municipality	Certification Prepared by the Municipality	Carryover Funds 32,000 FY 2014, $32,320 FY 2015 & $32,643 FY 2016. Application under FTA Consideration.
				S	32,483	8,325	8,408	8,492	57,709			
				T	162,416	41,625	42,041	42,462	288,544			

COMMONWEALTH OF PUERTO RICO
PUERTO RICO DEPARTMENT OF TRANSPORTATION AND PUBLIC WORKS
PUERTO RICO HIGHWAY AND TRANSPORTATION AUTHORITY
STATEWIDE TRANSPORTATION IMPROVEMENT PROGRAM
FISCAL YEARS 2017 - 2020

SECTION: 5307 URBANIZED AREA FORMULA PROGRAM - URBANIZED AREA UNDER 200,000 POPULATION (UZA)

Num.	Project Description and Localization	Grantee	Year Entered		Annual Element 2017	Three Year Program 2018	2019	2020	Total Est. Cost	Project Justification	Source of Local Funds	Remarks
11	Acquisition and Installation of Forty One (41) Route Signals Along the Trolley Routes on 485 Road	Camuy	2013	F	12,800	-	-	-	12,800	Narrative Justification Prepared by the Municipality	Certification Prepared by the Municipality	Carryover Funds. Application under FTA Consideration.
				S	3,200	-	-	-	3,200			
				T	16,000	-	-	-	16,000			
12	Acquisition of Radio Communications System for Trolleys and Paratransit Vehicles	Camuy	2013	F	8,000	-	-	-	8,000	Narrative Justification Prepared by the Municipality	Certification Prepared by the Municipality	Carryover Funds. Application under FTA Consideration.
				S	2,000	-	-	-	2,000			
				T	10,000	-	-	-	10,000			
13	Operational assistance of Trolleys and Paratransit Vehicles	Camuy	2017	F	597,357	119,112	120,303	121,506	958,278	Narrative Justification Prepared by the Municipality	Certification Prepared by the Municipality	Carryover Funds $132,582 FY 2013, $114,466 FY 2014, $115,610 FY 2015 & $116,766 FY 2016. Application under FTA Consideration.
				S	597,357	119,112	120,303	121,506	958,278			
				T	1,194,714	238,224	240,606	243,012	1,916,557			
14	Acquisition and Installation of Six (6) Passengers Shelter Along Trolley Route	Camuy	2013	F	28,000	-	-	-	28,000	Narrative Justification Prepared by the Municipality	Certification Prepared by the Municipality	Carryover Funds. Application under FTA Consideration.
				S	7,000	-	-	-	7,000			
				T	35,000	-	-	-	35,000			
15	Acquisition and Installation of Nineteen (19) Route Signing on Quebrada Route	Camuy	2013	F	10,032	-	-	-	10,032	Narrative Justification Prepared by the Municipality	Certification Prepared by the Municipality	Carryover Funds. Application under FTA Consideration.
				S	2,508	-	-	-	2,508			
				T	12,540	-	-	-	12,540			

COMMONWEALTH OF PUERTO RICO
PUERTO RICO DEPARTMENT OF TRANSPORTATION AND PUBLIC WORKS
PUERTO RICO HIGHWAY AND TRANSPORTATION AUTHORITY
STATEWIDE TRANSPORTATION IMPROVEMENT PROGRAM
FISCAL YEARS 2017 - 2020

SECTION: 5307 URBANIZED AREA FORMULA PROGRAM - URBANIZED AREA UNDER 200,000 POPULATION (UZA)

Num.	Project Description and Localization	Grantee	Year Entered	Annual Element		Three Year Program			Total	Project Justification	Source of Local Funds	Remarks
					2017	2018	2019	2020	Est. Cost			
16	Acquisition of Computer Equipment	Camuy	2013	F	2,485	-	-	-	2,485	Narrative Justification Prepared by the Municipality	Certification Prepared by the Municipality	Carryover Funds. Application under FTA Consideration.
				S	621	-	-	-	621			
				T	3,106	-	-	-	3,106			
17	Acquisition and Instalation of security cameras and system for (2) FTA funded facilities.	Camuy	2015	F	35,840	-	-	-	35,840	Narrative Justification Prepared by the Municipality	Certification Prepared by the Municipality	Carryover Funds $35,840 FY 2015.
				S	8,960	-	-	-	8,960			
				T	44,800	-	-	-	44,800			
18	Acquisition of computer software and hardware for paratransit system and Trolley statistical program	Ceiba	2015	F	4,800	-	-	-	4,800	Narrative Justification Prepared by the Municipality	Certification Prepared by the Municipality	
				S	1,200	-	-	-	1,200			
				T	6,000	-	-	-	6,000			
19	Paratransit and trolley operating costs	Ceiba	2015	F	60,797	61,405	62,019	62,639	246,860	Narrative Justification Prepared by the Municipality	Certification Prepared by the Municipality	
				S	60,797	61,405	62,019	62,639	246,860			
				T	121,594	122,810	124,038	125,278	493,720			
20	Preventive maintenance cost for transit vehicles	Ceiba	2017	F	4,400	4,444	4,488	4,533	17,866	Narrative Justification Prepared by the Municipality	Certification Prepared by the Municipality	
				S	4,400	4,444	4,488	4,533	17,866			
				T	8,800	8,888	8,977	9,067	35,732			

COMMONWEALTH OF PUERTO RICO
PUERTO RICO DEPARTMENT OF TRANSPORTATION AND PUBLIC WORKS
PUERTO RICO HIGHWAY AND TRANSPORTATION AUTHORITY
STATEWIDE TRANSPORTATION IMPROVEMENT PROGRAM
FISCAL YEARS 2017 - 2020

SECTION: 5307 URBANIZED AREA FORMULA PROGRAM - URBANIZED AREA UNDER 200,000 POPULATION (UZA)

Num.	Project Description and Localization	Grantee	Year Entered		Annual Element 2017	Three Year Program 2018	2019	2020	Total Est. Cost	Project Justification	Source of Local Funds	Remarks
21	Preventive Maintenance for Two (2) Trolleys, One (1) Paratransit and Two (2) Mini-Bus Vehicle	Fajardo	2013	F	25,416	25,670	25,927	26,186	103,199	Narrative Justification Prepared by the Municipality	Certification Prepared by the Municipality	
				S	6,354	6,418	6,482	6,547	25,800			
				T	31,770	32,088	32,409	32,733	128,999			
22	Operational Assistance for Public Transit System	Fajardo	2013	F	130,319	131,622	132,938	134,268	529,147	Narrative Justification Prepared by the Municipality	Certification Prepared by the Municipality	
				S	130,319	131,622	132,938	134,268	529,147			
				T	260,638	263,244	265,877	268,536	1,058,295			
23	Preventive Maintenance for the Vehicles of Transportation System	Hatillo	2017	F	26,281	26,544	26,809	27,077	106,711	Narrative Justification Prepared by the Municipality	Certification Prepared by the Municipality	
				S	6,570	6,636	6,702	6,769	26,678			
				T	32,851	33,180	33,512	33,847	133,389			
24	Operational Assistance for the Transportation System	Hatillo	2017	F	184,689	186,535	188,401	190,285	749,910	Narrative Justification Prepared by the Municipality	Certification Prepared by the Municipality	
				S	184,689	186,535	188,401	190,285	749,910			
				T	369,377	373,071	376,802	380,570	1,499,820			
25	Preventive Maintenance for the Vehicles of Transportation System	Hormigueros	2017	F	79,605	80,401	81,205	82,017	323,228	Narrative Justification Prepared by the Municipality	Certification Prepared by the Municipality	
				S	19,901	20,100	20,301	20,504	80,807			
				T	99,506	100,501	101,506	102,521	404,035			

COMMONWEALTH OF PUERTO RICO
PUERTO RICO DEPARTMENT OF TRANSPORTATION AND PUBLIC WORKS
PUERTO RICO HIGHWAY AND TRANSPORTATION AUTHORITY
STATEWIDE TRANSPORTATION IMPROVEMENT PROGRAM
FISCAL YEARS 2017 - 2020

SECTION: 5307 URBANIZED AREA FORMULA PROGRAM - URBANIZED AREA UNDER 200,000 POPULATION (UZA)

Num.	Project Description and Localization	Grantee	Year Entered		Annual Element 2017	Three Year Program 2018	2019	2020	Total Est. Cost	Project Justification	Source of Local Funds	Remarks
26	Operational Assistance for the Transportation System	Hormigueros	2015	F	80,064	80,865	81,673	82,490	325,092	Narrative Justification Prepared by the Municipality	Certification Prepared by the Municipality	
				S	80,064	80,865	81,673	82,490	325,092			
				T	160,128	161,729	163,347	164,980	650,184			
27	**Acquisition of Computer Equipment and Software**	**Hormigueros**	**2015**	**F**	**3,072**	**-**	**-**	**-**	**3,072**	**Narrative Justification Prepared by the Municipality**	**Certification Prepared by the Municipality**	
				S	**768**	**-**	**-**	**-**	**768**			
				T	**3,840**	**-**	**-**		**3,840**			
28	Construction of Six (6) Passenger Shelters and Bus Route Signing along the transportation vehicles route	Lajas	2015	F	111,294	-	-	-	111,294	Narrative Justification Prepared by the Municipality		Carryover Funds of the FY 2015.
				S	27,824	-	-	-	27,824			
				T	139,118	-	-		139,118			
29	Preventive maintenance for vehicles fleet	Luquillo	2015	F	13,023	4,428	4,472	4,517	26,440	Narrative Justification Prepared by the Municipality	Certification Prepared by the Municipality	Carryover Funds of the $4,298 FY 2015 & $4,341, FY 2016.
				S	1,075	1,107	1,118	1,129	4,429			
				T	5,373	5,535	5,590	5,646	22,144			
30	Design and Construction of two bus shelters/stops	Luquillo	2015	F	36,066		-	-	36,066	Narrative Justification Prepared by the Municipality	Certification Prepared by the Municipality	Carryover Funds of the FY 2015.
				S	9,017		-	-	9,017			
				T	45,083		-		45,083			

COMMONWEALTH OF PUERTO RICO
PUERTO RICO DEPARTMENT OF TRANSPORTATION AND PUBLIC WORKS
PUERTO RICO HIGHWAY AND TRANSPORTATION AUTHORITY
STATEWIDE TRANSPORTATION IMPROVEMENT PROGRAM
FISCAL YEARS 2017 - 2020

SECTION: 5307 URBANIZED AREA FORMULA PROGRAM - URBANIZED AREA UNDER 200,000 POPULATION (UZA)

Num.	Project Description and Localization	Grantee	Year Entered	Annual Element	Three Year Program			Total	Project Justification	Source of Local Funds	Remarks
					2017	2018	2019	2020	Est. Cost			
31	Construction of Signage for two bus shelters	Luquillo	2015	F	11,287		-	-	11,287	Narrative Justification Prepared by the Municipality	Certification Prepared by the Municipality	Carryover Funds of the FY 2015.
				S	2,822		-	-	2,822			
				T	14,109		-		14,109			
32	Associated transit improvements - Improvements to sidewalks and streets along two shelters route, including bicycle path.	Luquillo	2015	F	296,016	-	-	-	296,016	Narrative Justification Prepared by the Municipality	Certification Prepared by the Municipality	Carryover Funds of the FY 2016. Subject to site visit.
				S	74,004	-	-	-	74,004			
				T	370,020	-	-		370,020			
33	Design for the Construction of the Mayagüez Transit System	Mayagüez	2017	F	3,000,000	-	-	-	3,000,000	Narrative Justification Prepared by the Municipality	Certification Prepared by the Municipality	Subject to Study Results.
				S	750,000	-	-	-	750,000			
				T	3,750,000	-	-	-	3,750,000			
34	Property Acquisition for the Construction of the Mayagüez Transit System	Mayagüez	2013	F	-	5,000,000	-	-	5,000,000	Narrative Justification Prepared by the Municipality	Certification Prepared by the Municipality	Subject to Study Results.
				S	-	1,250,000	-	-	1,250,000			
				T	-	6,250,000	-	-	6,250,000			
35	Preventive Maintenance for the Vehicles of Transportation System	Mayagüez	2013	F	431,120	217,716	219,893	37,149	905,878	Narrative Justification Prepared by the Municipality	Certification Prepared by the Municipality	Carryover Funds of the FY 2016.
				S	107,780	54,429	54,973	9,287	226,470			
				T	538,900	272,145	274,866	46,436	1,132,348			

COMMONWEALTH OF PUERTO RICO
PUERTO RICO DEPARTMENT OF TRANSPORTATION AND PUBLIC WORKS
PUERTO RICO HIGHWAY AND TRANSPORTATION AUTHORITY
STATEWIDE TRANSPORTATION IMPROVEMENT PROGRAM
FISCAL YEARS 2017 - 2020

SECTION: 5307 URBANIZED AREA FORMULA PROGRAM - URBANIZED AREA UNDER 200,000 POPULATION (UZA)

Num.	Project Description and Localization	Grantee	Year Entered		Annual Element 2017	Three Year Program 2018	2019	2020	Total Est. Cost	Project Justification	Source of Local Funds	Remarks
36	Operational Assistance for Public transportation System	Mayagüez	2013	F	1,406,811	735,253	742,606	750,032	3,634,701	Narrative Justification Prepared by the Municipality	Certification Prepared by the Municipality	Carryover Funds of the FY 2016.
				S	1,406,811	735,253	742,606	750,032	3,634,701			
				T	2,813,622	1,470,506	1,485,211	1,500,063	7,269,402			
37	Purchase of Computer, Equipment and Radio Comunication System	Naguabo	2015	F	5,000	-	-	-	5,000	Narrative Justification Prepared by the Municipality	Certification Prepared by the Municipality	Carryover Funds of the FY 2016.
				S	1,250	-	-	-	1,250			
				T	6,250	-	-		6,250			
38	Streets Sign and Stops Sign Identifying the Trolleys Stops	Naguabo	2015	F	120,000	-	-	-	120,000	Narrative Justification Prepared by the Municipality	Certification Prepared by the Municipality	Carryover Funds of the FY 2016.
				S	30,000	-	-	-	30,000			
				T	150,000	-	-		150,000			
39	Operational Assistance of Ferry Boat Fajardo	PRHTA/ATM	2017	F	3,310,242	3,343,344	3,376,778	3,410,546	13,440,910	Narrative Justification Prepared		
				S	3,310,242	3,343,344	3,376,778	3,410,546	13,440,910			
				T	6,620,484	6,686,689	6,753,556	6,821,091	26,881,820			
40	Acquisition of Parts and Equipment for the Maintenance of the Vessels Fleet in Fajardo	PRHTA/ATM	2017	F	2,000,000	-	-	-	2,000,000	Narrative Justification Prepared by the Municipality	Certification Prepared by the Municipality	
				S	500,000	-	-	-	500,000			
				T	2,500,000	-	-	-	2,500,000			

COMMONWEALTH OF PUERTO RICO
PUERTO RICO DEPARTMENT OF TRANSPORTATION AND PUBLIC WORKS
PUERTO RICO HIGHWAY AND TRANSPORTATION AUTHORITY
STATEWIDE TRANSPORTATION IMPROVEMENT PROGRAM
FISCAL YEARS 2017 - 2020

SECTION: 5307 URBANIZED AREA FORMULA PROGRAM - URBANIZED AREA UNDER 200,000 POPULATION (UZA)

Num.	Project Description and Localization	Grantee	Year Entered	Annual Element		Three Year Program			Total	Project Justification	Source of Local Funds	Remarks
					2017	2018	2019	2020	Est. Cost			
41	Dredging for the Navigable Channel for the Fajardo Ferry Terminal	PRHTA/ATM	2017	F	90,820	-	-	-	90,820	Narrative Justification Prepared		Carryover Funds of the FY 2013
				S	22,705	-	-	-	22,705			
				T	113,525	-	-	-	113,525			
42	Design and NEPA for the Construction of SITRAS Maintenance Facility and Yard. Phase 1.	Ponce	2015	F	308,842	-	-	-	308,842	Narrative Justification Prepared by the Municipality	Certification Prepared by the Municipality	Carryover Funds of the FY 2015
				S	77,211	-	-	-	77,211			
				T	386,053	-	-	-	386,053			
43	Rehabilitation of the Administrative Office of Publico Carlos Garay Terminal	Ponce	2015	F	147,445	-	-	-	147,445	Narrative Justification Prepared by the Municipality	Certification Prepared by the Municipality	Carryover Funds of the FY 2015. Associated Transit Improvements-Historic public transportation buildings.
				S	36,861	-	-	-	36,861			
				T	184,306	-	-	-	184,306			
44	Operational Assistance for the Transportation System	Ponce	2016	F	1,943,616	986,409	996,273	1,006,236	4,932,534	Narrative Justification Prepared by the Municipality	Certification Prepared by the Municipality	Carryover Funds of the $966,973 FY 2016
				S	1,943,616	986,409	996,273	1,006,236	4,932,534			
				T	3,887,232	1,972,818	1,992,546	2,012,472	9,865,068			
45	Preventive Maintenance for the Transportation System	Ponce	2016	F	1,043,816	527,127	532,398	537,722	2,641,064	Narrative Justification Prepared by the Municipality	Certification Prepared by the Municipality	Carryover Funds of the $521,908 FY 2016
				S	260,954	131,782	133,100	134,431	660,266			
				T	1,304,770	658,909	665,498	672,153	3,301,329			

COMMONWEALTH OF PUERTO RICO
PUERTO RICO DEPARTMENT OF TRANSPORTATION AND PUBLIC WORKS
PUERTO RICO HIGHWAY AND TRANSPORTATION AUTHORITY
STATEWIDE TRANSPORTATION IMPROVEMENT PROGRAM
FISCAL YEARS 2017 - 2020

SECTION: 5307 URBANIZED AREA FORMULA PROGRAM - URBANIZED AREA UNDER 200,000 POPULATION (UZA)

Num.	Project Description and Localization	Grantee	Year Entered	Annual Element		Three Year Program			Total	Project Justification	Source of Local Funds	Remarks
					2017	2018	2019	2020	Est. Cost			
46	Acquisition of Equipment to Support Operation and Administration of SITRAS	Ponce	2017	F	20,741	-	-	-	20,741	Narrative Justification Prepared by the Municipality	Certification Prepared by the Municipality	
				S	5,185	-	-	-	5,185			
				T	25,926	-	-	-	25,926			
47	Intelligence Technology Monthly Payment	Ponce	2017	F	4,800	-	-	-	4,800	Narrative Justification Prepared by the Municipality	Certification Prepared by the Municipality	
				S	1,200	-	-	-	1,200			
				T	6,000	-	-	-	6,000			
48	Employee Education/ Training	Ponce	2017	F	4,800	-	-	-	4,800	Narrative Justification Prepared by the Municipality	Certification Prepared by the Municipality	
				S	1,200	-	-	-	1,200			
				T	6,000	-	-	-	6,000			
49	Drugs and Alcohol Tests	Ponce	2017	F	5,716	-	-	-	5,716	Narrative Justification Prepared by the Municipality	Certification Prepared by the Municipality	
				S	1,429	-	-	-	1,429			
				T	7,145	-	-	-	7,145			
50	Rehab/Renov Dora Colón Clavell Terminal	Ponce	2017	F	738,400	-	-	-	738,400	Narrative Justification Prepared by the Municipality	Certification Prepared by the Municipality	
				S	184,600	-	-	-	184,600			
				T	923,000	-	-	-	923,000			

COMMONWEALTH OF PUERTO RICO
PUERTO RICO DEPARTMENT OF TRANSPORTATION AND PUBLIC WORKS
PUERTO RICO HIGHWAY AND TRANSPORTATION AUTHORITY
STATEWIDE TRANSPORTATION IMPROVEMENT PROGRAM
FISCAL YEARS 2017 - 2020

SECTION: 5307 URBANIZED AREA FORMULA PROGRAM - URBANIZED AREA UNDER 200,000 POPULATION (UZA)

Num.	Project Description and Localization	Grantee	Year Entered		Annual Element 2017	Three Year Program 2018	2019	2020	Total Est. Cost	Project Justification	Source of Local Funds	Remarks
51	Construction of the New Terminal	Villalba	2014	F	1,197,316	-	-	-	1,197,316	Narrative Justification Prepared by the Municipality	Certification Prepared by the Municipality	Carryover Funds FY 2014. Application under FTA Consideration. TrAMS # 6416-2016-1
				S	299,329	-	-	-	299,329			
				T	1,496,645	-	-	-	1,496,645			
52	Preventive Maintenance for the Vehicles of Transportation System	Villalba	2017	F	168,000	169,680	171,377	173,091	682,147	Narrative Justification Prepared by the Municipality	Certification Prepared by the Municipality	
				S	42,000	42,420	42,844	43,273	170,537			
				T	210,000	212,100	214,221	216,363	852,684			
53	Operational Assistance for the Transportation System	Villalba	2017	F	100,000	101,000	102,010	103,030	406,040	Narrative Justification Prepared by the Municipality	Certification Prepared by the Municipality	
				S	100,000	101,000	102,010	103,030	406,040			
				T	200,000	202,000	204,020	206,060	812,080			
54	Operational Assistance for Public Transportation System	Yauco	2015	F	248,217	250,699	253,206	255,738	1,007,861	Narrative Justification Prepared by the Municipality	Certification Prepared by the Municipality	
				S	248,217	250,699	253,206	255,738	1,007,861			
				T	496,434	501,398	506,412	511,476	2,015,721			
55	Operational Assistance for ADA Paratransit Services	Yauco	2015	F	96,699	97,666	98,643	99,629	392,637	Narrative Justification Prepared by the Municipality	Certification Prepared by the Municipality	
				S	96,699	97,666	98,643	99,629	392,637			
				T	193,398	195,332	197,285	199,258	785,273			

COMMONWEALTH OF PUERTO RICO
PUERTO RICO DEPARTMENT OF TRANSPORTATION AND PUBLIC WORKS
PUERTO RICO HIGHWAY AND TRANSPORTATION AUTHORITY
STATEWIDE TRANSPORTATION IMPROVEMENT PROGRAM
FISCAL YEARS 2017 - 2020

SECTION: 5307 URBANIZED AREA FORMULA PROGRAM - URBANIZED AREA UNDER 200,000 POPULATION (UZA)

Num.	Project Description and Localization	Grantee	Year Entered		Annual Element 2017	Three Year Program 2018	2019	2020	Total Est. Cost	Project Justification	Source of Local Funds	Remarks
56	Acquisition of (4) 20 to 25 passenger bus for replacenment.	Yauco	2016	F	400,000	-	-	-	400,000	Narrative Justification Prepared by the Municipality	Certification Prepared by the Municipality	Carryover Funds of the $400,000 FY 2016
				S	100,000	-	-	-	100,000			
				T	500,000	-	-	-	500,000			
57	Preventive maintenance for Public Transportation Vehicles	Yauco	2016	F	88,000	56,000	56,560	57,126	257,686	Narrative Justification Prepared by the Municipality	Certification Prepared by the Municipality	Carryover Funds of the $40,000 FY 2016
				S	22,000	14,000	14,140	14,281	64,421			
				T	110,000	70,000	70,700	71,407	322,107			
58	Acquisition of a Tow Truck Support Vehicle for ADA vehicles and Public Transportation Vehicles	Yauco	2016	F	140,000	-	-	-	140,000	Narrative Justification Prepared by the Municipality	Certification Prepared by the Municipality	Carryover Funds of the $140,000 FY 2016
				S	35,000	-	-	-	35,000			
				T	175,000	-	-	-	175,000			
59	Insurance Expenses Cost for Public Transportation Vehicles	Yauco	2016	F	16,000	-	-	-	16,000	Narrative Justification Prepared by the Municipality	Certification Prepared by the Municipality	Carryover Funds of the $8,000 FY 2016
				S	4,000	-	-	-	4,000			
				T	20,000	-	-	-	20,000			
		Total Federal Funds:			**23,414,816**	**13,701,013**	**8,764,714**	**8,667,418**	**54,547,960**			
		Total State or Local Funds:			**13,436,860**	**8,494,811**	**7,311,432**	**7,338,311**	**36,581,414**			
		Total			**36,842,951**	**22,195,824**	**16,076,146**	**16,005,728**	**91,120,649**			

Commonwealth of Puerto Rico
Puerto Rico Department of Transportation and Public Works
Puerto Rico Highway and Transportation Authority

Statewide Transportation Improvement Program (STIP)
Fiscal Years 2017-2020

FEDERAL TRANSIT ADMINISTRATION (FTA)

Urbanized Area Under 200,000 in Population (UZA)

Section 5310

COMMONWEALTH OF PUERTO RICO
PUERTO RICO DEPARTMENT OF TRANSPORTATION AND PUBLIC WORKS
PUERTO RICO HIGHWAY AND TRANSPORTATION AUTHORITY
STATEWIDE TRANSPORTATION IMPROVEMENT PROGRAM
FISCAL YEARS 2017 - 2020

Section 5310: Enhanced Mobility of Seniors and Persons with Disabilities, Urbanized Area Under 200,000 in Population Formula Program (UZA)

Num.	Project Description and Localization	Grantee	Year Entered	Annual Element		Three Year Program			Total	Project Justification	Source of Local Funds	Remarks
					2017	2018	2019	2020	Est. Cost			
1	Acquisition of one (16 passengers) Mini bus for Estancias Presbiterianas del Ángel, Inc." (Hormigueros)	PRHTA	2017	F	72,000	-	-	-	72,000	Narrative Justification Prepared by the Non-Profit Organization	Certification Prepared by the by the Non-Profit Organization	
				S	18,000	-	-	-	18,000			
				T	90,000	-	-	-	90,000			
2	Acquisition of one (16 passengers) Mini bus for Hogar San Antonio, Inc. (Guayama)	PRHTA	2017	F	72,000	-	-	-	72,000	Narrative Justification Prepared by the Non-Profit Organization	Certification Prepared by the by the Non-Profit Organization	
				S	18,000	-	-	-	18,000			
				T	90,000	-	-	-	90,000			
3	Aqcuisition of one (11) Passengers Paratransit Van for "Casa Dorada, Inc."(Ponce)	PRHTA	2017	F	71,000	-	-	-	71,000	Narrative Justification Prepared by the Non-Profit Organization	Certification Prepared by the by the Non-Profit Organization	
				S	17,750	-	-	-	17,750			
				T	88,750	-	-	-	88,750			
4	Acquisition of One (11 passengers) Paratransit Van for Municipality of Luquillo	PRHTA	2017	F	71,000	-	-	-	71,000	Narrative Justification Prepared by the Municipality	Certification Prepared by the Municipality	
				S	17,750	-	-	-	17,750			
				T	88,750	-	-	-	88,750			
5	Acquisition of one (16 passengers) Mini bus for Hogar Adventista, Inc. (Edificio Inés María Mendoza) (Naguabo)	PRHTA	2017	F	72,000	-	-	-	72,000	Narrative Justification Prepared by the Municipality	Certification Prepared by the Municipality	
				S	18,000	-	-	-	18,000			
				T	90,000	-	-	-	90,000			

COMMONWEALTH OF PUERTO RICO
PUERTO RICO DEPARTMENT OF TRANSPORTATION AND PUBLIC WORKS
PUERTO RICO HIGHWAY AND TRANSPORTATION AUTHORITY
STATEWIDE TRANSPORTATION IMPROVEMENT PROGRAM
FISCAL YEARS 2017 - 2020

Section 5310: Enhanced Mobility of Seniors and Persons with Disabilities, Urbanized Area Under 200,000 in Population Formula Program (UZA)

Num.	Project Description and Localization	Grantee	Year Entered	Annual Element		Three Year Program			Total	Project Justification	Source of Local Funds	Remarks
					2017	2018	2019	2020	Est. Cost			
6	Acquisition of One (11) Passengers Paratransit Van for Non-Emergency Transportation Services in the Municipality of Arroyo	PRHTA	2016	F	71,000	-	-	-	71,000	Narrative Justification Prepared by the Municipality	Certification Prepared by the Municipality	
				S	17,750	-	-	-	17,750			
				T	88,750	-	-	-	88,750			
7	Acquisition of One (11) Passengers Paratransit Van for Non-Emergency Transportation Services in the Municipality of Cabo Rojo	PRHTA	2016	F	71,000	-	-	-	71,000	Narrative Justification Prepared by the Municipality	Certification Prepared by the Municipality	
				S	17,750	-	-	-	17,750			
				T	88,750	-	-	-	88,750			
8	Acquisition of One (11) Passengers Paratransit Van for Non-Emergency Transportation Services in the Municipality of Camuy	PRHTA	2016	F	71,000	-	-	-	71,000	Narrative Justification Prepared by the Municipality	Certification Prepared by the Municipality	
				S	17,750	-	-	-	17,750			
				T	88,750	-	-	-	88,750			
9	Acquisition of One (11) Passengers Paratransit Van for Non-Emergency Transportation Services in the Municipality of Fajardo	PRHTA	2016	F	71,000	-	-	-	71,000	Narrative Justification Prepared by the Municipality	Certification Prepared by the Municipality	
				S	17,750	-	-	-	17,750			
				T	88,750	-	-	-	88,750			
10	Acquisition of One (11) Passengers Paratransit Van for Non-Emergency Transportation Services in the Municipality of Guánica	PRHTA	2016	F	71,000	-	-	-	71,000	Narrative Justification Prepared by the Municipality	Certification Prepared by the Municipality	
				S	17,750	-	-	-	17,750			
				T	88,750	-	-	-	88,750			

COMMONWEALTH OF PUERTO RICO
PUERTO RICO DEPARTMENT OF TRANSPORTATION AND PUBLIC WORKS
PUERTO RICO HIGHWAY AND TRANSPORTATION AUTHORITY
STATEWIDE TRANSPORTATION IMPROVEMENT PROGRAM
FISCAL YEARS 2017 - 2020

Section 5310: Enhanced Mobility of Seniors and Persons with Disabilities, Urbanized Area Under 200,000 in Population Formula Program (UZA)

Num.	Project Description and Localization	Grantee	Year Entered	Annual Element		Three Year Program			Total	Project Justification	Source of Local Funds	Remarks
					2017	2018	2019	2020	Est. Cost			
11	Acquisition of One (11) Passengers Paratransit Van for Non-Emergency Transportation Services in the Municipality of Guayama	PRHTA	2016	F	71,000	-	-	-	71,000	Narrative Justification Prepared by the Municipality	Certification Prepared by the Municipality	
				S	17,750	-	-	-	17,750			
				T	88,750	-	-	-	88,750			
12	Acquisition of One (11) Passengers Paratransit Van for Non-Emergency Transportation Services in the Municipality of Guayanilla	PRHTA	2016	F	71,000	-	-	-	71,000	Narrative Justification Prepared by the Municipality	Certification Prepared by the Municipality	
				S	17,750	-	-	-	17,750			
				T	88,750	-	-	-	88,750			
13	Acquisition of One (11) Passengers Paratransit Van for Non-Emergency Transportation Services in the Municipality of Juana Díaz	PRHTA	2016	F	71,000	-	-	-	71,000	Narrative Justification Prepared by the Municipality	Certification Prepared by the Municipality	
				S	17,750	-	-	-	17,750			
				T	88,750	-	-	-	88,750			
14	Acquisition of One (11) Passengers Paratransit Van for Non-Emergency Transportation Services in the Municipality of Lajas	PRHTA	2016	F	71,000	-	-	-	71,000	Narrative Justification Prepared by the Municipality	Certification Prepared by the Municipality	
				S	17,750	-	-	-	17,750			
				T	88,750	-	-	-	88,750			
15	Acquisition of One (11) Passengers Paratransit Van for Non-Emergency Transportation Services in the Municipality of Luquillo	PRHTA	2016	F	71,000	-	-	-	71,000	Narrative Justification Prepared by the Municipality	Certification Prepared by the Municipality	
				S	17,750	-	-	-	17,750			
				T	88,750	-	-	-	88,750			

COMMONWEALTH OF PUERTO RICO
PUERTO RICO DEPARTMENT OF TRANSPORTATION AND PUBLIC WORKS
PUERTO RICO HIGHWAY AND TRANSPORTATION AUTHORITY
STATEWIDE TRANSPORTATION IMPROVEMENT PROGRAM
FISCAL YEARS 2017 - 2020

Section 5310: Enhanced Mobility of Seniors and Persons with Disabilities, Urbanized Area Under 200,000 in Population Formula Program (UZA)

Num.	Project Description and Localization	Grantee	Year Entered	Annual Element		Three Year Program			Total	Project Justification	Source of Local Funds	Remarks
					2017	2018	2019	2020	Est. Cost			
16	Acquisition of One (11) Passengers Paratransit Van for Non-Emergency Transportation Services in the Municipality of Mayagüez	PRHTA	2016	F	71,000	-	-	-	71,000	Narrative Justification Prepared by the Municipality	Certification Prepared by the Municipality	
				S	17,750	-	-	-	17,750			
				T	88,750	-	-	-	88,750			
17	Acquisition of One (11) Passengers Paratransit Van for Non-Emergency Transportation Services in the Municipality of Ponce	PRHTA	2016	F	71,000	-	-	-	71,000	Narrative Justification Prepared by the Municipality	Certification Prepared by the Municipality	
				S	17,750	-	-	-	17,750			
				T	88,750	-	-	-	88,750			
18	Acquisition of One (11) Passengers Paratransit Van for Non-Emergency Transportation Services in the Municipality of Sabana Grande	PRHTA	2016	F	71,000	-	-	-	71,000	Narrative Justification Prepared by the Municipality	Certification Prepared by the Municipality	
				S	17,750	-	-	-	17,750			
				T	88,750	-	-	-	88,750			
19	Acquisition of One (11) Passengers Paratransit Van for Non-Emergency Transportation Services in the Municipality of San Germán	PRHTA	2016	F	71,000	-	-	-	71,000	Narrative Justification Prepared by the Municipality	Certification Prepared by the Municipality	
				S	17,750	-	-	-	17,750			
				T	88,750	-	-	-	88,750			
20	Acquisition of One (11) Passengers Paratransit Van for Non-Emergency Transportation Services in the Municipality of Villalba	PRHTA	2016	F	71,000	-	-	-	71,000	Narrative Justification Prepared by the Municipality	Certification Prepared by the Municipality	
				S	17,750	-	-	-	17,750			
				T	88,750	-	-	-	88,750			

COMMONWEALTH OF PUERTO RICO
PUERTO RICO DEPARTMENT OF TRANSPORTATION AND PUBLIC WORKS
PUERTO RICO HIGHWAY AND TRANSPORTATION AUTHORITY
STATEWIDE TRANSPORTATION IMPROVEMENT PROGRAM
FISCAL YEARS 2017 - 2020

Section 5310: Enhanced Mobility of Seniors and Persons with Disabilities, Urbanized Area Under 200,000 in Population Formula Program (UZA)

Num.	Project Description and Localization	Grantee	Year Entered	Annual Element		Three Year Program			Total	Project Justification	Source of Local Funds	Remarks
					2017	2018	2019	2020	Est. Cost			
21	Acquisition of One (11) Passengers Paratransit Van for Non-Emergency Transportation Services in the Municipality of Arroyo	PRHTA	2016	F	71,000	-	-	-	71,000	Narrative Justification Prepared by the Municipality	Certification Prepared by the Municipality	**Approved in TrAMS Grant # PR-2016-007-00-00**
				S	17,750	-	-	-	17,750			
				T	88,750	-	-	-	88,750			
22	Acquisition of One (11) Passengers Paratransit Van for Non-Emergency Transportation Services in the Municipality of Barceloneta	PRHTA	2016	F	71,000	-	-	-	71,000	Narrative Justification Prepared by the Municipality	Certification Prepared by the Municipality	**Approved in TrAMS Grant # PR-2016-007-00-00**
				S	17,750	-	-	-	17,750			
				T	88,750	-	-	-	88,750			
23	Acquisition of One (11) Passengers Paratransit Van for Non-Emergency Transportation Services in the Municipality of Cabo Rojo	PRHTA	2016	F	71,000	-	-	-	71,000	Narrative Justification Prepared by the Municipality	Certification Prepared by the Municipality	**Approved in TrAMS Grant # PR-2016-007-00-00**
				S	17,750	-	-	-	17,750			
				T	88,750	-	-	-	88,750			
24	Acquisition of One (11) Passengers Paratransit Van for Non-Emergency Transportation Services in the Municipality of Camuy	PRHTA	2016	F	71,000	-	-	-	71,000	Narrative Justification Prepared by the Municipality	Certification Prepared by the Municipality	**Approved in TrAMS Grant # PR-2016-007-00-00**
				S	17,750	-	-	-	17,750			
				T	88,750	-	-	-	88,750			
25	Acquisition of One (11) Passengers Paratransit Van for Non-Emergency Transportation Services in the Municipality of Fajardo	PRHTA	2016	F	71,000	-	-	-	71,000	Narrative Justification Prepared by the Municipality	Certification Prepared by the Municipality	**Approved in TrAMS Grant # PR-2016-007-00-00**
				S	17,750	-	-	-	17,750			
				T	88,750	-	-	-	88,750			

COMMONWEALTH OF PUERTO RICO
PUERTO RICO DEPARTMENT OF TRANSPORTATION AND PUBLIC WORKS
PUERTO RICO HIGHWAY AND TRANSPORTATION AUTHORITY
STATEWIDE TRANSPORTATION IMPROVEMENT PROGRAM
FISCAL YEARS 2017 - 2020

Section 5310: Enhanced Mobility of Seniors and Persons with Disabilities, Urbanized Area Under 200,000 in Population Formula Program (UZA)

Num.	Project Description and Localization	Grantee	Year Entered	Annual Element		Three Year Program			Total	Project Justification	Source of Local Funds	Remarks
					2017	2018	2019	2020	Est. Cost			
26	Acquisition of One (11) Passengers Paratransit Van for Non-Emergency Transportation Services in the Municipality of Guánica	PRHTA	2016	F	71,000	-	-	-	71,000	Narrative Justification Prepared by the Municipality	Certification Prepared by the Municipality	**Approved in TrAMS Grant # PR-2016-007-00-00**
				S	17,750	-	-	-	17,750			
				T	88,750	-	-	-	88,750			
27	Acquisition of One (11) Passengers Paratransit Van for Non-Emergency Transportation Services in the Municipality of Guayama	PRHTA	2016	F	71,000	-	-	-	71,000	Narrative Justification Prepared by the Municipality	Certification Prepared by the Municipality	**Approved in TrAMS Grant # PR-2016-007-00-00**
				S	17,750	-	-	-	17,750			
				T	88,750	-	-	-	88,750			
28	Acquisition of One (11) Passengers Paratransit Van for Non-Emergency Transportation Services in the Municipality of Guayanilla	PRHTA	2016	F	71,000	-	-	-	71,000	Narrative Justification Prepared by the Municipality	Certification Prepared by the Municipality	**Approved in TrAMS Grant # PR-2016-007-00-00**
				S	17,750	-	-	-	17,750			
				T	88,750	-	-	-	88,750			
29	Acquisition of One (11) Passengers Paratransit Van for Non-Emergency Transportation Services in the Municipality of Hatillo	PRHTA	2016	F	71,000	-	-	-	71,000	Narrative Justification Prepared by the Municipality	Certification Prepared by the Municipality	**Approved in TrAMS Grant # PR-2016-007-00-00**
				S	17,750	-	-	-	17,750			
				T	88,750	-	-	-	88,750			
30	Acquisition of One (11) Passengers Paratransit Van for Non-Emergency Transportation Services in the Municipality of Hormigueros	PRHTA	2016	F	71,000	-	-	-	71,000	Narrative Justification Prepared by the Municipality	Certification Prepared by the Municipality	**Approved in TrAMS Grant # PR-2016-007-00-00**
				S	17,750	-	-	-	17,750			
				T	88,750	-	-	-	88,750			

COMMONWEALTH OF PUERTO RICO
PUERTO RICO DEPARTMENT OF TRANSPORTATION AND PUBLIC WORKS
PUERTO RICO HIGHWAY AND TRANSPORTATION AUTHORITY
STATEWIDE TRANSPORTATION IMPROVEMENT PROGRAM
FISCAL YEARS 2017 - 2020

Section 5310: Enhanced Mobility of Seniors and Persons with Disabilities, Urbanized Area Under 200,000 in Population Formula Program (UZA)

Num.	Project Description and Localization	Grantee	Year Entered	Annual Element		Three Year Program			Total	Project Justification	Source of Local Funds	Remarks
					2017	2018	2019	2020	Est. Cost			
31	Acquisition of One (11) Passengers Paratransit Van for Non-Emergency Transportation Services in the Municipality of Juana Díaz	PRHTA	2016	F	71,000	-	-	-	71,000	Narrative Justification Prepared by the Municipality	Certification Prepared by the Municipality	**Approved in TrAMS Grant # PR-2016-007-00-00**
				S	17,750	-	-	-	17,750			
				T	88,750	-	-	-	88,750			
32	Acquisition of One (11) Passengers Paratransit Van for Non-Emergency Transportation Services in the Municipality of Lajas	PRHTA	2016	F	71,000	-	-	-	71,000	Narrative Justification Prepared by the Municipality	Certification Prepared by the Municipality	**Approved in TrAMS Grant # PR-2016-007-00-00**
				S	17,750	-	-	-	17,750			
				T	88,750	-	-	-	88,750			
33	Acquisition of One (11) Passengers Paratransit Van for Non-Emergency Transportation Services in the Municipality of Luquillo	PRHTA	2016	F	71,000	-	-	-	71,000	Narrative Justification Prepared by the Municipality	Certification Prepared by the Municipality	**Approved in TrAMS Grant # PR-2016-007-00-00**
				S	17,750	-	-	-	17,750			
				T	88,750	-	-	-	88,750			
34	Acquisition of One (11) Passengers Paratransit Van for Non-Emergency Transportation Services in the Municipality of Mayagüez	PRHTA	2016	F	71,000	-	-	-	71,000	Narrative Justification Prepared by the Municipality	Certification Prepared by the Municipality	**Approved in TrAMS Grant # PR-2016-007-00-00**
				S	17,750	-	-	-	17,750			
				T	88,750	-	-	-	88,750			
35	Acquisition of One (11) Passengers Paratransit Van for Non-Emergency Transportation Services in the Municipality of Ponce	PRHTA	2016	F	71,000	-	-	-	71,000	Narrative Justification Prepared by the Municipality	Certification Prepared by the Municipality	**Approved in TrAMS Grant # PR-2016-007-00-00**
				S	17,750	-	-	-	17,750			
				T	88,750	-	-	-	88,750			

COMMONWEALTH OF PUERTO RICO
PUERTO RICO DEPARTMENT OF TRANSPORTATION AND PUBLIC WORKS
PUERTO RICO HIGHWAY AND TRANSPORTATION AUTHORITY
STATEWIDE TRANSPORTATION IMPROVEMENT PROGRAM
FISCAL YEARS 2017 - 2020

Section 5310: Enhanced Mobility of Seniors and Persons with Disabilities, Urbanized Area Under 200,000 in Population Formula Program (UZA)

Num.	Project Description and Localization	Grantee	Year Entered	Annual Element		Three Year Program			Total	Project Justification	Source of Local Funds	Remarks
					2017	2018	2019	2020	Est. Cost			
36	Acquisition of One (11) Passengers Paratransit Van for Non-Emergency Transportation Services in the Municipality of Quebradillas	PRHTA	2016	F	71,000	-	-	-	71,000	Narrative Justification Prepared by the Municipality	Certification Prepared by the Municipality	**Approved in TrAMS Grant # PR-2016-007-00-00**
				S	17,750	-	-	-	17,750			
				T	88,750	-	-	-	88,750			
37	Acquisition of One (11) Passengers Paratransit Van for Non-Emergency Transportation Services in the Municipality of Sabana Grande	PRHTA	2016	F	71,000	-	-	-	71,000	Narrative Justification Prepared by the Municipality	Certification Prepared by the Municipality	**Approved in TrAMS Grant # PR-2016-007-00-00**
				S	17,750	-	-	-	17,750			
				T	88,750	-	-	-	88,750			
38	Acquisition of One (11) Passengers Paratransit Van for Non-Emergency Transportation Services in the Municipality of San Germán	PRHTA	2016	F	71,000	-	-	-	71,000	Narrative Justification Prepared by the Municipality	Certification Prepared by the Municipality	**Approved in TrAMS Grant # PR-2016-007-00-00**
				S	17,750	-	-	-	17,750			
				T	88,750	-	-	-	88,750			
39	Acquisition of One (11) Passengers Paratransit Van for Non-Emergency Transportation Services in the Municipality of Villalba	PRHTA	2016	F	71,000	-	-	-	71,000	Narrative Justification Prepared by the Municipality	Certification Prepared by the Municipality	**Approved in TrAMS Grant # PR-2016-007-00-00**
				S	17,750	-	-	-	17,750			
				T	88,750	-	-	-	88,750			
40	Acquisition of One (11) Passengers Paratransit Van for Non-Emergency Transportation Services in the Municipality of Yauco	PRHTA	2016	F	71,000	-	-	-	71,000	Narrative Justification Prepared by the Municipality	Certification Prepared by the Municipality	**Approved in TrAMS Grant # PR-2016-007-00-00**
				S	17,750	-	-	-	17,750			
				T	88,750	-	-	-	88,750			

COMMONWEALTH OF PUERTO RICO
PUERTO RICO DEPARTMENT OF TRANSPORTATION AND PUBLIC WORKS
PUERTO RICO HIGHWAY AND TRANSPORTATION AUTHORITY
STATEWIDE TRANSPORTATION IMPROVEMENT PROGRAM
FISCAL YEARS 2017 - 2020

Section 5310: Enhanced Mobility of Seniors and Persons with Disabilities, Urbanized Area Under 200,000 in Population Formula Program (UZA)

Num.	Project Description and Localization	Grantee	Year Entered	Annual Element		Three Year Program			Total	Project Justification	Source of Local Funds	Remarks
					2017	2018	2019	2020	Est. Cost			
41	Program Administration	PRHTA	2015	F	194,528	-	-	-	194,528			
				S	-	-	-	-	-			
				T	194,528	-	-	-	194,528			
42	Program Administration	PRHTA	2016	F	195,065	-	-	-	195,065			
				S	-	-	-	-	-			
				T	195,065	-	-	-	195,065			
43	Projects for Elderly and Persons with Disabilities Program for Municipalities Belong on UZA's <200,000	PRHTA	2016	F	1,950,647	-	-	-	1,950,647			
				S	-	-	-	-	-			
				T	1,950,647	-	-	-	1,950,647			
		Total Federal Funds:			**1,812,592**	**-**	**-**	**-**	**1,812,592**			
		Total State or Local Funds:			**355,750**	**-**	**-**	**-**	**355,750**			
		Total			**2,168,342**	**-**	**-**	**-**	**2,168,342**			

Commonwealth of Puerto Rico
Puerto Rico Department of Transportation and Public Works
Puerto Rico Highway and Transportation Authority

Statewide Transportation Improvement Program (STIP)
Fiscal Years 2017-2020

FEDERAL TRANSIT ADMINISTRATION (FTA)

Urbanized Area Under 200,000 in Population (UZA)

Section 5337

COMMONWEALTH OF PUERTO RICO
PUERTO RICO DEPARTMENT OF TRANSPORTATION AND PUBLIC WORKS
PUERTO RICO HIGHWAY AND TRANSPORTATION AUTHORITY
STATEWIDE TRANSPORTATION IMPROVEMENT PROGRAM
FISCAL YEARS 2017 - 2020

SECTION 5337: HIGH INTENSITY FIXED GUIDEWAY STATE OF GOOD REPAIR,Urbanized Area Under 200,000 in Population Formula Program (UZA)

Num.	Description	Grantee	Year Apportioned		Annual Element 2017	Three Years Program 2018	2019	2020	Total Est. Cost	Project Justification	Source of Local Funds	Remarks
1	Projects for High Intensity Fixed Guideway State of Good Repair for Municipalities Belong on UZA's >200,000	Statewide in the UZA >200,000	2017	F	1,986,642	-	-	-	1,986,642			
				S	496,661	-	-	-	496,661			
				T	2,483,303	-	-	-	2,483,303			
		Total Federal Funds:			1,986,642	-	-	-	1,986,642			
		Total State or Local Funds:			496,661	-	-	-	496,661			
		Total			2,483,303	-	-	-	2,483,303			

Commonwealth of Puerto Rico
Puerto Rico Department of Transportation and Public Works
Puerto Rico Highway and Transportation Authority

Statewide Transportation Improvement Program (STIP)
Fiscal Years 2017-2020

FEDERAL TRANSIT ADMINISTRATION (FTA)

Urbanized Area Under 200,000 in Population (UZA)

Section 5339

COMMONWEALTH OF PUERTO RICO
PUERTO RICO DEPARTMENT OF TRANSPORTATION AND PUBLIC WORKS
PUERTO RICO HIGHWAY AND TRANSPORTATION AUTHORITY
STATEWIDE TRANSPORTATION IMPROVEMENT PROGRAM
FISCAL YEARS 2017 - 2020

SECTION 5339: BUS AND BUS FACILITIES FORMULA PROGRAM - URBANIZED AREA UNDER 200,000 POPULATION (UZA)

Num.	Description	Grantee	Year Entered		Annual Element 2017	Three Year Program 2018	2019	2020	Total Est. Cost	Project Justification	Source of Local Funds	Remarks	Municipality
1	Major Preventive Maintenance parts for Ferry System	PRHTA/ATM	2017	F	500,000	-	-	-	500,000			Approved in TrAMS Grant # PR-PR-2016-009-00	
				S	125,000	-	-	-	125,000				
				T	625,000	-	-	-	625,000				
2	Ferry Support Vehicles	PRHTA/ATM	2017	F	350,000	-	-	-	350,000			Approved in TrAMS Grant # PR-PR-2016-009-00	
				S	87,500	-	-	-	87,500				
				T	437,500	-	-	-	437,500				
3	Purchase Miscellaneous Equipment for Maintenance	PRHTA/ATM	2017	F	251,049	-	-	-	251,049			Approved in TrAMS Grant # PR-PR-2016-009-00	
				S	62,762	-	-	-	62,762				
				T	313,811	-	-	-	313,811				
4	Projects for Bus and Bus Facilities Formula Program for Municipalities Belong on UZA's >200,000	Statewide in the UZA >200,000	2014	F	1,453,503	-	-	-	1,453,503				
				S	363,376	-	-	-	363,376				
				T	1,816,879	-	-	-	1,816,879				
5	Projects for Bus and Bus Facilities Formula Program for Municipalities Belong on UZA's >200,000	Statewide in the UZA >200,000	2015	F	1,454,304	-	-	-	1,454,304				
				S	363,576	-	-	-	363,576				
				T	1,817,880	-	-	-	1,817,880				
6	Projects for Bus and Bus Facilities Formula Program for Municipalities Belong on UZA's >200,000	Statewide in the UZA >200,000	2016	F	1,341,072	-	-	-	1,341,072				
				S	335,268	-	-	-	335,268				
				T	1,676,340	-	-	-	1,676,340				
		Total Federal Funds:			**4,248,879**	**-**	**-**	**-**	**4,248,879**				
		Total State or Local Funds:			**1,062,220**	**-**	**-**	**-**	**1,062,220**				
		Total			**5,311,099**	**-**	**-**	**-**	**5,311,099**				

Non-Urbanized Area (NUA)

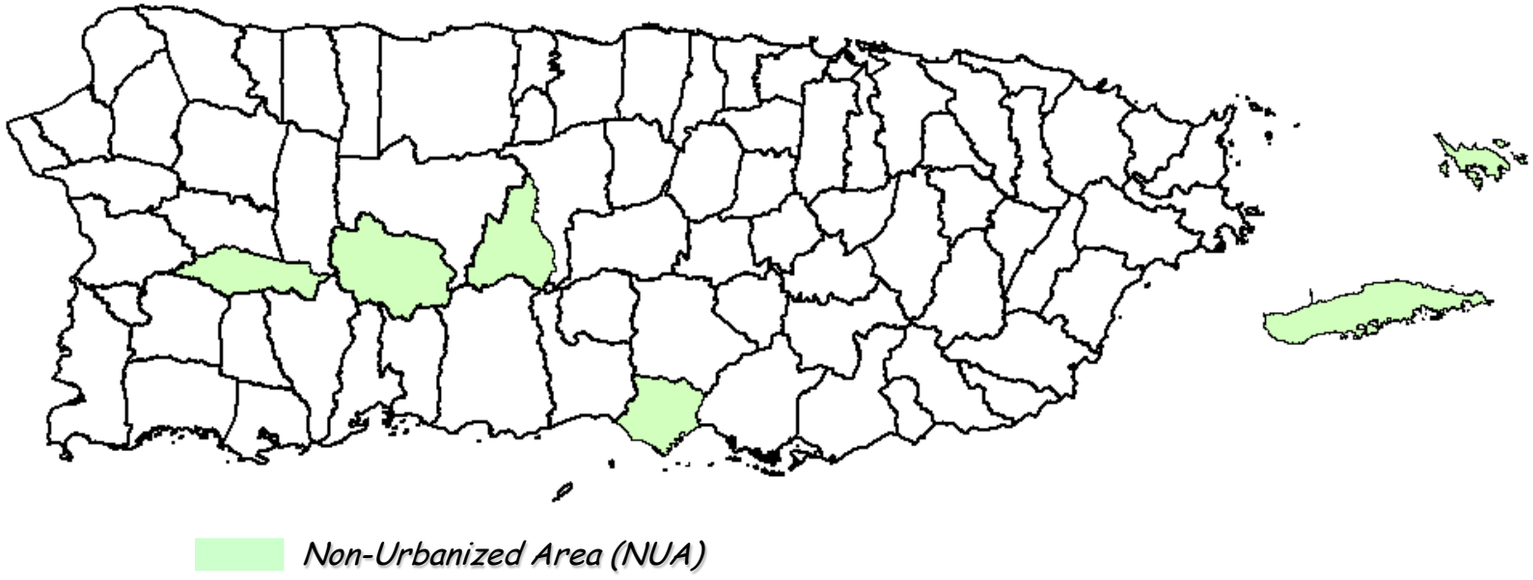

Commonwealth of Puerto Rico

Puerto Rico Department of Transportation and Public Works

Puerto Rico Highway and Transportation Authority

Statewide Transportation Improvement Program (STIP)

Fiscal Years 2017-2020

FEDERAL TRANSIT ADMINISTRATION (FTA)

Non-Urbanized Area (NUA)

(Under 50,000 in Population)

Section 5311

COMMONWEALTH OF PUERTO RICO
DEPARTMENT OF TRANSPORTATION AND PUBLIC WORKS
HIGHWAY AND TRANSPORTATION AUTHORITY
STATEWIDE TRANSPORTATION IMPROVEMENT PROGRAM
FISCAL YEARS 2017 - 2020

Section 5311: Non-Urbanized Area Formula Program

Num.	Description	Grantee	Year Apportioned		Annual Element 2017	Three Years Program 2018	2019	2020	Total Est. Cost	Project Justification	Source of Local Funds	Remarks
1	State Administration	PRHTA	2014	F	388,294	-	-	-	388,294			Carryover Funds $192,793 FY 2015 & $195,501 FY 2016
				S	-	-	-	-	-			
				T	388,294	-	-	-	388,294			
2	Intercity Bus	PRHTA	2014	F	582,441	-	-	-	582,441			Carryover Funds $289,190 FY 2015 &, $293,251 FY 2016
				S	-	-	-	-	-			
				T	728,051	-	-	-	728,051			
3	Operational Assistance for Transportation System, for the Municipality of Coamo	PRHTA	2015	F	101,505	51,515	52,030	52,550	257,601	Narrative Justification Prepared by the Municipality	Certification Prepared by the Municipality	Carryover Funds $50,500 FY 2015 & $51,005 FY 2016
				S	101,505	51,515	52,030	52,550	257,601			
				T	203,010	103,030	104,060	105,101	515,201			
4	Preventive Maintenance for Transportation System, for the Municipality of Coamo	PRHTA	2015	F	101,505	51,515	52,030	52,550	257,601	Narrative Justification Prepared by the Municipality	Certification Prepared by the Municipality	Carryover Funds $50,500 FY 2015 & $51,005 FY 2016
				S	25,376	12,879	13,008	13,138	64,400			
				T	126,881	64,394	65,038	65,688	322,001			
5	Operational Assistance for Transportation System, for the Municipality of Comerío	PRHTA	2014	F	93,288	47,345	47,818	48,297	236,748	Narrative Justification Prepared by the Municipality	Certification Prepared by the Municipality	Carryover Funds $46,876 FY 2016
				S	93,288	47,345	11,955	12,074	164,662			
				T	186,576	94,690	59,773	60,371	401,410			

COMMONWEALTH OF PUERTO RICO
DEPARTMENT OF TRANSPORTATION AND PUBLIC WORKS
HIGHWAY AND TRANSPORTATION AUTHORITY
STATEWIDE TRANSPORTATION IMPROVEMENT PROGRAM
FISCAL YEARS 2017 - 2020

Section 5311: Non-Urbanized Area Formula Program

Num.	Description	Grantee	Year Apportioned		Annual Element 2017	Three Years Program 2018	2019	2020	Total Est. Cost	Project Justification	Source of Local Funds	Remarks
6	Preventive Maintenance for Transportation System, for the Municipality of Comerío	PRHTA	2014	F	50,753	25,758	26,016	26,276	128,802	Narrative Justification Prepared by the Municipality	Certification Prepared by the Municipality	Carryover Funds $25,250 FY 2016
				S	12,688	6,440	6,504	6,569	32,201			
				T	63,441	32,198	32,519	32,845	161,003			
7	Operational Assistance for Transportation System, for the Municipality of Jayuya	PRHTA	2014	F	24,120	12,241	12,363	12,487	61,211	Narrative Justification Prepared by the Municipality	Certification Prepared by the Municipality	Carryover Funds $12,000 FY 2015 & $12,120 FY 2016
				S	24,120	12,241	12,363	12,487	61,211			
				T	48,240	24,482	24,727	24,974	122,423			
8	Preventive Maintenance for Fajardo/Vieques/Culebra Ferry System- ATM	PRHTA	2014	F	671,296	678,009	684,789	691,637	2,725,731			
				S	167,824	169,502	171,197	172,909	681,433			
				T	839,120	847,511	855,986	864,546	3,407,164			
9	Acquisition of One (1) for 11 passengers to Expand Transportation Services for the Municipality of Patillas	PRHTA	2014	F	70,000	-	-	-	70,000	Narrative Justification Prepared by the Municipality	Certification Prepared by the Municipality	Subject to Complete Study
				S	17,500	-	-	-	17,500			
				T	87,500	-	-	-	87,500			
10	Preventive Maintenance Funds for Transportation Vehicles for the Municipality of Patillas	PRHTA	2014	F	101,505	51,515	52,030	52,550	257,601	Narrative Justification Prepared by the Municipality	Certification Prepared by the Municipality	Carryover Funds $50,500 FY 2015 & $51,005 FY 2016 Subject to Submitt Additional Information
				S	25,376	12,879	13,008	13,138	64,400			
				T	126,881	64,394	65,038	65,688	322,001			

COMMONWEALTH OF PUERTO RICO
DEPARTMENT OF TRANSPORTATION AND PUBLIC WORKS
HIGHWAY AND TRANSPORTATION AUTHORITY
STATEWIDE TRANSPORTATION IMPROVEMENT PROGRAM
FISCAL YEARS 2017 - 2020

Section 5311: Non-Urbanized Area Formula Program

Num.	Description	Grantee	Year Apportioned		Annual Element 2017	Three Years Program 2018	2019	2020	Total Est. Cost	Project Justification	Source of Local Funds	Remarks
11	Operational Assistance for Transportation System, for the Municipality of Utuado	PRHTA	2014	F	139,243	70,667	71,374	72,087	353,371	Narrative Justification Prepared by the Municipality	Certification Prepared by the Municipality	Carryover Funds $69,275 FY 2015 & $69,968 FY 2016
				S	139,243	70,667	71,374	72,087	353,371			
				T	278,486	141,334	142,747	144,175	706,742			
12	Preventive Maintenance Funds for Transportation Vehicles for the Municipality of Utuado	PRHTA	2014	F	8,120	4,121	4,162	4,204	20,607	Narrative Justification Prepared by the Municipality	Certification Prepared by the Municipality	Carryover Funds $4,040 FY 2015 & $4,080 FY 2016
				S	2,030	1,030	1,041	1,051	5,152			
				T	10,150	5,151	5,203	5,255	25,759			
13	Acquisition of one (1), 16 passengers, Vehicle for Paratransit Services for the Municipality of Utuado	PRHTA	2014	F	70,000	-	-	-	70,000	Narrative Justification Prepared by the Municipality	Certification Prepared by the Municipality	Approved in TrAMS Grant # PR-18-X026-00
				S	17,500	-	-	-	17,500			
				T	87,500	-	-	-	87,500			
14	NEPA, Engineering and Design for the Improvement of Maintenance Facilities for the Municipality of Santa Isabel	PRHTA	2014	F	120,000	-	-	-	120,000	Narrative Justification Prepared by the Municipality	Certification Prepared by the Municipality	Subject to Complete Project Justification
				S	30,000	-	-	-	30,000			
				T	150,000	-	-	-	150,000			
15	Streets Sign and Stops Sing to Identify the Trolleys Route for the Municipality of Santa Isabel	PRHTA	2014	F	120,000	-	-	-	120,000	Narrative Justification Prepared by the Municipality	Certification Prepared by the Municipality	Subject to Complete Project Justification
				S	30,000	-	-	-	30,000			
				T	150,000	-	-	-	150,000			
16	Reconstruction of Sidewalk and Ramps, Renoval of Architectural Barriers for Access in the Transportation Services Stops for the Municipality of Santa Isabel	PRHTA	2014	F	320,000	-	-	-	320,000	Narrative Justification Prepared by the Municipality	Certification Prepared by the Municipality	Subject to Complete Project Justification
				S	80,000	-	-	-	80,000			
				T	400,000	-	-	-	400,000			
		Total Federal Funds:			**2,892,070**	**992,686**	**1,002,613**	**1,012,639**	**5,900,008**			
		Total State or Local Funds:			**748,951**	**384,497**	**352,479**	**356,003**	**1,841,930**			
		Total			**3,786,631**	**1,377,183**	**1,355,091**	**1,368,642**	**7,887,548**			

Commonwealth of Puerto Rico

Puerto Rico Department of Transportation and Public Works

Puerto Rico Highway and Transportation Authority

Statewide Transportation Improvement Program (STIP)

Fiscal Years 2017-2020

FEDERAL TRANSIT ADMINISTRATION (FTA)

Non-Urbanized Area (NUA)

(Under 50,000 in Population)

RTAP

COMMONWEALTH OF PUERTO RICO
DEPARTMENT OF TRANSPORTATION AND PUBLIC WORKS
HIGHWAY AND TRANSPORTATION AUTHORITY
STATEWIDE TRANSPORTATION IMPROVEMENT PROGRAM
FISCAL YEARS 2017 - 2020

Section 5311: Non Urbanized Area, RTAP

Num.	Description	Grantee	Year Apportioned		Annual Element 2017	Three Years Program 2018	2019	2020	Total Est. Cost	Project Justification	Source of Local Funds	Remarks
1	RTAP	PRHTA	2015	F	92,018	-	-	-	92,018			
				S	-	-	-	-	-			
				T	92,018	-	-	-	92,018			
2	RTAP	PRHTA	2016	F	92,882	-	-	-	92,882			
				S	-	-	-	-	-			
				T	92,882	-	-	-	92,882			
	Total Federal Funds:				**184,900**	**-**	**-**	**-**	**184,900**			
	Total State or Local Funds:				**-**	**-**	**-**	**-**	**-**			
	Total				**184,900**	**-**	**-**	**-**	**184,900**			

Commonwealth of Puerto Rico

Puerto Rico Department of Transportation and Public Works

Puerto Rico Highway and Transportation Authority

Statewide Transportation Improvement Program (STIP)

Fiscal Years 2017-2020

FEDERAL TRANSIT ADMINISTRATION (FTA)

Non-Urbanized Area (NUA)

(Under 50,000 in Population)

Section 5310

COMMONWEALTH OF PUERTO RICO
PUERTO RICO DEPARTMENT OF TRANSPORTATION AND PUBLIC WORKS
PUERTO RICO HIGHWAY AND TRANSPORTATION AUTHORITY
STATEWIDE TRANSPORTATION IMPROVEMENT PROGRAM
FISCAL YEARS 2017 - 2020

SECTION 5310: Non-Urbanized Area Formula Program

Num.	Description	Grantee	Year Entered	Annual Element		Three Year Program			Total Est. Cost	Project Justification	Source of Local Funds	Remarks
					2017	2018	2019	2020				
1	Aqcuisition of two (11) Passengers Paratransit Vans for the Municipality of Adjuntas	PRHTA	2015	F	142,000	-	-	-	142,000	Narrative Justification Prepared by the Municipality	Certification Prepared by the Municipality	
				S	35,500	-	-	-	35,500			
				T	177,500	-	-	-	177,500			
2	Acquisition of One (11) Passengers Paratransit Van for Non-Emergency Transportation Services in the Municipality of Jayuya	PRHTA	2016	F	71,000	-	-	-	71,000	Narrative Justification Prepared by the Municipality	Certification Prepared by the Municipality	
				S	17,750	-	-	-	17,750			
				T	88,750	-	-	-	88,750			
3	Acquisition of One (11) Passengers Paratransit Van for Non-Emergency Transportation Services in the Municipality of Maricao	PRHTA	2016	F	71,000	-	-	-	71,000	Narrative Justification Prepared by the Municipality	Certification Prepared by the Municipality	
				S	17,750	-	-	-	17,750			
				T	88,750	-	-	-	88,750			
4	Acquisition of One (11) Passengers Paratransit Van for Non-Emergency Transportation Services in the Municipality of Santa Isabel	PRHTA	2016	F	71,000	-	-	-	71,000	Narrative Justification Prepared by the Municipality	Certification Prepared by the Municipality	
				S	17,750	-	-	-	17,750			
				T	88,750	-	-	-	88,750			
5	Acquisition of One (11) Passengers Paratransit Van for Non-Emergency Transportation Services in the Municipality of Jayuya	PRHTA	2016	F	71,000	-	-	-	71,000	Narrative Justification Prepared by the Municipality		**Approved in TrAMS Grant # PR-2016-007-00-00**
				S	17,750	-	-	-	17,750			
				T	88,750	-	-	-	88,750			

COMMONWEALTH OF PUERTO RICO
PUERTO RICO DEPARTMENT OF TRANSPORTATION AND PUBLIC WORKS
PUERTO RICO HIGHWAY AND TRANSPORTATION AUTHORITY
STATEWIDE TRANSPORTATION IMPROVEMENT PROGRAM
FISCAL YEARS 2017 - 2020

SECTION 5310: Non-Urbanized Area Formula Program

Num.	Description	Grantee	Year Entered	Annual Element		Three Year Program			Total Est. Cost	Project Justification	Source of Local Funds	Remarks
					2017	2018	2019	2020				
6	Acquisition of One (11) Passengers Paratransit Van for Non-Emergency Transportation Services in the Municipality of Maricao	PRHTA	2016	F	71,000	-	-	-	71,000	Narrative Justification Prepared by the Municipality		**Approved in TrAMS Grant # PR-2016-007-00-00**
				S	17,750	-	-	-	17,750			
				T	88,750	-	-	-	88,750			
7	Acquisition of One (11) Passengers Paratransit Van for Non-Emergency Transportation Services in the Municipality of Santa Isabel	PRHTA	2016	F	71,000	-	-	-	71,000	Narrative Justification Prepared by the Municipality		**Approved in TrAMS Grant # PR-2016-007-00-00**
				S	17,750	-	-	-	17,750			
				T	88,750	-	-	-	88,750			
8	Acquisition of One (11) Passengers Paratransit Van for Non-Emergency Transportation Services in the Municipality of Vieques	PRHTA	2016	F	71,000	-	-	-	71,000	Narrative Justification Prepared by the Municipality		**Approved in TrAMS Grant # PR-2016-007-00-00**
				S	17,750	-	-	-	17,750			
				T	88,750	-	-	-	88,750			
9	Program Administration	PRHTA	2015	F	26,758	-	-	-	26,758			
				S	-	-	-	-	-			
				T	26,758	-	-	-	26,758			
10	Program Administration	PRHTA	2016	F	20,345	-	-	-	20,345			
				S	-	-	-	-	-			
				T	20,345	-	-	-	20,345			
11	Projects for Elderly and Persons with Disabilities Program for Municipalities Belong on UZA's <200,000	PRHTA	2016	F	203,452	-	-	-	203,452			
				S	-	-	-	-	-			
				T	203,452	-	-	-	203,452			
		Total Federal Funds:			**402,104**	**-**	**-**	**-**	**402,104**			
		Total State or Local Funds:			**88,750**	**-**	**-**	**-**	**88,750**			
		Total			**490,854**	**-**	**-**	**-**	**490,854**			

Commonwealth of Puerto Rico
Puerto Rico Department of Transportation and Public Works
Puerto Rico Highway and Transportation Authority

Statewide Transportation Improvement Program (STIP)
Fiscal Years 2017-2020

FEDERAL TRANSIT ADMINISTRATION (FTA)

FERRY BOAT PROGRAM

Section 1121

COMMONWEALTH OF PUERTO RICO
PUERTO RICO DEPARTMENT OF TRANSPORTATION AND PUBLIC WORKS
PUERTO RICO HIGHWAY AND TRANSPORTATION AUTHORITY
STATEWIDE TRANSPORTATION IMPROVEMENT PROGRAM
FISCAL YEARS 2017 - 2020

SECTION 1121: FERRY BOAT PROGRAM

Num.	Description	Grantee	Year Apportioned		Annual Element 2017	Three Years Program 2018	2019	2020	Total Est. Cost	Project Justification	Source of Local Funds	Remarks
1	Replacement of Ferries for Vieques and Culebra Routes	PRHTA/ATM	2015	F	459,500	-	-	-	459,500			Funds transferred from FHWA
				S	114,875	-	-	-	114,875			
				T	574,375	-	-	-	574,375			
		Total Federal Funds:			**459,500**	**-**	**-**	**-**	**459,500**			
		Total State or Local Funds:			**114,875**	**-**	**-**	**-**	**114,875**			
		Total			**574,375**	**-**	**-**	**-**	**574,375**			

Commonwealth of Puerto Rico

Puerto Rico Department of Transportation and Public Works

Puerto Rico Highway and Transportation Authority

Statewide Transportation Improvement Program (STIP)

Fiscal Years 2017-2020

FEDERAL HIGHWAY ADMINISTRATION (FHWA)

COMMONWEALTH OF PUERTO RICO

PUERTO RICO DEPARTMENT OF TRANSPORTATION AND PUBLIC WORKS

PUERTO RICO HIGHWAY AND TRANSPORTATION AUTHORITY

STATEWIDE TRANSPORTATION IMPROVEMENT PROGRAM

Source of Funds

CODE	DESCRIPTION	CODE	DESCRIPTION
MP10	Puerto Rico Highway 25% MAP-21	ER-80	Emergency Relief 2012 Supplement
MP1E	Puerto Rico Highway 25% MAP-21 Ext.	ER-90	Emergency Relief 2013 Supplement
MP20	Puerto Rico Highway NHPP 50%	STATE	Funding Provided by any agency of the Commonwealth of PR - Agency name will appear in the "Remarks" section.
MP2E	Puerto Rico Highway NHPP 50% Ext.	Earmark	Earmark Section 1934
MP30	Puerto Rico Highway HSIP 25%	ERFO	Emergency Relief for Federally Owned Roads
MP3E	Puerto Rico Highway HSIP 25% Ext.	ZP10	Puerto Rico Highway 25% - FAST
MP40	Puerto Rico Section 154 Penalty	ZP20	Puerto Rico Highway NHPP 50% - FAST
MP4E	Puerto Rico Section 154 Penalty Ext.	ZP30	Puerto Rico Highway HSIP 25% - FAST
MP50	Puerto Rico Section 164 Penalty	ZP40	Puerto Rico Section 154 Penalty - FAST
MP5E	Puerto Rico Section 164 Penalty Ext	ZP50	Puerto Rico Section 164 Penalty - FAST
Q920	High Priority Projects - TEA21		

Fund Reconciliation FY 2017-2020

STIP FY 2017

Code	AC #	Description	Municipality	Project Phase	STIP Line*	Federal.Share	Toll.Credits	Total.Federal Funds	State.Funds	Total Amount
ZP-10	411901	Connector	Las Marias	R	22	$ 1,120,000	$ 280,000	$ 1,400,000	$ -	$ 1,400,000
	520130	DTL Phase 1	San Juan / Trujillo Alto / Caguas	C	9	$ 6,668,520	$ 1,667,130	$ 8,335,650	$ 438,718	$ 8,774,368
	800356	Reconstruction of PR-135 km. 78.5	Adjuntas	C	37	$ 273,600	$ 68,400	$ 342,000	$ 18,000	$ 360,000
	800474	Bridge Rehabilitation	Islandwide	PE-R-C	48	$ 212,800	$ 53,200	$ 266,000	$ 14,000	$ 280,000
	800477	Pavement	Islandwide	C	40	$ 8,711,880	$ 2,177,970	$ 10,889,850	$ 573,150	$ 11,463,000
	800480	NEPA Studies	San Lorenzo	NEPA	82	$ 285,000	$ 71,250	$ 356,250	$ 18,750	$ 375,000
	900123	SPR	Islandwide	PE	44	$ 4,560,000	$ 1,140,000	$ 5,700,000	$ 300,000	$ 6,000,000
	900124	Bridge Critical Findings	Islandwide	PE-R-C	54	$ 300,200	$ 75,050	$ 375,250	$ 19,750	$ 395,000
	990133	ITS	Islandwide	C	66	$ 684,000	$ 171,000	$ 855,000	$ 45,000	$ 900,000
	019143	Puente #194	Naguabo	C	8	$ 2,888,000	$ 722,000	$ 3,610,000	$ 190,000	$ 3,800,000
	054509	Widening of PR-545 (Gabia)	Coamo	R	6	$ 1,296,000	$ 324,000	$ 1,620,000	$ -	$ 1,620,000
ZP-20	100081	ER - PR10	Utuado / Adjuntas	R	26	$ 160,000	$ 40,000	$ 200,000	$ -	$ 200,000
	301133	Additional Funds - Rio Grande - Fajardo Corridor	Rio Grande / Fajardo	NEPA	39	$ 608,000	$ 152,000	$ 760,000	$ 40,000	$ 800,000
	520130	DTL Phase 1	San Juan / Trujillo Alto / Caguas	C	9	$ 15,200,000	$ 3,800,000	$ 19,000,000	$ 1,000,000	$ 20,000,000
	800474	Bridge Rehabilitation	Islandwide	PE-R-C	48	$ 9,810,840	$ 2,452,710	$ 12,263,550	$ 645,450	$ 12,909,000
	800475	Bridge Preservation	Islandwide	PE-R-C	52	$ 760,000	$ 190,000	$ 950,000	$ 50,000	$ 1,000,000
	800477	Pavement	Islandwide	C	40	$ 9,687,070	$ 2,421,767	$ 12,108,837	$ 637,307	$ 12,746,144
	800497	Cancer Center	San Juan	C	14	$ 12,920,000	$ 3,230,000	$ 16,150,000	$ 850,000	$ 17,000,000
	800523	Noise Barriers	Bayamon / Toa Alta	PE	15	$ 532,000	$ 133,000	$ 665,000	$ 35,000	$ 700,000
	900124	Bridge Critical Findings	Islandwide	PE-R-C	56	$ 438,520	$ 109,630	$ 548,150	$ 28,850	$ 577,000
	992476	NBIS	Islandwide	D	62	$ 1,424,970	$ 356,243	$ 1,781,213	$ 93,748	$ 1,874,961
	000259	Los Almendros	Bayamon	C	17	$ 494,000	$ 123,500	$ 617,500	$ 32,500	$ 650,000
	015802	Parque Tecnologico - Phase 2	Cayey	PE	5	$ 760,000	$ 190,000	$ 950,000	$ 50,000	$ 1,000,000
	018760	Feasibility Study PR-187 Bypass	Loiza	PE	7	$ 304,000	$ 76,000	$ 380,000	$ 20,000	$ 400,000
	TBD	Environmental Study PR-5 Extension	Bayamon	NEPA	16	$ 596,600	$ 149,150	$ 745,750	$ 39,250	$ 785,000
	000213	Additional Funds - Aguadilla-Mayaguez Corridor	Aguadilla / Mayaguez	NEPA	38	$ 304,000	$ 76,000	$ 380,000	$ 20,000	$ 400,000
ZP-30	520130	DTL Phase 1	San Juan / Trujillo Alto / Caguas	C	9	$ 3,079,000	$ 769,750	$ 3,848,750	$ 202,566	$ 4,051,316
	800492	SHSP	Islandwide	D	74	$ 3,800,000	$ 950,000	$ 4,750,000	$ 250,000	$ 5,000,000
	990134	Upgrade of Safety Devices	Islandwide	C	58	$ 3,800,000	$ 950,000	$ 4,750,000	$ 250,000	$ 5,000,000
	990135	Geometric Safety Improvements	Islandwide	D - R - C	70	$ 16,321,000	$ 4,080,250	$ 20,401,250	$ 1,073,750	$ 21,475,000
ZP-40	990151	Section 154 & 164 Penalty	Islandwide	C	78	$ 1,444,000	$ 361,000	$ 1,805,000	$ 95,000	$ 1,900,000
ZP-50	990151	Section 154 & 164 Penalty	Islandwide	C	78	$ 1,444,000	$ 361,000	$ 1,805,000	$ 95,000	$ 1,900,000
Grand Total						**$ 110,888,000**	**$ 27,722,000**	**$ 138,610,000**	**$ 7,125,789**	**$ 145,735,789**

Fund Reconciliation FY 2017-2020

STIP FY 2018

Code	AC #	Description	Municipality	Project Phase	STIP Line*	Federal.Share	Toll.Credits	Total.Federal Funds	State.Funds	Total Amount
ZP-10	500023	Pedestrain Route	Rincon	C	25	$ 4,180,000	$ 1,045,000	$ 5,225,000	$ 275,000	$ 5,500,000
	800485	Pavement	Islandwide	C	41	$ 2,074,800	$ 518,700	$ 2,593,500	$ 136,500	$ 2,730,000
	800486	Bridge Rehab	Islandwide	D - R - C	49	$ 1,429,940	$ 357,485	$ 1,787,425	$ 94,075	$ 1,881,500
	800508	DTL Phase 4	San Juan / Trujillo Alto / Caguas	C	10	$ 6,102,043	$ 1,525,511	$ 7,627,554	$ 401,450	$ 8,029,004
	900128	SPR	Islandwide	D	45	$ 4,560,000	$ 1,140,000	$ 5,700,000	$ 300,000	$ 6,000,000
	900129	Bridge Critical Findings	Islandwide	D - R - C	55	$ 425,600	$ 106,400	$ 532,000	$ 28,000	$ 560,000
	990146	ITS	Islandwide	C	69	$ 380,000	$ 95,000	$ 475,000	$ 25,000	$ 500,000
	011213	Improvements to PR-112 & PR-4494	Isabela	D	20	$ 95,000	$ 23,750	$ 118,750	$ 6,250	$ 125,000
	084511	Widening PR-845	San Juan / Trujillo Alto	D	1	$ 285,000	$ 71,250	$ 356,250	$ 18,750	$ 375,000
	TBD	Puente Victor Rojas	Arecibo	C	34	$ 1,140,000	$ 285,000	$ 1,425,000	$ 75,000	$ 1,500,000
		Reversible Flyover - PR-2 & PR-22	San Juan	C	18	$ 5,947,617	$ 1,486,904	$ 7,434,521	$ 391,291	$ 7,825,812
	011191	Relocation PR-111	San Sebastian / Lares	D	27	$ 380,000	$ 95,000	$ 475,000	$ 25,000	$ 500,000
ZP-20	100081	ER - PR10	Utuado / Adjuntas	C	26	$ 5,668,733	$ 1,417,183	$ 7,085,916	$ 372,943	$ 7,458,859
	200248	Lavadero Ward (Conv. a Expreso)	Hormigueros	C	33	$ 10,450,314	$ 2,612,578	$ 13,062,892	$ 687,521	$ 13,750,413
	520129	Truck Weigh Station	Juana Diaz	C	32	$ 760,000	$ 190,000	$ 950,000	$ 50,000	$ 1,000,000
	800485	Pavement	Islandwide	C	41	$ 10,042,689	$ 2,510,672	$ 12,553,362	$ 660,703	$ 13,214,065
	800486	Bridge Rehabilitation	Islandwide	D - R - C	49	$ 5,650,220	$ 1,412,555	$ 7,062,775	$ 371,725	$ 7,434,500
	800487	Bridge Preservation	Islandwide	D - R - C	53	$ 1,591,440	$ 397,860	$ 1,989,300	$ 104,700	$ 2,094,000
	800508	DTL Phase 4	San Juan / Trujillo Alto / Caguas	C	10	$ 7,552,257	$ 1,888,064	$ 9,440,321	$ 496,859	$ 9,937,180
	900129	Bridge Critical Findings	Islandwide	D - R - C	55	$ 4,338,080	$ 1,084,520	$ 5,422,600	$ 285,400	$ 5,708,000
	990146	ITS	Islandwide	C	69	$ 1,425,000	$ 356,250	$ 1,781,250	$ 93,750	$ 1,875,000
	992477	NBIS	Islandwide	D	65	$ 1,361,267	$ 340,317	$ 1,701,584	$ 89,557	$ 1,791,141
	000218	Aguadilla Airport	Aguadilla	R	21	$ 800,000	$ 200,000	$ 1,000,000	$ -	$ 1,000,000
	010029	Widening PR-100	Cabo Rojo	R	30	$ 560,000	$ 140,000	$ 700,000	$ -	$ 700,000
	TBD	Reversible Flyover - PR-2 & PR-22	San Juan	C	18	$ 3,800,000	$ 950,000	$ 4,750,000	$ 250,000	$ 5,000,000
ZP-30	800493	SHSP	Islandwide	D	77	$ 2,280,000	$ 570,000	$ 2,850,000	$ 150,000	$ 3,000,000
	800508	DTL Phase 4	San Juan / Trujillo Alto / Caguas	C	10	$ 7,691,871	$ 1,922,968	$ 9,614,838	$ 506,044	$ 10,120,883
	990144	Upgrade of Safety Devices	Islandwide	C	61	$ 2,682,800	$ 670,700	$ 3,353,500	$ 176,500	$ 3,530,000
	990145	Geometric Safety Improvements	Islandwide	D - R - C	73	$ 14,094,413	$ 3,523,603	$ 17,618,016	$ 927,264	$ 18,545,280
	TBD	Reversible Flyover - PR-2 & PR-22	San Juan	C	18	$ 250,915	$ 62,729	$ 313,644	$ 16,508	$ 330,152
ZP-40	990152	Section 154 & 164 Penalty	Islandwide	C	81	$ 1,444,000	$ 361,000	$ 1,805,000	$ 95,000	$ 1,900,000
ZP-50	990152	Section 154 & 164 Penalty	Islandwide	C	81	$ 1,444,000	$ 361,000	$ 1,805,000	$ 95,000	$ 1,900,000
Grand Total						**$ 110,887,999**	**$ 27,722,000**	**$ 138,609,999**	**$ 7,205,789**	**$ 145,815,788**

Fund Reconciliation FY 2017-2020

STIP FY 2019

Code	AC #	Description	Municipality	Project Phase	STIP Line*	Federal.Share	Toll.Credits	Total.Federal Funds	State.Funds	Total Amount
ZP-10	300124	DTL Phase 5	San Juan / Trujillo Alto / Caguas	C	11	$ 4,366,446	$ 1,091,612	$ 5,458,058	$ 287,266	$ 5,745,324
	411901	Connector	Las Marias	C	22	$ 2,280,000	$ 570,000	$ 2,850,000	$ 150,000	$ 3,000,000
	800511	Pavement	Islandwide	C	42	$ 6,635,554	$ 1,658,888	$ 8,294,442	$ 436,550	$ 8,730,992
	800512	Bridge Rehab	Islandwide	C	50	$ 1,900,000	$ 475,000	$ 2,375,000	$ 125,000	$ 2,500,000
	900132	SPR	Islandwide	D	46	$ 4,560,000	$ 1,140,000	$ 5,700,000	$ 300,000	$ 6,000,000
	990153	ITS	Islandwide	C	70	$ 1,140,000	$ 285,000	$ 1,425,000	$ 75,000	$ 1,500,000
	011213	Improvements to PR-112 & PR-4494	Isabela	R	20	$ 500,000	$ 125,000	$ 625,000	$ -	$ 625,000
	017242	Connector	Cidra	R	2	$ 2,400,000	$ 600,000	$ 3,000,000	$ -	$ 3,000,000
	020802	Aguas Buenas Bypass	Aguas Buenas	R	3	$ 1,820,000	$ 455,000	$ 2,275,000	$ -	$ 2,275,000
	047205	Connector	Isabela	D	23	$ 570,000	$ 142,500	$ 712,500	$ 37,500	$ 750,000
				R	23	$ 600,000	$ 150,000	$ 750,000	$ -	$ 750,000
	010194	Barranquitas South Bypass	Barranquitas	D	19	$ 228,000	$ 57,000	$ 285,000	$ 15,000	$ 300,000
ZP-20	100055	PR-10	Utuado / Adjuntas	R	35	$ 2,530,000	$ 632,500	$ 3,162,500	$ -	$ 3,162,500
	100076	PR-10	Adjuntas	C	36	$ 6,460,000	$ 1,615,000	$ 8,075,000	$ 425,000	$ 8,500,000
	200200	Overpass	Mayaguez	R	28	$ 1,600,000	$ 400,000	$ 2,000,000	$ -	$ 2,000,000
	800509	DTL - ITS	San Juan / Trujillo Alto / Caguas	C	12	$ 9,299,680	$ 2,324,920	$ 11,624,600	$ 611,821	$ 12,236,421
	800510	DTL - Noise Barriers	San Juan / Trujillo Alto / Caguas	C	13	$ 4,560,000	$ 1,140,000	$ 5,700,000	$ 300,000	$ 6,000,000
	800511	Pavement	Islandwide	C	42	$ 11,552,000	$ 2,888,000	$ 14,440,000	$ 760,000	$ 15,200,000
	800512	Bridge Rehab	Islandwide	C	50	$ 8,213,320	$ 2,053,330	$ 10,266,650	$ 540,350	$ 10,807,000
	900133	Bridge Critical Findings	Islandwide	C	58	$ 2,128,000	$ 532,000	$ 2,660,000	$ 140,000	$ 2,800,000
	990153	ITS	Islandwide	C	70	$ 1,444,000	$ 361,000	$ 1,805,000	$ 95,000	$ 1,900,000
	992478	NBIS	Islandwide	C	66	$ 1,330,000	$ 332,500	$ 1,662,500	$ 87,500	$ 1,750,000
	012201	Connector Phase II	Lajas / San German	R	29	$ 1,500,000	$ 375,000	$ 1,875,000	$ -	$ 1,875,000
			Lajas / San German	D	29	$ 475,000	$ 118,750	$ 593,750	$ 31,250	$ 625,000
	015801	Parque Tecnologico Phase 1	Cayey	C	4	$ -	$ -	$ -	$ 13,000,000	$ 13,000,000
	015802	Parque Tecnologico - Phase 2	Cayey	D	5	$ 608,000	$ 152,000	$ 760,000	$ 40,000	$ 800,000
				R	5	$ 800,000	$ 200,000	$ 1,000,000	$ -	$ 1,000,000
	018760	Feasibility Study PR-187 Bypass	Loiza	R	7	$ 1,500,000	$ 375,000	$ 1,875,000	$ -	$ 1,875,000
ZP-30	300124	DTL Phase 5	San Juan / Trujillo Alto / Caguas	C	11	$ 1,350,000	$ 337,500	$ 1,687,500	$ 88,816	$ 1,776,316
	800514	Geometric Safety Improvements	Islandwide	C	74	$ 18,088,000	$ 4,522,000	$ 22,610,000	$ 1,190,000	$ 23,800,000
	800515	SHSP	Islandwide	C	78	$ 4,392,800	$ 1,098,200	$ 5,491,000	$ 289,000	$ 5,780,000
	990155	Upgrade of Safety Devices	Islandwide	C	62	$ 3,169,200	$ 792,300	$ 3,961,500	$ 208,500	$ 4,170,000
ZP-40	990154	Section 154 & 164 Penalty	Islandwide	C	82	$ 1,444,000	$ 361,000	$ 1,805,000	$ 95,000	$ 1,900,000
ZP-50	990154	Section 154 & 164 Penalty	Islandwide	C	82	$ 1,444,000	$ 361,000	$ 1,805,000	$ 95,000	$ 1,900,000
Grand Total						**$ 110,888,000**	**$ 27,722,000**	**$ 138,610,000**	**$ 19,423,553**	**$ 158,033,553**

Fund Reconciliation FY 2017-2020

STIP FY 2020

Code	AC #	Description	Municipality	Project Phase	STIP Line*	Federal.Share	Toll.Credits	Total.Federal Funds	State.Funds	Total Amount
ZP-10	800516	Bridge Rehab	Islandwide	C	51	$ 2,945,000	$ 736,250	$ 3,681,250	$ 193,750	$ 3,875,000
	800518	Pavement	Islandwide	C	43	$ 1,900,000	$ 475,000	$ 2,375,000	$ 125,000	$ 2,500,000
	900134	SPR	Islandwide	PE	47	$ 4,560,000	$ 1,140,000	$ 5,700,000	$ 300,000	$ 6,000,000
	900135	Bridge Critical Findings	Islandwide	C	59	$ 2,731,440	$ 682,860	$ 3,414,300	$ 179,700	$ 3,594,000
	990156	ITS	Islandwide	C	71	$ 3,040,000	$ 760,000	$ 3,800,000	$ 200,000	$ 4,000,000
	047205	Connector	Isabela	C	23	$ 3,403,560	$ 850,890	$ 4,254,450	$ 223,918	$ 4,478,368
	054509	Widening of PR-545 (Gabia)	Coamo	C	6	$ 3,800,000	$ 950,000	$ 4,750,000	$ 250,000	$ 5,000,000
	084511	Widening PR-845	San Juan / Trujillo Alto	R	1	$ 3,100,000	$ 775,000	$ 3,875,000	$ -	$ 3,875,000
	011191	Relocation PR-111	San Sebastian / Lares	ROW	27	$ 1,520,000	$ 380,000	$ 1,900,000	$ 100,000	$ 2,000,000
ZP-20	100069	PR-10	Utuado / Adjuntas	C	24	$ 18,639,570	$ 4,659,892	$ 23,299,462	$ 1,226,287	$ 24,525,750
	200241	Interseccion PR-2/Post/Llorens (La Vita)	Mayaguez	D	31	$ 1,520,000	$ 380,000	$ 1,900,000	$ 100,000	$ 2,000,000
	800516	Bridge Rehab	Islandwide	C	51	$ 6,547,400	$ 1,636,850	$ 8,184,250	$ 430,750	$ 8,615,000
	800518	Pavement	Islandwide	C	43	$ 14,573,030	$ 3,643,258	$ 18,216,288	$ 958,752	$ 19,175,040
	800523	Noise Barriers	Bayamon	C	15	$ 1,520,000	$ 380,000	$ 1,900,000	$ 100,000	$ 2,000,000
	990156	ITS	Islandwide	C	71	$ 1,320,000	$ 330,000	$ 1,650,000	$ 86,842	$ 1,736,842
	992479	NBIS	Islandwide	C	67	$ 1,520,000	$ 380,000	$ 1,900,000	$ 100,000	$ 2,000,000
	015802	Parque Tecnologico - Phase 2	Cayey	R - C	5	$ 7,600,000	$ 1,900,000	$ 9,500,000	$ 500,000	$ 10,000,000
	TBD	Environmental Study PR-5 Extension	Bayamon	D	16	$ 760,000	$ 190,000	$ 950,000	$ 50,000	$ 1,000,000
ZP-30	800519	Upgrade of Safety Devices	Islandwide	C	63	$ 3,708,800	$ 927,200	$ 4,636,000	$ 244,000	$ 4,880,000
	800520	SHSP	Islandwide	C	79	$ 4,057,792	$ 1,014,448	$ 5,072,240	$ 266,960	$ 5,339,200
	800521	Geometric Safety Improvements	Islandwide	C	75	$ 19,233,408	$ 4,808,352	$ 24,041,760	$ 1,265,356	$ 25,307,116
ZP-40	990157	Section 154 & 164 Penalty	Islandwide	C	83	$ 1,444,000	$ 361,000	$ 1,805,000	$ 95,000	$ 1,900,000
ZP-50	990157	Section 154 & 164 Penalty	Islandwide	C	83	$ 1,444,000	$ 361,000	$ 1,805,000	$ 95,000	$ 1,900,000
Grand Total						**$ 110,888,000**	**$ 27,722,000**	**$ 138,610,000**	**$ 7,091,316**	**$ 145,701,316**

GOVERNMENT OF PUERTO RICO
PUERTO RICO DEPARTMENT OF TRANSPORTATION AND PUBLIC WORKS
PUERTO RICO HIGHWAY AND TRANSPORTATION AUTHORITY
STATEWIDE TRANSPORTATION IMPROVEMENT PROGRAM
FISCAL YEARS 2017-2020**

Legend:
F - Federal Funds
TC - Toll Credits Funds
S - State /Local Funds
T - Total Funds

Núm.	AC-Code / Oracle # / Fed # / Program Code	Description	Town	Phase	STIP Year		Fed. Past Obligations / Locally Funded	STIP Fiscal Year 2017	2018	2019	2020	Future Investment	Total Est. Cost	Remarks
UA>1,000,000 Population (San Juan)														
1	AC-084511 R000845011 MP-845(2) ZP-10	Widening PR-845 from Pasternak Street to Int. PR-199	San Juan Trujillo Alto	NEPA	2014	F	402,906	-	-	-	-	-	402,906	
						TC	100,727	-	-	-	-	-	100,727	
						S	26,507	-	-	-	-	-	26,507	
						T	**530,140**						**530,140**	
				Pre-Engineering		F	-	-	-	-	-	-	-	
						TC	-	-	-	-	-	-	-	
						S	-	-	-	-	-	-	-	
						T							**-**	
				Design	2018	F	-	-	285,000	-	-	-	285,000	
						TC	-	-	71,250	-	-	-	71,250	
						S	-	-	18,750	-	-	-	18,750	
						T			**375,000**				**375,000**	
				ROW	2019	F	-	-	-	-	3,100,000	-	3,100,000	
						TC	-	-	-	-	775,000	-	775,000	
						S	-	-	-		-	-	-	
						T				**-**	**3,875,000**		**3,875,000**	
				Construction		F	-	-	-	-	-	14,440,000	14,440,000	
						TC	-	-	-	-	-	3,610,000	3,610,000	Estimated Time of Completion
						S	-	-	-	-	-	950,000	950,000	March 2026
						T						**19,000,000**	**19,000,000**	
	Total Estimated Project Cost						**530,140**	**-**	**375,000**	**-**	**3,875,000**	**19,000,000**	**23,780,140**	
2	AC-017242 L000172042 9999(188) ZP-10	Cidra East Connector form #2 Street (Industrial Avenue) to PR-734 (Phase 1) Length 1.38	Cidra	NEPA	2012	F	355,680	-	-	-	-	-	355,680	
						TC	-	-	-	-	-	-	-	
						S	-	-	-	-	-	-	-	
						T	**355,680**						**355,680**	
				Pre-Engineering		F	-	-	-	-	-	-	-	
						TC	-	-	-	-	-	-	-	
						S	-	-	-	-	-	-	-	
						T							**-**	
				Design		F	-	-	-	-	-	-	-	
						TC	-	-	-	-	-	-	-	
						S	940,340	-	-	-	-	-	940,340	
						T	**940,340**						**940,340**	
				ROW	2019	F	-	-	-	2,400,000	-	-	2,400,000	
						TC	-	-	-	600,000	-	-	600,000	
						S	-	-	-	-	-	-	-	
						T				**3,000,000**			**3,000,000**	
				Construction		F	-	-	-	-	-	11,400,000	11,400,000	
						TC	-	-	-	-	-	2,850,000	2,850,000	Estimated Time of Completion
						S	-	-	-	-	-	750,000	750,000	March 2023
						T						**15,000,000**	**15,000,000**	
	Total Estimated Project Cost						**1,296,020**	**-**	**-**	**3,000,000**	**-**	**15,000,000**	**19,296,020**	

*Fund Reconciliation for each project can be found on pages FHWA-3 thru FHWA-6
**Retroactive TC will be used for projects currently under construction.

GOVERNMENT OF PUERTO RICO
PUERTO RICO DEPARTMENT OF TRANSPORTATION AND PUBLIC WORKS
PUERTO RICO HIGHWAY AND TRANSPORTATION AUTHORITY
STATEWIDE TRANSPORTATION IMPROVEMENT PROGRAM
FISCAL YEARS 2017-2020**

Legend:
F - Federal Funds
TC - Toll Credits Funds
S - State /Local Funds
T - Total Funds

Núm.	AC-Code / Oracle # / Fed # / Program Code	Description	Town	Phase	STIP Year		Fed. Past Obligations / Locally Funded	STIP Fiscal Year 2017	2018	2019	2020	Future Investment	Total Est. Cost	Remarks
3	AC-020802 S000208002 MP-208(2) ZP-10	AGUAS BUENAS BYPASS FROM PR-156, KM 53 TO PR-173, LENGTH 3.1	Aguas Buenas	NEPA		F	-	-	-	-	-	-	-	
						TC	-	-	-	-	-	-	-	
						S	-	-	-	-	-	-	-	
						T							-	
				Pre-Engineering	2014	F	635,000	-	-	-	-	-	635,000	
						TC	65,000	-	-	-	-	-	65,000	
						S	-	-	-	-	-	-	-	
						T	**700,000**						**700,000**	
				Design		F	-	-	-	-	-	-	-	
						TC	-	-	-	-	-	-	-	
						S	-	-	-	-	-	-	-	
						T							-	
				ROW	2019	F	-	-	-	1,820,000	-	-	1,820,000	
						TC	-	-	-	455,000	-	-	455,000	
						S	-	-	-	-	-	-	-	
						T				**2,275,000**			**2,275,000**	
				Construction		F	-	-	-	-	-	22,800,000	22,800,000	
						TC	-	-	-	-	-	5,700,000	5,700,000	Estimated Time of Completion
						S	-	-	-	-	-	1,500,000	1,500,000	December 2025
						T						**30,000,000**	**30,000,000**	
	Total Estimated Project Cost						**700,000**	**-**	**-**	**2,275,000**	**-**	**30,000,000**	**32,975,000**	
4	AC-015801 Y000158001 ZP-20	CONSTRUCTION OF PR-158, FROM PR-743 TO PARQUE TECNOLOGICO ENTRANCE - Phase 1	Cayey	NEPA		F	-	-	-	-	-	-	-	
						TC	-	-	-	-	-	-	-	
						S	-	-	-	-	-	-	-	
						T							-	
				Pre-Engineering		F	-	-	-	-	-	-	-	
						TC	-	-	-	-	-	-	-	NEPA, Design, IAR and PS&E will
						S	-	-	-	-	-	-	-	be covered in AC-015802
						T							-	
				Design		F	-	-	-	-	-	-	-	
						TC	-	-	-	-	-	-	-	
						S	-	-	-	-	-	-	-	Final Design added in AC-015802
						T							-	
				ROW		F	-	-	-	-	-	-	-	
						TC	-	-	-	-	-	-	-	
						S	-	-	-	-	-	-	-	
						T							-	
				Construction	2019	F	-	-	-	-	-	-	-	
						TC	-	-	-	-	-	-	-	Construction moved from FY
						S	-		-	13,000,000	-	-	13,000,000	2017 to FY 2019
						T	**-**		**-**	**13,000,000**			**13,000,000**	
	Total Estimated Project Cost						**-**		**-**	**13,000,000**	**-**	**-**	**13,000,000**	

*Fund Reconciliation for each project can be found on pages FHWA-3 thru FHWA-6
**Retroactive TC will be used for projects currently under construction.

GOVERNMENT OF PUERTO RICO
PUERTO RICO DEPARTMENT OF TRANSPORTATION AND PUBLIC WORKS
PUERTO RICO HIGHWAY AND TRANSPORTATION AUTHORITY
STATEWIDE TRANSPORTATION IMPROVEMENT PROGRAM
FISCAL YEARS 2017-2020**

Legend:
F - Federal Funds
TC - Toll Credits Funds
S - State /Local Funds
T - Total Funds

Núm.	AC-Code / Oracle # / Fed # / Program Code	Description	Town	Phase	STIP Year		Fed. Past Obligations / Locally Funded	STIP Fiscal Year 2017	2018	2019	2020	Future Investment	Total Est. Cost	Remarks
5	AC-015802 Y000158002 ZP-20	CONSTRUCTION CONNECTOR PR-158, PHASE II FROM [PARQUE TECNOLOGICO TO PR-1, CAYEY	Cayey	NEPA	2016	F	-	-	-	-	-	-	-	
						TC	-	-	-	-	-	-	-	
						S	125,000	-	-	-	-	-	125,000	
						T	**125,000**						**125,000**	
				Pre-Engineering	2017	F	-	760,000	-	-	-	-	760,000	
						TC	-	190,000	-	-	-	-	190,000	Also includes NEPA, Design, IAR and PS&E for AC-015801
						S	-	50,000	-	-	-	-	50,000	
						T		**1,000,000**					**1,000,000**	
				Design	2019	F	-	-	-	608,000	-	-	608,000	
						TC	-	-	-	152,000	-	-	152,000	Final Design added - Includes AC-015801
						S	-	-	-	40,000	-	-	40,000	
						T		**-**		**800,000**			**800,000**	
				ROW	2019	F	-	-	-	800,000	-	-	800,000	
						TC	-	-	-	200,000	-	-	200,000	
						S	-	-	-	-	-	-	-	
						T				**1,000,000**			**1,000,000**	
				Construction	2020	F	-	-	-	-	7,600,000	-	7,600,000	
						TC	-	-	-	-	1,900,000	-	1,900,000	Construction moved from FY 2019 to FY 2020
						S	-	-	-	-	500,000	-	500,000	
						T					**10,000,000**		**10,000,000**	
	Total Estimated Project Cost						**125,000**	**1,000,000**	**-**	**1,800,000**	**10,000,000**	**-**	**12,925,000**	
6	AC-054509 L000545009 ZP-10	PR-545 Widening from PR-52 (Km. 1.03) to PR-14 (km. 6.03)	Coamo	NEPA		F	-	-	-	-	-	-	-	
						TC	-	-	-	-	-	-	-	
						S	-	-	-	-	-	-	-	
						T							**-**	
				Pre-Engineering		F	-	-	-	-	-	-	-	
						TC	-	-	-	-	-	-	-	
						S	125,000	-	-	-	-	-	125,000	
						T	**125,000**						**125,000**	
				Design		F	-	-	-	-	-	-	-	
						TC	-	-	-	-	-	-	-	
						S	-	-	-	-	-	-	-	
						T							**-**	
				ROW	2017	F	-	1,296,000	-	-	-	-	1,296,000	
						TC	-	324,000	-	-	-	-	324,000	
						S	-	-	-	-	-	-	-	
						T		**1,620,000**					**1,620,000**	
				Construction	2020	F	-	-	-	-	3,800,000	-	3,800,000	
						TC	-	-	-	-	950,000	-	950,000	
						S	-	-	-	-	250,000	-	250,000	
						T			**-**		**5,000,000**		**5,000,000**	
	Total Estimated Project Cost						**125,000**	**1,620,000**	**-**	**-**	**5,000,000**	**-**	**6,745,000**	

*Fund Reconciliation for each project can be found on pages FHWA-3 thru FHWA-6
**Retroactive TC will be used for projects currently under construction.

GOVERNMENT OF PUERTO RICO
PUERTO RICO DEPARTMENT OF TRANSPORTATION AND PUBLIC WORKS
PUERTO RICO HIGHWAY AND TRANSPORTATION AUTHORITY
STATEWIDE TRANSPORTATION IMPROVEMENT PROGRAM
FISCAL YEARS 2017-2020**

Legend:
F - Federal Funds
TC - Toll Credits Funds
S - State /Local Funds
T - Total Funds

Núm.	AC-Code / Oracle # / Fed # / Program Code	Description	Town	Phase	STIP Year		Fed. Past Obligations / Locally Funded	STIP Fiscal Year 2017	2018	2019	2020	Future Investment	Total Est. Cost	Remarks
7	AC-018760 S000187060 ZP-20	Feasibility and Update Envirnomental Study South Bypass from PR-188 to Mediania Baja (PR-187) (CFHWA)	Loíza	NEPA		F	-	-	-	-	-	-	-	
						TC	-	-	-	-	-	-	-	
						S	-	-	-	-	-	-	-	
						T							-	
				Pre-Engineering	2017	F	-	304,000	-	-	-	-	304,000	
						TC	-	76,000	-	-	-	-	76,000	
						S	-	20,000	-	-	-	-	20,000	
						T		**400,000**					**400,000**	
				Design		F	-	-	-	-	-	-	-	
						TC	-	-	-	-	-	-	-	
						S	-	-	-	-	-	-	-	
						T							-	
				ROW	2019	F	-	-	-	1,500,000	-	-	1,500,000	
						TC	-	-	-	375,000	-	-	375,000	
						S	-	-	-	-	-	-	-	
						T				**1,875,000**			**1,875,000**	
				Construction		F	-	-	-	-	-	5,320,000	5,320,000	
						TC	-	-	-	-	-	1,330,000	1,330,000	Estimated Time of Completion
						S	-	-	-	-	-	350,000	350,000	March 2023
						T						**7,000,000**	**7,000,000**	
	Total Estimated Project Cost						**-**	**400,000**	**-**	**1,875,000**	**-**	**7,000,000**	**9,275,000**	
8	AC-019143 B000191043 MP-31 (20) & 31(21) ZP-10	Replacement of Bridge #194 PR-31 km 8.8	Naguabo	NEPA		F	-	-	-	-	-	-	-	
						TC	-	-	-	-	-	-	-	
						S	-	-	-	-	-	-	-	
						T							-	
				Pre-Engineering	2013	F	341,295	-	-	-	-	-	341,295	
						TC	85,324	-	-	-	-	-	85,324	
						S	-	-	-	-	-	-	-	
						T	**426,619**						**426,619**	
				Design		F	-	-	-	-	-	-	-	
						TC	-	-	-	-	-	-	-	
						S	-	-	-	-	-	-	-	
						T							-	
				ROW	2016	F	219,965	-	-	-	-	-	219,965	
						TC	54,135	-	-	-	-	-	54,135	
						S	-	-	-	-	-	-	-	
						T	**274,100**						**274,100**	
				Construction	2017	F	-	2,888,000	-	-	-	-	2,888,000	
						TC	-	722,000	-	-	-	-	722,000	
						S	-	190,000	-	-	-	-	190,000	
						T		**3,800,000**					**3,800,000**	
	Total Estimated Project Cost						**700,719**	**3,800,000**	**-**	**-**	**-**	**-**	**4,500,719**	

*Fund Reconciliation for each project can be found on pages FHWA-3 thru FHWA-6
**Retroactive TC will be used for projects currently under construction.

GOVERNMENT OF PUERTO RICO
PUERTO RICO DEPARTMENT OF TRANSPORTATION AND PUBLIC WORKS
PUERTO RICO HIGHWAY AND TRANSPORTATION AUTHORITY
STATEWIDE TRANSPORTATION IMPROVEMENT PROGRAM
FISCAL YEARS 2017-2020**

Legend:
F - Federal Funds
TC - Toll Credits Funds
S - State /Local Funds
T - Total Funds

Núm.	AC-Code / Oracle # / Fed # / Program Code	Description	Town	Phase	STIP Year		Fed. Past Obligations / Locally Funded	STIP Fiscal Year 2017	2018	2019	2020	Future Investment	Total Est. Cost	Remarks
9	AC-520130 T000522130 ZP-10, ZP-20, ZP-30	Congestion Managed Lanes - Phase 1 - PR-52 -San Juan (km. 0.30 to km. 9.16) - Two additional lanes on the median of PR-18 and PR-52 from San Juan to Caguas. These lanes will be managed using dynamic tolling to provide a reliable travel time for users. These lanes will be reversible (AM northbound and PM southbound.	San Juan Trujillo Alto Caguas	NEPA		F	-	-	-	-	-	-	-	
						TC	-	-	-	-	-	-	-	
						S	-	-	-	-	-	-	-	
						T							-	
				Pre-Engineering		F	-	-	-	-	-	-	-	
						TC	-	-	-	-	-	-	-	
						S	-	-	-	-	-	-	-	
						T							-	
				Design		F	-	-	-	-	-	-	-	
						TC	-	-	-	-	-	-	-	
						S	-	-	-	-	-	-	-	
						T							-	
				ROW		F	-	-	-	-	-	-	-	
						TC	-	-	-	-	-	-	-	
						S	-	-	-	-	-	-	-	
						T							-	
				Construction	2017	F	-	24,947,520	-	-	-	-	24,947,520	
						TC	-	6,236,880	-	-	-	-	6,236,880	
						S	-	1,641,284	-	-	-	-	1,641,284	
						T		**32,825,684**					**32,825,684**	
	Total Estimated Project Cost						**-**	**32,825,684**	**-**	**-**	**-**	**-**	**32,825,684**	
10	AC-800508 L009999508 ZP-10, ZP-20, ZP-30	Congestion Managed Lanes - Phase 4 - PR-52 /PR-30 - Caguas (km. 13.96 to km 16.63) - Improve the PR-52/PR-30 Interchange by providing a bridge interconnecting both roadways. The bridge will improve access from PR-1 to PR-52 northbound for all users, and provide access from PR-30 to PR-52 (AM) and from PR-52 to PR-30 (PM) for users of the dynamic toll facility. This phase will also provide open road tolling at the Caguas Norte Toll Plaza.	San Juan Trujillo Alto Caguas	NEPA		F	-	-	-	-	-	-	-	
						TC	-	-	-	-	-	-	-	
						S	-	-	-	-	-	-	-	
						T							-	
				Pre-Engineering		F	-	-	-	-	-	-	-	
						TC	-	-	-	-	-	-	-	
						S	-	-	-	-	-	-	-	
						T							-	
				Design		F	-	-	-	-	-	-	-	
						TC	-	-	-	-	-	-	-	
						S	-	-	-	-	-	-	-	
						T							-	
				ROW		F	-	-	-	-	-	-	-	
						TC	-	-	-	-	-	-	-	
						S	-	-	-	-	-	-	-	
						T							-	
				Construction	2018	F	-	-	21,346,171	-	-	-	21,346,171	
						TC	-	-	5,336,543	-	-	-	5,336,543	
						S	-	-	1,404,353	-	-	-	1,404,353	
						T			**28,087,067**				**28,087,067**	
	Total Estimated Project Cost						**-**	**-**	**28,087,067**	**-**	**-**	**-**	**28,087,067**	

*Fund Reconciliation for each project can be found on pages FHWA-3 thru FHWA-6
**Retroactive TC will be used for projects currently under construction.

GOVERNMENT OF PUERTO RICO
PUERTO RICO DEPARTMENT OF TRANSPORTATION AND PUBLIC WORKS
PUERTO RICO HIGHWAY AND TRANSPORTATION AUTHORITY
STATEWIDE TRANSPORTATION IMPROVEMENT PROGRAM
FISCAL YEARS 2017-2020**

Legend:
F - Federal Funds
TC - Toll Credits Funds
S - State /Local Funds
T - Total Funds

Núm.	AC-Code / Oracle # / Fed # / Program Code	Description	Town	Phase	STIP Year	Fed. Past Obligations / Locally Funded	STIP Fiscal Year 2017	2018	2019	2020	Future Investment	Total Est. Cost	Remarks
11	AC-300124 L000030124 ZP-10, ZP-20, ZP-30	Congestion Managed Lanes - Phase 5 - PR-30-San Juan (km 0.30 to km. 7.20) - reversible lane using reversible lane barrier system on PR-30 from Km. 0.30 to Km. 7.20	San Juan Trujillo Alto Caguas	NEPA		F -	-	-	-	-	-	-	
						TC -	-	-	-	-	-	-	
						S -	-	-	-	-	-	-	
						T						**-**	
				Pre-Engineering		F -	-	-	-	-	-	-	
						TC -	-	-	-	-	-	-	
						S -	-	-	-	-	-	-	
						T						**-**	
				Design		F -	-	-	-	-	-	-	
						TC -	-	-	-	-	-	-	
						S -	-	-	-	-	-	-	
						T						**-**	
				ROW		F -	-	-	-	-	-	-	
						TC -	-	-	-	-	-	-	
						S -	-	-	-	-	-	-	
						T						**-**	
				Construction	2019	F -	-	-	5,716,446	-	-	5,716,446	
						TC -	-	-	1,429,112	-	-	1,429,112	
						S -	-	-	376,082	-	-	376,082	
						T			**7,521,640**			**7,521,640**	
	Total Estimated Project Cost					**-**	**-**	**-**	**7,521,640**	**-**	**-**	**7,521,640**	
12	AC-800509 L009999509 ZP-10, ZP-20, ZP-30	Congestion Managed Lanes - ITS (All Phases) - will provide ITS instrumentation for all phases of the Congestion Managed Lanes projects for the operation of the dynamic toll and traffic incident management.	San Juan Trujillo Alto Caguas	NEPA		F -	-	-	-	-	-	-	
						TC -	-	-	-	-	-	-	
						S -	-	-	-	-	-	-	
						T						**-**	
				Pre-Engineering		F -	-	-	-	-	-	-	
						TC -	-	-	-	-	-	-	
						S -	-	-	-	-	-	-	
						T						**-**	
				Design		F -	-	-	-	-	-	-	
						TC -	-	-	-	-	-	-	
						S -	-	-	-	-	-	-	
						T						**-**	
				ROW		F -	-	-	-	-	-	-	
						TC -	-	-	-	-	-	-	
						S -	-	-	-	-	-	-	
						T						**-**	
				Construction	2019	F -	-	-	9,299,680	-	-	9,299,680	
						TC -	-	-	2,324,920	-	-	2,324,920	
						S -	-	-	611,821	-	-	611,821	
						T			**12,236,421**			**12,236,421**	
	Total Estimated Project Cost					**-**	**-**	**-**	**12,236,421**	**-**	**-**	**12,236,421**	

*Fund Reconciliation for each project can be found on pages FHWA-3 thru FHWA-6
**Retroactive TC will be used for projects currently under construction.

GOVERNMENT OF PUERTO RICO
PUERTO RICO DEPARTMENT OF TRANSPORTATION AND PUBLIC WORKS
PUERTO RICO HIGHWAY AND TRANSPORTATION AUTHORITY
STATEWIDE TRANSPORTATION IMPROVEMENT PROGRAM
FISCAL YEARS 2017-2020**

Legend:
F - Federal Funds
TC - Toll Credits Funds
S - State /Local Funds
T - Total Funds

Núm.	AC-Code / Oracle # / Fed # / Program Code	Description	Town	Phase	STIP Year	Fed. Past Obligations / Locally Funded	STIP Fiscal Year 2017	2018	2019	2020	Future Investment	Total Est. Cost	Remarks
13	AC-800510 L009999510 ZP-20	Congested Managed Lanes - Noise Barriers - Vista Alegre Community, Borinquen Gardens, Parque Forestal, Berm- Residential Area, Quintas de San Luis, Berm-Villa Parana - will provide the noise abatement measures recommended as part of the environmental exclusion document prepared for the Congestion Managed Lanes project.	San Juan Trujillo Alto Caguas	NEPA		F -	-	-	-	-	-	-	
						TC -	-	-	-	-	-	-	
						S -	-	-	-	-	-	-	
						T						**-**	
				Pre-Engineering		F -	-	-	-	-	-	-	
						TC -	-	-	-	-	-	-	
						S -	-	-	-	-	-	-	
						T						**-**	
				Design		F -	-	-	-	-	-	-	
						TC -	-	-	-	-	-	-	
						S -	-	-	-	-	-	-	
						T						**-**	
				ROW		F -	-	-	-	-	-	-	
						TC -	-	-	-	-	-	-	
						S -	-	-	-	-	-	-	
						T						**-**	
				Construction	2019	F -	-	-	4,560,000	-	-	4,560,000	
						TC -	-	-	1,140,000	-	-	1,140,000	
						S -	-	-	300,000	-	-	300,000	
						T			**6,000,000**			**6,000,000**	
	Total Estimated Project Cost					**-**	**-**	**-**	**6,000,000**	**-**	**-**	**6,000,000**	
14	AC-800497 F009999497 MP-18(14) ZP-20	New Connector (Cancer Comprehensive Center) between PR-18 and PR-21 (includes new bridge over PR-18 and a new ramp from PR-18 to PR-21)	San Juan	NEPA		F -	-	-	-	-	-	-	
						TC -	-	-	-	-	-	-	
						S -	-	-	-	-	-	-	
						T						**-**	
				Pre-Engineering		F -	-	-	-	-	-	-	
						TC -	-	-	-	-	-	-	Design will be completed In-house
						S -	-	-	-	-	-	-	
						T						**-**	
				Design		F -	-	-	-	-	-	-	
						TC -	-	-	-	-	-	-	
						S -	-	-	-	-	-	-	
						T						**-**	
				ROW		F -	-	-	-	-	-	-	
						TC -	-	-	-	-	-	-	
						S -	-	-	-	-	-	-	
						T						**-**	
				Construction	2017	F -	12,920,000	-	-	-	-	12,920,000	
						TC -	3,230,000	-	-	-	-	3,230,000	
						S -	850,000	-	-	-	-	850,000	
						T	**17,000,000**					**17,000,000**	
	Total Estimated Project Cost					**-**	**17,000,000**	**-**	**-**	**-**	**-**	**17,000,000**	

*Fund Reconciliation for each project can be found on pages FHWA-3 thru FHWA-6
**Retroactive TC will be used for projects currently under construction.

GOVERNMENT OF PUERTO RICO
PUERTO RICO DEPARTMENT OF TRANSPORTATION AND PUBLIC WORKS
PUERTO RICO HIGHWAY AND TRANSPORTATION AUTHORITY
STATEWIDE TRANSPORTATION IMPROVEMENT PROGRAM
FISCAL YEARS 2017-2020**

Legend:
F - Federal Funds
TC - Toll Credits Funds
S - State /Local Funds
T - Total Funds

Núm.	AC-Code / Oracle # / Fed # / Program Code	Description	Town	Phase	STIP Year		Fed. Past Obligations / Locally Funded	STIP Fiscal Year 2017	2018	2019	2020	Future Investment	Total Est. Cost	Remarks
15	AC-800523 L009999523 ZP-20	Noise Barriers at PR-22 Paco Davila km . 19.2 - km 19.5, El Patio km. 16.5 - km 17.1 , Monte Claro km.14.1 - km 14.6, Rio Hondo 1 km. 12.8 - km 13.6 (Eastbound), Rio Hondo 2 km. 13.0 - km 13.25 (Westbound), Rio Hondo 3 km. 12.5 - km 12.9	Bayamon Toa Baja	NEPA		F	-	-	-	-	-	-	-	
						TC	-	-	-	-	-	-	-	
						S	-	-	-	-	-	-	-	
						T							**-**	
				Pre-Engineering		F	-	-	-	-	-	-	-	
						TC	-	-	-	-	-	-	-	
						S	-	-	-	-	-	-	-	
						T		**-**					**-**	
				Design		F	-	-	-	-	-	-	-	
						TC	-	-	-	-	-	-	-	
						S	-	-	-	-	-	-	-	
						T							**-**	
				ROW		F	-	-	-	-	-	-	-	
						TC	-	-	-	-	-	-	-	
						S	-	-	-	-	-	-	-	
						T							**-**	
				Construction		F	-	532,000	-	-	1,520,000	-	2,052,000	
					2017	TC	-	133,000	-	-	380,000	-	513,000	
					2020	S	-	35,000	-	-	100,000	-	135,000	
						T		**700,000**			**2,000,000**		**2,700,000**	
	Total Estimated Project Cost						**-**	***700,000***	**-**	**-**	***2,000,000***	**-**	***2,700,000***	
16	AC-TBD	Environmental Study Extension PR-5 From PR-199 to PR-167	Bayamon	NEPA	2017	F	-	596,600	-	-	-	-	596,600	
						TC	-	149,150	-	-	-	-	149,150	
						S	-	39,250	-	-	-	-	39,250	
						T		**785,000**					**785,000**	
				Pre-Engineering		F	-	-	-	-	-	-	-	
						TC	-	-	-	-	-	-	-	
						S	-	-	-	-	-	-	-	
						T		**-**					**-**	
				Design	2020	F	-	-	-	-	760,000	-	760,000	
						TC	-	-	-	-	190,000	-	190,000	
						S	-	-	-	-	50,000	-	50,000	
						T					**1,000,000**		**1,000,000**	
				ROW		F	-	-	-	-	-	34,400,000	34,400,000	
						TC	-	-	-	-	-	8,600,000	8,600,000	
						S	-	-	-	-	-		-	
						T						**43,000,000**	**43,000,000**	
				Construction		F	-	-	-	-	-	129,200,000	129,200,000	
						TC	-	-	-	-	-	32,300,000	32,300,000	
						S	-	-	-	-	-	8,500,000	8,500,000	
						T					**-**	**170,000,000**	**170,000,000**	
	Total Estimated Project Cost						**-**	***785,000***	**-**	**-**	***1,000,000***	***213,000,000***	***214,785,000***	

*Fund Reconciliation for each project can be found on pages FHWA-3 thru FHWA-6
**Retroactive TC will be used for projects currently under construction.

GOVERNMENT OF PUERTO RICO
PUERTO RICO DEPARTMENT OF TRANSPORTATION AND PUBLIC WORKS
PUERTO RICO HIGHWAY AND TRANSPORTATION AUTHORITY
STATEWIDE TRANSPORTATION IMPROVEMENT PROGRAM
FISCAL YEARS 2017-2020**

Legend:
F - Federal Funds
TC - Toll Credits Funds
S - State /Local Funds
T - Total Funds

Núm.	AC-Code / Oracle # / Fed # / Program Code	Description	Town	Phase	STIP Year		Fed. Past Obligations / Locally Funded	STIP Fiscal Year 2017	2018	2019	2020	Future Investment	Total Est. Cost	Remarks
17	AC-000259 L000000259 ZP-20	Construction of Noise Barrier, Los Almendros Development, PR-22 km. 12.2 to km 12.7	Bayamon	NEPA		F	-	-	-	-	-	-	-	In House
						TC	-	-	-	-	-	-	-	
						S	-	-	-	-	-	-	-	
						T							**-**	
				Pre-Engineering		F	-	-	-	-	-	-	-	
						TC	-	-	-	-	-	-	-	
						S	-	-	-	-	-	-	-	
						T		**-**					**-**	
				Design		F	-	-	-	-	-	-	-	
						TC	-	-	-	-	-	-	-	
						S	-	-	-	-	-	-	-	
						T							**-**	
				ROW		F	-	-	-	-	-	-	-	
						TC	-	-	-	-	-	-	-	
						S	-	-	-	-	-	-	-	
						T							**-**	
				Construction	2017	F	-	494,000	-	-	-	-	494,000	
						TC	-	123,500	-	-	-	-	123,500	
						S	-	32,500	-	-	-	-	32,500	
						T		**650,000**					**650,000**	
	Total Estimated Project Cost						**-**	***650,000***	**-**	**-**	**-**	**-**	***650,000***	
18	AC-TBD	Reversible Dynamic Toll Flyover Int. PR-2 and PR-22 (Kennedy - De Diego Expressway New Peak Period Access) Longitude .7kms	San Juan Guaynabo	NEPA		F	-	-	-	-	-	-	-	In House
						TC	-	-	-	-	-	-	-	
						S	-	-	-	-	-	-	-	
						T							**-**	
				Pre-Engineering		F	-	-	-	-	-	-	-	
						TC	-	-	-	-	-	-	-	
						S	-	-	-	-	-	-	-	
						T		**-**					**-**	
				Design		F	-	-	-	-	-	-	-	
						TC	-	-	-	-	-	-	-	
						S	-	-	-	-	-	-	-	
						T							**-**	
				ROW		F	-	-	-	-	-	-	-	
						TC	-	-	-	-	-	-	-	
						S	-	-	-	-	-	-	-	
						T							**-**	
				Construction	2018	F	-	-	9,998,533	-	-	-	9,998,533	
						TC	-	-	2,499,633	-	-	-	2,499,633	
						S	-	-	657,798	-	-	-	657,798	
						T			**13,155,964**				**13,155,964**	
	Total Estimated Project Cost						**-**	**-**	***13,155,964***	**-**	**-**	**-**	***13,155,964***	

*Fund Reconciliation for each project can be found on pages FHWA-3 thru FHWA-6
**Retroactive TC will be used for projects currently under construction.

GOVERNMENT OF PUERTO RICO
PUERTO RICO DEPARTMENT OF TRANSPORTATION AND PUBLIC WORKS
PUERTO RICO HIGHWAY AND TRANSPORTATION AUTHORITY
STATEWIDE TRANSPORTATION IMPROVEMENT PROGRAM
FISCAL YEARS 2017-2020**

Legend:
F - Federal Funds
TC - Toll Credits Funds
S - State /Local Funds
T - Total Funds

Núm.	AC-Code / Oracle # / Fed # / Program Code	Description	Town	Phase	STIP Year		Fed. Past Obligations / Locally Funded	STIP Fiscal Year 2017	2018	2019	2020	Future Investment	Total Est. Cost	Remarks
19	AC-010194 S000000194 LP-9999(189)	Barranquitas South Bypass	Barranquitas	NEPA		F	172,429	-	-	-	-	-	172,429	
						TC	43,107	-	-	-	-	-	43,107	
						S	-	-	-	-	-	-	-	
						T	**215,536**						**215,536**	
				Pre-Engineering		F	-	-	-	-	-	-	-	
						TC	-	-	-	-	-	-	-	
						S	-	-	-	-	-	-	-	
						T		**-**					**-**	
				Design	2019	F	-	-	-	228,000	-	-	228,000	
						TC	-	-	-	57,000	-	-	57,000	
						S	-	-	-	15,000	-	-	15,000	
						T				**300,000**			**300,000**	
				ROW		F	-	-	-	-	-	380,000	380,000	
						TC	-	-	-	-	-	95,000	95,000	
						S	-	-	-	-	-	25,000	25,000	
						T						**500,000**	**500,000**	
				Construction		F	-	-	-	-	-	5,016,000	5,016,000	
						TC	-	-	-	-	-	1,254,000	1,254,000	Estimated Time of Completion
						S	-	-	-	-	-	330,000	330,000	2027
						T			**-**			**6,600,000**	**6,600,000**	
Total Estimated Project Cost							***215,536***	***-***	***-***	***300,000***	***-***	***7,100,000***	***7,615,536***	
UA > 1,000,000 Population (San Juan)				**Grand Total**	**Total**		***3,692,415***	***58,780,684***	***41,618,031***	***48,008,061***	***21,875,000***	***291,100,000***	***465,074,191***	**-**

*Fund Reconciliation for each project can be found on pages FHWA-3 thru FHWA-6
**Retroactive TC will be used for projects currently under construction.

GOVERNMENT OF PUERTO RICO
PUERTO RICO DEPARTMENT OF TRANSPORTATION AND PUBLIC WORKS
PUERTO RICO HIGHWAY AND TRANSPORTATION AUTHORITY
STATEWIDE TRANSPORTATION IMPROVEMENT PROGRAM
FISCAL YEARS 2017-2020**

Legend:
F - Federal Funds
TC - Toll Credits Funds
S - State /Local Funds
T - Total Funds

Núm.	AC-Code / Oracle # / Fed # / Program Code	Description	Town	Phase	STIP Year		Fed. Past Obligations / Locally Funded	STIP Fiscal Year 2017	2018	2019	2020	Future Investment	Total Est. Cost	Remarks
UA>200,000 Population<1,000000 (Aguadilla)														
20	AC-011213 S000112013 MP-112(3) ZP-10	IMPROVEMENTS TO PR-112 AND CONNECTOR TO PR-4494 - access to the Industrial Zone to the Isabela Connector, it also includes improvements to the PR—112. This project will be known as the Cano Rosa Connector	Isabela	NEPA		F	-	-	-	-	-	-	-	
						TC	-	-	-	-	-	-	-	
						S	-	-	-	-	-	-	-	
						T							-	
				Pre-Engineering	2014	F	191,004	-	-	-	-	-	191,004	
						TC	47,751	-	-	-	-	-	47,751	
						S	6,325	-	-	-	-	-	6,325	
						T	**245,080**						**245,080**	
				Design	2018	F	-	-	95,000	-	-	-	95,000	
						TC	-	-	23,750	-	-	-	23,750	
						S	-	-	6,250	-	-	-	6,250	
						T			**125,000**				**125,000**	
				ROW	2019	F	-	-	-	500,000	-	-	500,000	
						TC	-	-	-	125,000	-	-	125,000	
						S	-	-	-	-	-	-	-	
						T				**625,000**			**625,000**	
				Construction		F	-	-	-	-	-	2,280,000	2,280,000	
						TC	-	-	-	-	-	570,000	570,000	Estimated Time of Completion
						S	-	-	-	-	-	150,000	150,000	2022
						T					-	**3,000,000**	**3,000,000**	
Total Estimated Project Cost							**245,080**	**-**	**125,000**	**625,000**	**-**	**3,000,000**	**3,995,080**	
21	AC-000218 L000000218 MP-9999(222) ZP-20	IMPROVEMENTS TO ACCESS TO AGUADILLA AIRPORT THROUGH PR-110, 107 AND CONECTOR TO BURN STREET	Aguadilla	NEPA		F	-	-	-	-	-	-	-	
						TC	-	-	-	-	-	-	-	
						S	-	-	-	-	-	-	-	
						T							-	
				Pre-Engineering	2016	F	608,000	-	-	-	-	-	608,000	
						TC	152,000	-	-	-	-	-	152,000	
						S	40,000	-	-	-	-	-	40,000	
						T	**800,000**						**800,000**	
				Design		F	-	-	-	-	-	-	-	
						TC	-	-	-	-	-	-	-	
						S	-	-	-	-	-	-	-	
						T							-	
				ROW	2018	F	-	-	800,000	-	-	-	800,000	
						TC	-	-	200,000	-	-	-	200,000	
						S	-	-	-	-	-	-	-	
						T			**1,000,000**				**1,000,000**	
				Construction		F	-	-	-	-	-	7,600,000	7,600,000	
						TC	-	-	-	-	-	1,900,000	1,900,000	Estimated Time of Completion
						S	-	-	-	-	-	500,000	500,000	2025
						T					-	**10,000,000**	**10,000,000**	
Total Estimated Project Cost							**800,000**	**-**	**1,000,000**	**-**	**-**	**10,000,000**	**11,800,000**	

*Fund Reconciliation for each project can be found on pages FHWA-3 thru FHWA-6
**Retroactive TC will be used for projects currently under construction.

GOVERNMENT OF PUERTO RICO
PUERTO RICO DEPARTMENT OF TRANSPORTATION AND PUBLIC WORKS
PUERTO RICO HIGHWAY AND TRANSPORTATION AUTHORITY
STATEWIDE TRANSPORTATION IMPROVEMENT PROGRAM
FISCAL YEARS 2017-2020**

Legend:
F - Federal Funds
TC - Toll Credits Funds
S - State /Local Funds
T - Total Funds

Núm.	AC-Code / Oracle # / Fed # / Program Code	Description	Town	Phase	STIP Year		Fed. Past Obligations / Locally Funded	STIP Fiscal Year 2017	2018	2019	2020	Future Investment	Total Est. Cost	Remarks
22	AC-411901 S004119001 MP-4119(1) ZP-10	LAS MARIAS CONNECTOR, FROM PR-119 TO RAMON RIVERA STREET	Las Marias	NEPA		F	-	-	-	-	-	-	-	
						TC	-	-	-	-	-	-	-	
						S	-	-	-	-	-	-	-	
						T							**-**	
				Pre-Engineering	2014	F	321,477	-	-	-	-	-	321,477	
						TC	80,369	-	-	-	-	-	80,369	
						S	161,605	-	-	-	-	-	161,605	
						T	**563,451**						**563,451**	
				Design		F	-	-	-	-	-	-	-	
						TC	-	-	-	-	-	-	-	
						S	-	-	-	-	-	-	-	
						T							**-**	
				ROW	2017	F	-	1,120,000	-	-	-	-	1,120,000	
						TC	-	280,000	-	-	-	-	280,000	
						S	-	-	-	-	-	-	-	
						T		**1,400,000**					**1,400,000**	
				Construction	2019	F	-	-	-	2,280,000	-	-	2,280,000	
						TC	-	-	-	570,000	-	-	570,000	
						S	-	-	-	150,000	-	-	150,000	
						T				**3,000,000**			**3,000,000**	
	Total Estimated Project Cost						**563,451**	**1,400,000**	**-**	**3,000,000**	**-**	**-**	**4,963,451**	
23	AC-047205 Y000472005 MP-472(2) ZP-10	ISABELA CONNECTOR FROM PR-472 TO PR-112	Isabela	NEPA	2014	F	191,004	-	-	-	-	-	191,004	
						TC	47,751	-	-	-	-	-	47,751	
						S	6,325	-	-	-	-	-	6,325	
						T	**245,080**						**245,080**	
				Pre-Engineering		F	-	-	-	-	-	-	-	
						TC	-	-	-	-	-	-	-	
						S	-	-	-	-	-	-	-	
						T							**-**	
				Design	2019	F	-	-	-	570,000	-	-	570,000	
						TC	-	-	-	142,500	-	-	142,500	
						S	-	-	-	37,500	-	-	37,500	
						T			**-**	**750,000**			**750,000**	
				ROW	2019	F	-	-	-	600,000	-	-	600,000	
						TC	-	-	-	150,000	-	-	150,000	
						S	-	-	-	-	-	-	-	
						T				**750,000**			**750,000**	
				Construction	2020	F	-	-	-	-	3,403,560	-	3,403,560	
						TC	-	-	-	-	850,890	-	850,890	
						S	-	-	-	-	223,918	-	223,918	
						T					**4,478,368**		**4,478,368**	
	Total Estimated Project Cost						**245,080**	**-**	**-**	**1,500,000**	**4,478,368**	**-**	**6,223,448**	

*Fund Reconciliation for each project can be found on pages FHWA-3 thru FHWA-6
**Retroactive TC will be used for projects currently under construction.

GOVERNMENT OF PUERTO RICO
PUERTO RICO DEPARTMENT OF TRANSPORTATION AND PUBLIC WORKS
PUERTO RICO HIGHWAY AND TRANSPORTATION AUTHORITY
STATEWIDE TRANSPORTATION IMPROVEMENT PROGRAM
FISCAL YEARS 2017-2020**

Legend:
F - Federal Funds
TC - Toll Credits Funds
S - State /Local Funds
T - Total Funds

Núm.	AC-Code / Oracle # / Fed # / Program Code	Description	Town	Phase	STIP Year		Fed. Past Obligations / Locally Funded	STIP Fiscal Year 2017	2018	2019	2020	Future Investment	Total Est. Cost	Remarks
24	AC-100069 R000010169 LP-10(63) ZP-10, ZP-20	PR-10 RELOCATION FROM STA. 37+80.00 HASTA STA. 57+00.00, SEC. II LENGTH 0.41	Utuado Adjuntas	NEPA		F	-	-	-	-	-	-	-	
						TC	-	-	-	-	-	-	-	
						S	-	-	-	-	-	-	-	
						T							**-**	
				Pre-Engineering		F	-	-	-	-	-	-	-	
						TC	-	-	-	-	-	-	-	
						S	4,760,663	-	-	-	-	-	4,760,663	
						T	**4,760,663**						**4,760,663**	
				Design		F	-	-	-	-	-	-	-	
						TC	-	-	-	-	-	-	-	
						S	-	-	-	-	-	-	-	
						T							**-**	
				ROW		F	2,247,828	-	-	-	-	-	2,247,828	
						TC	553,204	-	-	-	-	-	553,204	
						S	-	-	-	-	-	-	-	
						T	**2,801,031**						**2,801,031**	
				Construction	2020	F	-	-	-	-	18,639,570	-	18,639,570	
						TC	-	-	-	-	4,659,893	-	4,659,893	
						S	-	-	-	-	1,226,288	-	1,226,288	
						T					**24,525,750**		**24,525,750**	
	Total Estimated Project Cost						**7,561,694**	**-**	**-**	**-**	**24,525,750**	**-**	**32,087,444**	
25	AC-500023 L005000023 ZP-10	BICYCLE AND PEDESTRIAN ROUTE - RINCON	Rincon	NEPA		F	-	-	-	-	-	-	-	
						TC	-	-	-	-	-	-	-	
						S	-	-	-	-	-	-	-	
						T							**-**	
				Pre-Engineering		F	-	-	-	-	-	-	-	
						TC	-	-	-	-	-	-	-	
						S	700,000	-	-	-	-	-	700,000	
						T	**700,000**						**700,000**	
				Design		F	-	-	-	-	-	-	-	
						TC	-	-	-	-	-	-	-	
						S	-	-	-	-	-	-	-	
						T							**-**	
				ROW		F	-	-	-	-	-	-	-	
						TC	-	-	-	-	-	-	-	
						S	-	-	-	-	-	-	-	
						T							**-**	
				Construction	2018	F	-	-	4,180,000	-	-	-	4,180,000	
						TC	-	-	1,045,000	-	-	-	1,045,000	
						S	-	-	275,000	-	-	-	275,000	
						T		**-**	**5,500,000**		**-**		**5,500,000**	
	Total Estimated Project Cost						**700,000**	**-**	**5,500,000**	**-**	**-**	**-**	**6,200,000**	

*Fund Reconciliation for each project can be found on pages FHWA-3 thru FHWA-6
**Retroactive TC will be used for projects currently under construction.

GOVERNMENT OF PUERTO RICO
PUERTO RICO DEPARTMENT OF TRANSPORTATION AND PUBLIC WORKS
PUERTO RICO HIGHWAY AND TRANSPORTATION AUTHORITY
STATEWIDE TRANSPORTATION IMPROVEMENT PROGRAM
FISCAL YEARS 2017-2020**

Legend:
F - Federal Funds
TC - Toll Credits Funds
S - State /Local Funds
T - Total Funds

Núm.	AC-Code / Oracle # / Fed # / Program Code	Description	Town	Phase	STIP Year		Fed. Past Obligations / Locally Funded	STIP Fiscal Year 2017	2018	2019	2020	Future Investment	Total Est. Cost	Remarks
				NEPA		F	-	-	-	-	-	-	-	
						TC	-	-	-	-	-	-	-	
						S	-	-	-	-	-	-	-	
						T							-	
				Pre-Engineering		F	516,730	-	-	-	-	-	516,730	
						TC	164,080	-	-	-	-	-	164,080	
						S	-	-	-	-	-	-	-	
						T	**680,810**						**680,810**	
	AC-100081			Design		F	-	-	-	-	-	-	-	
	R000010181					TC	-	-	-	-	-	-	-	
26	ER-10(72)	Additional Funds - Reconstruction of PR-10 kms. 59.4, 60.4, 60.9, 61.1	Utuado			S	-	-	-	-	-	-	-	
	ER-90 ZP-20					**T**							-	
				ROW	2017	F	-	160,000	-	-	-	-	160,000	
						TC	-	40,000	-	-	-	-	40,000	
						S			-	-	-	-	-	
						T		**200,000**					**200,000**	
				Construction	2018	F	3,189,871	-	5,668,733	-	-	-	8,858,604	
						TC		-	1,417,183	-	-	-	1,417,183	The $3,189,871.20 available in
						S		-	372,943	-	-	-	372,943	the ER-90 fund will also be used.
						T	**3,189,871**		**7,458,859**				**10,648,730**	
	Total Estimated Project Cost	.					**3,870,681**	**200,000**	**7,458,859**	**-**	**-**	**-**	**11,529,540**	
				NEPA		F	311,554	-	-	-	-	-	311,554	
						TC	77,888	-	-	-	-	-	77,888	
						S	97,361	-	-	-	-	-	97,361	
						T	**486,803**						**486,803**	
				Pre-Engineering		F	-	-	-	-	-	-	-	
						TC	-	-	-	-	-	-	-	
						S	-	-	-	-	-	-	-	
						T	-						-	
	AC-011191			Design		F	-	-	380,000	-	-	-	380,000	
						TC	-	-	95,000	-	-	-	95,000	
27	S000111091	Relocation of PR-111 km. 27.9 a km. 34.0	San Sebastian / Lares		2018	S	-	-	25,000	-	-	-	25,000	
	ZP-10					**T**			**500,000**				**500,000**	
				ROW	2020	F	-	-	-	-	1,520,000	-	1,520,000	
						TC	-	-	-	-	380,000	-	380,000	
						S			-	-	100,000	-	100,000	
						T		**-**			**2,000,000**		**2,000,000**	
				Construction		F	-	-	-	-	-	27,360,000	27,360,000	
						TC		-	-	-	-	6,840,000	6,840,000	Estimated Time of Completion
						S		-	-	-	-	1,800,000	1,800,000	2027
						T	**-**		**-**			**36,000,000**	**36,000,000**	
	Total Estimated Project Cost	.					**486,803**	**-**	**500,000**	**-**	**2,000,000**	**36,000,000**	**38,986,803**	
	UA>200,000 Population<1,000000 (Aguadilla)						***14,472,789***	***1,600,000***	***14,583,859***	***5,125,000***	***31,004,118***	***49,000,000***	***115,785,766***	

*Fund Reconciliation for each project can be found on pages FHWA-3 thru FHWA-6
**Retroactive TC will be used for projects currently under construction.

GOVERNMENT OF PUERTO RICO
PUERTO RICO DEPARTMENT OF TRANSPORTATION AND PUBLIC WORKS
PUERTO RICO HIGHWAY AND TRANSPORTATION AUTHORITY
STATEWIDE TRANSPORTATION IMPROVEMENT PROGRAM
FISCAL YEARS 2017-2020**

Legend:
F - Federal Funds
TC - Toll Credits Funds
S - State /Local Funds
T - Total Funds

Núm.	AC-Code / Oracle # / Fed # / Program Code	Description	Town	Phase	STIP Year		Fed. Past Obligations / Locally Funded	STIP Fiscal Year 2017	2018	2019	2020	Future Investment	Total Est. Cost	Remarks
UA<200,000 Population (UZA)														
28	AC-200200 P000002400 ZP-20	Construction of an overpass at the intersection of PR-2 with PR-114, includes the channelization of Merle and Pulida Creek and the construction of a North - South Frontage Road at PR-114	Mayaguez	NEPA		F	-	-	-	-	-	-	-	
						TC	-	-	-	-	-	-	-	
						S	-	-	-	-	-	-	-	
						T							-	
				Pre-Engineering	2016	F	988,000	-	-	-	-	-	988,000	
						TC	247,000	-	-	-	-	-	247,000	
						S	65,000	-	-	-	-	-	65,000	
						T	**1,300,000**						**1,300,000**	
				Design		F	-	-	-	-	-	-	-	
						TC	-	-	-	-	-	-	-	
						S	-	-	-	-	-	-	-	
						T							-	
				ROW	2019	F	-	-	-	1,600,000	-	-	1,600,000	
						TC	-	-	-	400,000	-	-	400,000	
						S	-	-	-	-	-	-	-	
						T				**2,000,000**			**2,000,000**	
				Construction		F	-	-	-	-	-	16,606,000	16,606,000	
						TC	-	-	-	-	-	4,151,500	4,151,500	Estimated Time of Completion
						S	-	-	-	-	-	1,092,500	1,092,500	2023
						T						**21,850,000**	**21,850,000**	
	Total Estimated Project Cost						**1,300,000**	**-**	**-**	**2,000,000**	**-**	**21,850,000**	**25,150,000**	
29	AC-012201 S000122001 MP-122(5) ZP-20	Construction Lajas San Germán Connector Phase II, PR-321 to-PR-122	Lajas San German	NEPA		F	-	-	-	-	-	-	-	
						TC	-	-	-	-	-	-	-	
						S	-	-	-	-	-	-	-	
						T							-	
				Pre-Engineering		F	-	-	-	-	-	-	-	
						TC	-	-	-	-	-	-	-	
						S	-	-	-	-	-	-	-	
						T							-	
				Design	2019	F	-	-	-	475,000	-	-	475,000	
						TC	-	-	-	118,750	-	-	118,750	
						S	-	-	-	31,250	-	-	31,250	
						T			**-**	**625,000**			**625,000**	
				ROW	2019	F	-	-	-	1,500,000	-	-	1,500,000	
						TC	-	-	-	375,000	-	-	375,000	
						S	-	-	-	-	-	-	-	
						T				**1,875,000**			**1,875,000**	
				Construction		F	-	-	-	-	-	10,640,000	10,640,000	
						TC	-	-	-	-	-	2,660,000	2,660,000	Estimated Time of Completion
						S	-	-	-	-	-	700,000	700,000	2024
						T						**14,000,000**	**14,000,000**	
	Total Estimated Project Cost						**-**	**-**	**-**	**2,500,000**	**-**	**14,000,000**	**16,500,000**	

*Fund Reconciliation for each project can be found on pages FHWA-3 thru FHWA-6
**Retroactive TC will be used for projects currently under construction.

GOVERNMENT OF PUERTO RICO
PUERTO RICO DEPARTMENT OF TRANSPORTATION AND PUBLIC WORKS
PUERTO RICO HIGHWAY AND TRANSPORTATION AUTHORITY
STATEWIDE TRANSPORTATION IMPROVEMENT PROGRAM
FISCAL YEARS 2017-2020**

Legend:
F - Federal Funds
TC - Toll Credits Funds
S - State /Local Funds
T - Total Funds

Núm.	AC-Code / Oracle # / Fed # / Program Code	Description	Town	Phase	STIP Year		Fed. Past Obligations / Locally Funded	STIP Fiscal Year 2017	2018	2019	2020	Future Investment	Total Est. Cost	Remarks
30	AC-010029 S000100029 ZP-100(11) ZP-20	Widening of PR-100 from PR-308 to PR-101	Cabo Rojo	NEPA		F	-	-	-	-	-	-	-	
						TC	-	-	-	-	-	-	-	
						S	-	-	-	-	-	-	-	
						T							-	
				Pre-Engineering	2016	F	1,064,000	-	-	-	-	-	1,064,000	
						TC	266,000	-	-	-	-	-	266,000	
						S	70,000	-	-	-	-	-	70,000	
						T	**1,400,000**						**1,400,000**	
				Design		F	-	-	-	-	-	-	-	
						TC	-	-	-	-	-	-	-	
						S	-	-	-	-	-	-	-	
						T							-	
				ROW	2018	F	-	-	560,000	-	-	-	560,000	
						TC	-	-	140,000	-	-	-	140,000	
						S	-	-	-	-	-	-	-	
						T			**700,000**				**700,000**	
				Construction		F	-	-	-	-	-	6,840,000	6,840,000	
						TC	-	-	-	-	-	1,710,000	1,710,000	Estimated Time of Completion 2026
						S	-	-	-	-	-	450,000	450,000	
						T						**9,000,000**	**9,000,000**	
	Total Estimated Project Cost						**1,400,000**	**-**	**700,000**	**-**	**-**	**9,000,000**	**11,100,000**	
31	AC-200241 P000002441 MP-2(66) ZP-20	Access Request Analysis and Preliminary Design of Geometric Improvements to PR-2 (Entrance RUM, La Vita)	Mayaguez	NEPA		F	-	-	-	-	-	-	-	
						TC	-	-	-	-	-	-	-	
						S	-	-	-	-	-	-	-	
						T							-	
				Pre-Engineering	2016	F	836,000	-	-	-	-	-	836,000	
						TC	209,000	-	-	-	-	-	209,000	
						S	55,000	-	-	-	-	-	55,000	
						T	**1,100,000**						**1,100,000**	
				Design	2020	F	-	-	-	-	1,520,000	-	1,520,000	
						TC	-	-	-	-	380,000	-	380,000	
						S	-	-	-	-	100,000	-	100,000	
						T					**2,000,000**		**2,000,000**	
				ROW		F	-	-	-	-	-	760,000	760,000	
						TC	-	-	-	-	-	190,000	190,000	
						S	-	-	-	-	-	50,000	50,000	
						T						**1,000,000**	**1,000,000**	
				Construction		F	-	-	-	-	-	3,040,000	3,040,000	
						TC	-	-	-	-	-	760,000	760,000	Estimated Time of Completion 2024
						S	-	-	-	-	-	200,000	200,000	
						T						**4,000,000**	**4,000,000**	
	Total Estimated Project Cost						**1,100,000**	**-**	**-**	**-**	**2,000,000**	**5,000,000**	**8,100,000**	

*Fund Reconciliation for each project can be found on pages FHWA-3 thru FHWA-6
**Retroactive TC will be used for projects currently under construction.

GOVERNMENT OF PUERTO RICO
PUERTO RICO DEPARTMENT OF TRANSPORTATION AND PUBLIC WORKS
PUERTO RICO HIGHWAY AND TRANSPORTATION AUTHORITY
STATEWIDE TRANSPORTATION IMPROVEMENT PROGRAM
FISCAL YEARS 2017-2020**

Legend:
F - Federal Funds
TC - Toll Credits Funds
S - State /Local Funds
T - Total Funds

Núm.	AC-Code / Oracle # / Fed # / Program Code	Description	Town	Phase	STIP Year		Fed. Past Obligations / Locally Funded	STIP Fiscal Year 2017	2018	2019	2020	Future Investment	Total Est. Cost	Remarks
32	AC-520129 T000522129 ZP-20	Conversion of Old Juana Diaz Toll Facility to a Truck Weigh and Inspection Station at PR-52	Juana Diaz	NEPA		F	-	-	-	-	-	-	-	
						TC	-	-	-	-	-	-	-	
						S	-	-	-	-	-	-	-	
						T							**-**	
				Pre-Engineering		F	666,058	-	-	-	-	-	666,058	
						TC	166,514	-	-	-	-	-	166,514	
						S	43,820	-	-	-	-	-	43,820	
						T	**876,392**						**876,392**	
				Design		F	-	-	-	-	-	-	-	
						TC	-	-	-	-	-	-	-	
						S	-	-	-	-	-	-	-	
						T							**-**	
				ROW		F	-	-	-	-	-	-	-	
						TC	-	-	-	-	-	-	-	
						S	-	-	-	-	-	-	-	
						T							**-**	
				Construction	2018	F	-	-	760,000	-	-	-	760,000	
						TC	-	-	190,000	-	-	-	190,000	
						S	-	-	50,000	-	-	-	50,000	
						T			**1,000,000**				**1,000,000**	
	Total Estimated Project Cost						**876,392**	**-**	**1,000,000**	**-**	**-**	**-**	**1,876,392**	
33	AC-200248 P000002448 ZP-20	Conversion to Expressway PR-2 Lavadero Ward	Hormigueros	NEPA		F	-	-	-	-	-	-	-	
						TC	-	-	-	-	-	-	-	
						S	-	-	-	-	-	-	-	
						T							**-**	
				Pre-Engineering		F	-	-	-	-	-	-	-	
						TC	-	-	-	-	-	-	-	
						S	423,530	-	-	-	-	-	423,530	
						T	**423,530**						**423,530**	
				Design		F	-	-	-	-	-	-	-	
						TC	-	-	-	-	-	-	-	
						S	-	-	-	-	-	-	-	
						T							**-**	
				ROW	2014	F	2,150,973	-	-	-	-	-	2,150,973	
						TC	529,367	-	-	-	-	-	529,367	
						S		-	-	-	-	-	-	
						T	**2,680,340**						**2,680,340**	
				Construction	2018	F	-	-	10,450,314	-	-	-	10,450,314	
						TC	-	-	2,612,578	-	-	-	2,612,578	
						S	-	-	687,521	-	-	-	687,521	
						T			**13,750,413**				**13,750,413**	
	Total Estimated Project Cost						**3,103,870**	**-**	**13,750,413**	**-**	**-**	**-**	**16,854,283**	

*Fund Reconciliation for each project can be found on pages FHWA-3 thru FHWA-6
**Retroactive TC will be used for projects currently under construction.

GOVERNMENT OF PUERTO RICO
PUERTO RICO DEPARTMENT OF TRANSPORTATION AND PUBLIC WORKS
PUERTO RICO HIGHWAY AND TRANSPORTATION AUTHORITY
STATEWIDE TRANSPORTATION IMPROVEMENT PROGRAM
FISCAL YEARS 2017-2020**

Legend:
F - Federal Funds
TC - Toll Credits Funds
S - State /Local Funds
T - Total Funds

Núm.	AC-Code / Oracle # / Fed # / Program Code	Description	Town	Phase	STIP Year		Fed. Past Obligations / Locally Funded	STIP Fiscal Year 2017	2018	2019	2020	Future Investment	Total Est. Cost	Remarks
34	AC-TBD	Bridge Crtical Findings - Rehabilitation of Bridge # 1638 - over Rio Grande River on Victor Rojas Avenue in Arecibo	Arecibo	NEPA		F	-	-	-	-	-	-	-	In House
						TC	-	-	-	-	-	-	-	
						S	-	-	-	-	-	-	-	
						T							**-**	
				Pre-Engineering		F	-	-	-	-	-	-	-	
						TC	-	-	-	-	-	-	-	
						S	-	-	-	-	-	-	-	
						T							**-**	
				Design		F	-	-	-	-	-	-	-	In House
						TC	-	-	-	-	-	-	-	
						S	-	-	-	-	-	-	-	
						T							**-**	
				ROW		F	-	-	-	-	-	-	-	
						TC	-	-	-	-	-	-	-	
						S	-	-	-	-	-	-	-	
						T							**-**	
				Construction	2018	F	-	-	1,140,000	-	-	-	1,140,000	
						TC	-	-	285,000	-	-	-	285,000	
						S	-	-	75,000	-	-	-	75,000	
						T			**1,500,000**				**1,500,000**	
	Total Estimated Project Cost						**-**	**-**	**1,500,000**	**-**	**-**	**-**	**1,500,000**	
	UA<200,000 Population (UZA)						***7,780,262***	**-**	***16,950,413***	***4,500,000***	***2,000,000***	***49,850,000***	***81,080,675***	

*Fund Reconciliation for each project can be found on pages FHWA-3 thru FHWA-6
**Retroactive TC will be used for projects currently under construction.

GOVERNMENT OF PUERTO RICO
PUERTO RICO DEPARTMENT OF TRANSPORTATION AND PUBLIC WORKS
PUERTO RICO HIGHWAY AND TRANSPORTATION AUTHORITY
STATEWIDE TRANSPORTATION IMPROVEMENT PROGRAM
FISCAL YEARS 2017-2020**

Legend:
F - Federal Funds
TC - Toll Credits Funds
S - State /Local Funds
T - Total Funds

Núm.	AC-Code / Oracle # / Fed # / Program Code	Description	Town	Phase	STIP Year		Fed. Past Obligations / Locally Funded	STIP Fiscal Year 2017	2018	2019	2020	Future Investment	Total Est. Cost	Remarks
UA>200,000 Population (Rural)														
35	AC-100055 P000010155 QPI-10(47) ZP-20	Construction PR-10 from Utuado - Adjuntas, from STA. 72+20.00 to STA 89+10.00, SECC. IV length 1.69	Utuado Adjuntas	NEPA		F	-	-	-	-	-	-	-	
						TC	-	-	-	-	-	-	-	
						S	-	-	-	-	-	-	-	
						T							**-**	
				Pre-Engineering		F	-	-	-	-	-	-	-	
						TC	-	-	-	-	-	-	-	
						S	812,101	-	-	-	-	-	812,101	
						T	**812,101**						**812,101**	
				Design		F	-	-	-	-	-	-	-	
						TC	-	-	-	-	-	-	-	
						S	-	-	-	-	-	-	-	
						T							**-**	
				ROW	2019	F	-	-	-	2,530,000	-	-	2,530,000	
						TC	-	-	-	632,500	-	-	632,500	
						S	-	-	-	-	-	-	-	
						T				**3,162,500**			**3,162,500**	
				Construction		F	-	-	-	-	-	24,320,000	24,320,000	
						TC	-	-	-	-	-	6,080,000	6,080,000	Estimated Time of Completion
						S	-	-	-	-	-	1,600,000	1,600,000	2024
						T						**32,000,000**	**32,000,000**	
	Total Estimated Project Cost						**812,101**	**-**	**-**	**3,162,500**	**-**	**32,000,000**	**35,974,601**	
36	AC-100076 P000010155 ZP-20	Construction PR-10 from Sta. 95+00 to 109+80	Adjuntas	NEPA		F	-	-	-	-	-	-	-	
						TC	-	-	-	-	-	-	-	In House
						S	-	-	-	-	-	-	-	
						T							**-**	
				Pre-Engineering		F	-	-	-	-	-	-	-	
						TC	-	-	-	-	-	-	-	
						S	-	-	-	-	-	-	-	
						T							**-**	
				Design		F	-	-	-	-	-	-	-	
						TC	-	-	-	-	-	-	-	In House
						S	-	-	-	-	-	-	-	
						T							**-**	
				ROW		F	-	-	-	-	-	-	-	
						TC	-	-	-	-	-	-	-	
						S	-	-	-	-	-	-	-	
						T							**-**	
				Construction	2019	F	-	-	-	6,460,000	-	-	6,460,000	
						TC	-	-	-	1,615,000	-	-	1,615,000	
						S	-	-	-	425,000	-	-	425,000	
						T			**-**	**8,500,000**			**8,500,000**	
	Total Estimated Project Cost						**-**	**-**	**-**	**8,500,000**	**-**	**-**	**8,500,000**	

*Fund Reconciliation for each project can be found on pages FHWA-3 thru FHWA-6
**Retroactive TC will be used for projects currently under construction.

GOVERNMENT OF PUERTO RICO
PUERTO RICO DEPARTMENT OF TRANSPORTATION AND PUBLIC WORKS
PUERTO RICO HIGHWAY AND TRANSPORTATION AUTHORITY
STATEWIDE TRANSPORTATION IMPROVEMENT PROGRAM
FISCAL YEARS 2017-2020**

Legend:
F - Federal Funds
TC - Toll Credits Funds
S - State /Local Funds
T - Total Funds

Núm.	AC-Code / Oracle # / Fed # / Program Code	Description	Town	Phase	STIP Year		Fed. Past Obligations / Locally Funded	STIP Fiscal Year 2017	2018	2019	2020	Future Investment	Total Est. Cost	Remarks
37	AC-800356 R009999356 ZP-10	Reconstruction of PR-135 km. 78.5	Adjuntas	NEPA		F	-	-	-	-	-	-	-	
						TC	-	-	-	-	-	-	-	
						S	-	-	-	-	-	-	-	
						T							**-**	
				Pre-Engineering		F	-	-	-	-	-	-	-	
						TC	-	-	-	-	-	-	-	
						S	-	-	-	-	-	-	-	
						T							**-**	
				Design		F	-	-	-	-	-	-	-	
						TC	-	-	-	-	-	-	-	
						S	-	-	-	-	-	-	-	
						T							**-**	
				ROW		F	-	-	-	-	-	-	-	
						TC	-	-	-	-	-	-	-	
						S	-	-	-	-	-	-	-	
						T							**-**	
				Construction	2017	F	-	273,600	-	-	-	-	273,600	
						TC	-	68,400	-	-	-	-	68,400	
						S	-	18,000	-	-	-	-	18,000	
						T		**360,000**	**-**				**360,000**	
	Total Estimated Project Cost						**-**	**360,000**	**-**	**-**	**-**	**-**	**360,000**	
	UA>200,000 Population (Rural)						***812,101***	***360,000***	**-**	***11,662,500***	**-**	***32,000,000***	***44,834,601***	

*Fund Reconciliation for each project can be found on pages FHWA-3 thru FHWA-6
**Retroactive TC will be used for projects currently under construction.

GOVERNMENT OF PUERTO RICO
PUERTO RICO DEPARTMENT OF TRANSPORTATION AND PUBLIC WORKS
PUERTO RICO HIGHWAY AND TRANSPORTATION AUTHORITY
STATEWIDE TRANSPORTATION IMPROVEMENT PROGRAM
FISCAL YEARS 2017-2020**

Legend:
F - Federal Funds
TC - Toll Credits Funds
S - State /Local Funds
T - Total Funds

Núm.	AC-Code / Oracle # / Fed # / Program Code	Description	Town	Phase	STIP Year		Fed. Past Obligations / Locally Funded	STIP Fiscal Year 2017	2018	2019	2020	Future Investment	Total Est. Cost	Remarks
Islandwide														
38	AC-000213 L00000213 MP-9999(215) ZP-20	Additional Funds for the Feasibility Study RFP - Improvements PR-2, Aguadilla - Mayaguez Corridor from its intersection with PR-107 Municipality of Aguadilla to its intersection with PR-114 Municipality of Mayaguez	Aguadilla - Mayaguez	NEPA	2014	F	367,650	-	-	-	-	-	367,650	
						TC	91,913	-	-	-	-	-	91,913	
						S	21,094	-	-	-	-	-	21,094	
						T	**480,656**						**480,656**	
				Pre-Engineering	2017	F	-	304,000	-	-	-	-	304,000	
						TC	-	76,000	-	-	-	-	76,000	
						S	-	20,000	-	-	-	-	20,000	
						T		**400,000**					**400,000**	
				Design		F	-	-	-	-	-	-	-	
						TC	-	-	-	-	-	-	-	
						S	-	-	-	-	-	-	-	
						T							**-**	
				ROW		F	-	-	-	-	-	-	-	
						TC	-	-	-	-	-	-	-	
						S	-	-	-	-	-	-	-	
						T							**-**	
				Construction		F	-	-	-	-	-	-	-	
						TC	-	-	-	-	-	-	-	
						S	-	-	-	-	-	-	-	
						T							**-**	
	Total Estimated Project Cost						**480,656**	**400,000**	**-**	**-**	**-**	**-**	**880,656**	
39	AC-301133 R000003333 MP-3-4(43) ZP-20	Additional Funds for the Feasibility Study RFP - Improvements PR-3 Rio Grande - Fajardo Corridor Including Access Management Plan from its intersection with PR-66 Municipality of Rio Grande to its intersection with PR-53 Municipality of Fajardo	Rio Grande - Fajardo	NEPA	2014	F	369,525	-	-	-	-	-	369,525	
						TC	92,381	-	-	-	-	-	92,381	
						S	21,094	-	-	-	-	-	21,094	
						T	**483,000**						**483,000**	
				Pre-Engineering	2017	F	-	608,000	-	-	-	-	608,000	
						TC	-	152,000	-	-	-	-	152,000	
						S	-	40,000	-	-	-	-	40,000	
						T		**800,000**					**800,000**	
				Design		F	-	-	-	-	-	-	-	
						TC	-	-	-	-	-	-	-	
						S	-	-	-	-	-	-	-	
						T							**-**	
				ROW		F	-	-	-	-	-	-	-	
						TC	-	-	-	-	-	-	-	
						S	-	-	-	-	-	-	-	
						T							**-**	
				Construction		F	-	-	-	-	-	-	-	
						TC	-	-	-	-	-	-	-	
						S	-	-	-	-	-	-	-	
						T							**-**	
	Total Estimated Project Cost						**483,000**	**800,000**	**-**	**-**	**-**	**-**	**1,283,000**	

*Fund Reconciliation for each project can be found on pages FHWA-3 thru FHWA-6
**Retroactive TC will be used for projects currently under construction.

GOVERNMENT OF PUERTO RICO
PUERTO RICO DEPARTMENT OF TRANSPORTATION AND PUBLIC WORKS
PUERTO RICO HIGHWAY AND TRANSPORTATION AUTHORITY
STATEWIDE TRANSPORTATION IMPROVEMENT PROGRAM
FISCAL YEARS 2017-2020**

Legend:
F - Federal Funds
TC - Toll Credits Funds
S - State /Local Funds
T - Total Funds

Núm.	AC-Code / Oracle # / Fed # / Program Code	Description	Town	Phase	STIP Year		Fed. Past Obligations / Locally Funded	STIP Fiscal Year 2017	2018	2019	2020	Future Investment	Total Est. Cost	Remarks
40	AC-800477 L009999477 ZP-10, ZP-20, LP-1E	Pavement Rehabilitation and Reconstruction of Roads (2017)	Islandwide	NEPA		F	-	-	-	-	-	-	-	
						TC	-	-	-	-	-	-	-	
						S	-	-	-	-	-	-	-	
						T							**-**	
				Pre-Engineering		F	-	-	-	-	-	-	-	
						TC	-	-	-	-	-	-	-	
						S	-	-	-	-	-	-	-	
						T							**-**	
				Design		F	-	-	-	-	-	-	-	
						TC	-	-	-	-	-	-	-	
						S	-	-	-	-	-	-	-	
						T							**-**	
				ROW		F	-	-	-	-	-	-	-	
						TC	-	-	-	-	-	-	-	
						S	-	-	-	-	-	-	-	
						T							**-**	
				Construction	2017	F	-	18,398,949	-	-	-	-	18,398,949	
						TC	-	4,599,737	-	-	-	-	4,599,737	Please See Appendix C for Project List
						S	-	1,210,457	-	-	-	-	1,210,457	
						T		**24,209,144**					**24,209,144**	
	Total Estimated Project Cost						**-**	**24,209,144**	**-**	**-**	**-**	**-**	**24,209,144**	
41	AC-800485 R009999485 ZP-10	Pavement Rehabilitation and Reconstruction of Roads (2018)	Islandwide	NEPA		F	-	-	-	-	-	-	-	
						TC	-	-	-	-	-	-	-	
						S	-	-	-	-	-	-	-	
						T							**-**	
				Pre-Engineering		F	-	-	-	-	-	-	-	
						TC	-	-	-	-	-	-	-	
						S	-	-	-	-	-	-	-	
						T							**-**	
				Design		F	-	-	-	-	-	-	-	
						TC	-	-	-	-	-	-	-	Please See Appendix C for Project List
						S	-	-	-	-	-	-	-	
						T							**-**	
				ROW		F	-	-	-	-	-	-	-	
						TC	-	-	-	-	-	-	-	
						S	-	-	-	-	-	-	-	
						T							**-**	
				Construction	2018	F	-	-	12,117,489	-	-	-	12,117,489	
						TC	-	-	3,029,372	-	-	-	3,029,372	
						S	-	-	797,203	-	-	-	797,203	
						T			**15,944,065**				**15,944,065**	
	Total Estimated Project Cost						**-**	**-**	**15,944,065**	**-**	**-**	**-**	**15,944,065**	

*Fund Reconciliation for each project can be found on pages FHWA-3 thru FHWA-6
**Retroactive TC will be used for projects currently under construction.

GOVERNMENT OF PUERTO RICO
PUERTO RICO DEPARTMENT OF TRANSPORTATION AND PUBLIC WORKS
PUERTO RICO HIGHWAY AND TRANSPORTATION AUTHORITY
STATEWIDE TRANSPORTATION IMPROVEMENT PROGRAM
FISCAL YEARS 2017-2020**

Legend:
F - Federal Funds
TC - Toll Credits Funds
S - State /Local Funds
T - Total Funds

Núm.	AC-Code / Oracle # / Fed # / Program Code	Description	Town	Phase	STIP Year		Fed. Past Obligations / Locally Funded	STIP Fiscal Year 2017	2018	2019	2020	Future Investment	Total Est. Cost	Remarks
42	AC-800511 R009999511 ZP-10, ZP-20, LP-1E	Pavement Rehabilitation and Reconstruction of Roads (2019)	Islandwide	NEPA		F	-	-	-	-	-	-	-	
						TC	-	-	-	-	-	-	-	
						S	-	-	-	-	-	-	-	
						T							**-**	
				Pre-Engineering		F	-	-	-	-	-	-	-	
						TC	-	-	-	-	-	-	-	
						S	-	-	-	-	-	-	-	
						T							**-**	
				Design		F	-	-	-	-	-	-	-	
						TC	-	-	-	-	-	-	-	Please See Appendix C for Project List
						S	-	-	-	-	-	-	-	
						T							**-**	
				ROW		F	-	-	-	-	-	-	-	
						TC	-	-	-	-	-	-	-	
						S	-	-	-	-	-	-	-	
						T							**-**	
				Construction	2019	F	-	-	-	18,187,554		-	18,187,554	
						TC	-	-	-	4,546,888	-	-	4,546,888	
						S	-	-	-	1,196,550	-	-	1,196,550	
						T				**23,930,992**			**23,930,992**	
	Total Estimated Project Cost						**-**	**-**	**-**	**23,930,992**	**-**	**-**	**23,930,992**	
43	AC-800518 R009999518 ZP-10, ZP-20	Pavement Rehabilitation and Reconstruction of Roads (2020)	Islandwide	NEPA		F	-	-	-	-	-	-	-	
						TC	-	-	-	-	-	-	-	
						S	-	-	-	-	-	-	-	
						T							**-**	
				Pre-Engineering		F	-	-	-	-	-	-	-	
						TC	-	-	-	-	-	-	-	
						S	-	-	-	-	-	-	-	
						T							**-**	
				Design		F	-	-	-	-	-	-	-	
						TC	-	-	-	-	-	-	-	Please See Appendix C for Project List
						S	-	-	-	-	-	-	-	
						T							**-**	
				ROW		F	-	-	-	-	-	-	-	
						TC	-	-	-	-	-	-	-	
						S	-	-	-	-	-	-	-	
						T							**-**	
				Construction	2020	F	-	-	-	-	16,473,030		16,473,030	
						TC	-	-	-	-	4,118,258		4,118,258	
						S	-	-	-	-	1,083,752	-	1,083,752	
						T					**21,675,040**		**21,675,040**	
	Total Estimated Project Cost						**-**	**-**	**-**	**-**	**21,675,040**	**-**	**21,675,040**	

*Fund Reconciliation for each project can be found on pages FHWA-3 thru FHWA-6
**Retroactive TC will be used for projects currently under construction.

GOVERNMENT OF PUERTO RICO
PUERTO RICO DEPARTMENT OF TRANSPORTATION AND PUBLIC WORKS
PUERTO RICO HIGHWAY AND TRANSPORTATION AUTHORITY
STATEWIDE TRANSPORTATION IMPROVEMENT PROGRAM
FISCAL YEARS 2017-2020**

Legend:
F - Federal Funds
TC - Toll Credits Funds
S - State /Local Funds
T - Total Funds

Núm.	AC-Code / Oracle # / Fed # / Program Code	Description	Town	Phase	STIP Year		Fed. Past Obligations / Locally Funded	STIP Fiscal Year 2017	2018	2019	2020	Future Investment	Total Est. Cost	Remarks
44	AC-900123 L0090000123 ZP-10	SPR-54 - State Planning and Research Program (2017)	Islandwide	NEPA		F	-	-	-	-	-	-	-	
						TC	-	-	-	-	-	-	-	
						S	-	-	-	-	-	-	-	
						T							-	
				Planning	2017	F	17,224,756	4,560,000	-	-	-	-	21,784,756	A Carry Forward Amount of $21,530,944.55 from SPR-53 has been allocated.
						TC	4,306,189	1,140,000	-	-	-	-	5,446,189	
						S		300,000	-	-	-	-	300,000	
						T	**21,530,945**	**6,000,000**					**27,530,945**	
				Design		F	-	-	-	-	-	-	-	
						TC	-	-	-	-	-	-	-	
						S	-	-	-	-	-	-	-	
						T							-	
				ROW		F	-	-	-	-	-	-	-	
						TC	-	-	-	-	-	-	-	
						S	-	-	-	-	-	-	-	
						T							-	
				Construction		F	-	-	-	-	-	-	-	
						TC	-	-	-	-	-	-	-	
						S	-	-	-	-	-	-	-	
						T							-	
	Total Estimated Project Cost						**21,530,945**	**6,000,000**	**-**	**-**	**-**	**-**	**27,530,945**	
45	AC-900128 L0090000128 ZP-10	SPR-55 - State Planning and Research Program (2018)	Islandwide	NEPA		F	-	-	-	-	-	-	-	
						TC	-	-	-	-	-	-	-	
						S	-	-	-	-	-	-	-	
						T							-	
				Planning	2018	F	-	-	4,560,000	-	-	-	4,560,000	
						TC	-	-	1,140,000	-	-	-	1,140,000	
						S	-	-	300,000	-	-	-	300,000	
						T			**6,000,000**				**6,000,000**	
				Design		F	-	-	-	-	-	-	-	
						TC	-	-	-	-	-	-	-	
						S	-	-	-	-	-	-	-	
						T							-	
				ROW		F	-	-	-	-	-	-	-	
						TC	-	-	-	-	-	-	-	
						S	-	-	-	-	-	-	-	
						T							-	
				Construction		F	-	-	-	-	-	-	-	
						TC	-	-	-	-	-	-	-	
						S	-	-	-	-	-	-	-	
						T							-	
	Total Estimated Project Cost						**-**	**-**	**6,000,000**	**-**	**-**	**-**	**6,000,000**	

*Fund Reconciliation for each project can be found on pages FHWA-3 thru FHWA-6
**Retroactive TC will be used for projects currently under construction.

GOVERNMENT OF PUERTO RICO
PUERTO RICO DEPARTMENT OF TRANSPORTATION AND PUBLIC WORKS
PUERTO RICO HIGHWAY AND TRANSPORTATION AUTHORITY
STATEWIDE TRANSPORTATION IMPROVEMENT PROGRAM
FISCAL YEARS 2017-2020**

Legend:
F - Federal Funds
TC - Toll Credits Funds
S - State /Local Funds
T - Total Funds

Núm.	AC-Code / Oracle # / Fed # / Program Code	Description	Town	Phase	STIP Year		Fed. Past Obligations / Locally Funded	STIP Fiscal Year 2017	2018	2019	2020	Future Investment	Total Est. Cost	Remarks
46	AC-900132 L0090000132 ZP-10	SPR-56 - State Planning and Research Program (2019)	Islandwide	NEPA		F	-	-	-	-	-	-	-	
						TC	-	-	-	-	-	-	-	
						S	-	-	-	-	-	-	-	
						T							-	
				Planning	2019	F	-	-	-	4,560,000	-	-	4,560,000	
						TC	-	-	-	1,140,000	-	-	1,140,000	
						S	-	-	-	300,000	-	-	300,000	
						T				**6,000,000**			**6,000,000**	
				Design		F	-	-	-	-	-	-	-	
						TC	-	-	-	-	-	-	-	
						S	-	-	-	-	-	-	-	
						T							-	
				ROW		F	-	-	-	-	-	-	-	
						TC	-	-	-	-	-	-	-	
						S	-	-	-	-	-	-	-	
						T							-	
				Construction		F	-	-	-	-	-	-	-	
						TC	-	-	-	-	-	-	-	
						S	-	-	-	-	-	-	-	
						T							-	
	Total Estimated Project Cost						-	-	-	**6,000,000**	-	-	**6,000,000**	
47	AC-900134 L0090000134 ZP-10	SPR-57 - State Planning and Research Program (2020)	Islandwide	NEPA		F	-	-	-	-	-	-	-	
						TC	-	-	-	-	-	-	-	
						S	-	-	-	-	-	-	-	
						T							-	
				Planning	2020	F	-	-	-	-	4,560,000	-	4,560,000	
						TC	-	-	-	-	1,140,000	-	1,140,000	
						S	-	-	-	-	300,000	-	300,000	
						T					**6,000,000**		**6,000,000**	
				Design		F	-	-	-	-	-	-	-	
						TC	-	-	-	-	-	-	-	
						S	-	-	-	-	-	-	-	
						T							-	
				ROW		F	-	-	-	-	-	-	-	
						TC	-	-	-	-	-	-	-	
						S	-	-	-	-	-	-	-	
						T							-	
				Construction		F	-	-	-	-	-	-	-	
						TC	-	-	-	-	-	-	-	
						S	-	-	-	-	-	-	-	
						T							-	
	Total Estimated Project Cost						-	-	-	-	**6,000,000**	-	**6,000,000**	

*Fund Reconciliation for each project can be found on pages FHWA-3 thru FHWA-6
**Retroactive TC will be used for projects currently under construction.

GOVERNMENT OF PUERTO RICO
PUERTO RICO DEPARTMENT OF TRANSPORTATION AND PUBLIC WORKS
PUERTO RICO HIGHWAY AND TRANSPORTATION AUTHORITY
STATEWIDE TRANSPORTATION IMPROVEMENT PROGRAM
FISCAL YEARS 2017-2020**

Legend:
F - Federal Funds
TC - Toll Credits Funds
S - State /Local Funds
T - Total Funds

Núm.	AC-Code / Oracle # / Fed # / Program Code	Description	Town	Phase	STIP Year		Fed. Past Obligations / Locally Funded	STIP Fiscal Year 2017	2018	2019	2020	Future Investment	Total Est. Cost	Remarks
						F	-	-	-	-	-	-	-	
						TC	-	-	-	-	-	-	-	
				NEPA		S	-	-	-	-	-	-	-	
						T							**-**	
						F	-	-	-	-	-	-	-	
						TC	-	-	-	-	-	-	-	
				Pre-Engineering		S	-	-	-	-	-	-	-	
						T							**-**	
	AC-800474					F	-	-	-	-	-	-	-	
	B009999474					TC	-	-	-	-	-	-	-	
48		Rehabilitation and Replacement of Bridges (2017)	Islandwide	Design		S	-	-	-	-	-	-	-	Please See Appendix A for Project List
	ZP-10, ZP-20					**T**							**-**	
						F	-	64,000	-	-	-	-	64,000	
						TC	-	16,000	-	-	-	-	16,000	
				ROW	2017	S	-	-	-	-	-	-	-	
						T		**80,000**					**80,000**	
						F	-	9,959,640	-	-	-	-	9,959,640	
						TC	-	2,489,910	-	-	-	-	2,489,910	
				Construction	2017	S	-	659,450	-	-	-	-	659,450	
						T		**13,109,000**					**13,109,000**	
	Total Estimated Project Cost						**-**	**13,189,000**	**-**	**-**	**-**	**-**	**13,189,000**	
						F	-	-	-	-	-	-	-	
						TC	-	-	-	-	-	-	-	
				NEPA		S	-	-	-	-	-	-	-	
						T							**-**	
						F	-	-	-	-	-	-	-	
						TC	-	-	-	-	-	-	-	
				Pre-Engineering		S	-	-	-	-	-	-	-	
						T							**-**	
	AC-800486					F	-	-	794,200	-	-	-	794,200	
	B009999486					TC	-	-	198,550	-	-	-	198,550	
49		Rehabilitation and Replacement of Bridges (2018)	Islandwide	Design	2018	S	-	-	52,250	-	-	-	52,250	Please See Appendix A for Project List
	ZP-10, ZP-20, LP-1E					**T**			**1,045,000**				**1,045,000**	
						F	-	-	-	-	-	-	-	
						TC	-	-	-	-	-	-	-	
				ROW		S	-	-	-	-	-	-	-	
						T							**-**	
						F	-	-	6,285,960	-	-	-	6,285,960	
						TC	-	-	1,571,490	-	-	-	1,571,490	
				Construction	2018	S	-	-	413,550	-	-	-	413,550	
						T			**8,271,000**				**8,271,000**	
	Total Estimated Project Cost						**-**	**-**	**9,316,000**	**-**	**-**	**-**	**9,316,000**	

*Fund Reconciliation for each project can be found on pages FHWA-3 thru FHWA-6
**Retroactive TC will be used for projects currently under construction.

GOVERNMENT OF PUERTO RICO
PUERTO RICO DEPARTMENT OF TRANSPORTATION AND PUBLIC WORKS
PUERTO RICO HIGHWAY AND TRANSPORTATION AUTHORITY
STATEWIDE TRANSPORTATION IMPROVEMENT PROGRAM
FISCAL YEARS 2017-2020**

Legend:
F - Federal Funds
TC - Toll Credits Funds
S - State /Local Funds
T - Total Funds

Núm.	AC-Code / Oracle # / Fed # / Program Code	Description	Town	Phase	STIP Year	Fed. Past Obligations / Locally Funded	STIP Fiscal Year 2017	2018	2019	2020	Future Investment	Total Est. Cost	Remarks
						F -	-	-	-	-	-	-	
				NEPA		TC -	-	-	-	-	-	-	
						S -	-	-	-	-	-	-	
						T						**-**	
						F -	-	-	-	-	-	-	
				Pre-Engineering		TC -	-	-	-	-	-	-	
						S -	-	-	-	-	-	-	
						T						**-**	
	AC-800512					F -	-	-	2,280,000	-	-	2,280,000	
	B009999512			Design	2019	TC -	-	-	570,000	-	-	570,000	Please See Appendix A for Project
50		Rehabilitation and Replacement of Bridges (2019)	Islandwide			S -	-	-	150,000	-	-	150,000	List
	ZP-20					**T**			**3,000,000**			**3,000,000**	
						F -	-	-	-	-	-	-	
				ROW		TC -	-	-	-	-	-	-	
						S -	-	-	-	-	-	-	
						T						**-**	
						F -	-	-	7,833,320	-	-	7,833,320	
				Construction	2019	TC -	-	-	1,958,330	-	-	1,958,330	
						S -	-	-	515,350	-	-	515,350	
						T			**10,307,000**			**10,307,000**	
	Total Estimated Project Cost					**-**	**-**	**-**	**13,307,000**	**-**	**-**	**13,307,000**	
						F -	-	-	-	-	-	-	
				NEPA		TC -	-	-	-	-	-	-	
						S -	-	-	-	-	-	-	
						T						**-**	
						F -	-	-	-	-	-	-	
				Pre-Engineering		TC -	-	-	-	-	-	-	
						S -	-	-	-	-	-	-	
						T						**-**	
	AC-800516					F -	-	-	-	-	-	-	
	B009999516			Design		TC -	-	-	-	-	-	-	Please See Appendix A for Project
51		Rehabilitation and Replacement of Bridges (2020)	Islandwide			S -	-	-	-	-	-	-	List
	ZP-10, ZP-20					**T**						**-**	
						F -	-	-	-	-	-	-	
				ROW		TC -	-	-	-	-	-	-	
						S -	-	-	-	-	-	-	
						T						**-**	
						F -	-	-	-	9,492,400	-	9,492,400	
				Construction	2020	TC -	-	-	-	2,373,100	-	2,373,100	
						S -	-	-	-	624,500	-	624,500	
						T				**12,490,000**		**12,490,000**	
	Total Estimated Project Cost					**-**	**-**	**-**	**-**	**12,490,000**	**-**	**12,490,000**	

*Fund Reconciliation for each project can be found on pages FHWA-3 thru FHWA-6
**Retroactive TC will be used for projects currently under construction.

GOVERNMENT OF PUERTO RICO
PUERTO RICO DEPARTMENT OF TRANSPORTATION AND PUBLIC WORKS
PUERTO RICO HIGHWAY AND TRANSPORTATION AUTHORITY
STATEWIDE TRANSPORTATION IMPROVEMENT PROGRAM
FISCAL YEARS 2017-2020**

Legend:
F - Federal Funds
TC - Toll Credits Funds
S - State /Local Funds
T - Total Funds

Núm.	AC-Code / Oracle # / Fed # / Program Code	Description	Town	Phase	STIP Year		Fed. Past Obligations / Locally Funded	STIP Fiscal Year 2017	2018	2019	2020	Future Investment	Total Est. Cost	Remarks
52	AC-800475 B009999475 ZP-20	Systematic Bridges Preservation Program (2017)	Islandwide	NEPA		F	-	-	-	-	-	-	-	
						TC	-	-	-	-	-	-	-	
						S	-	-	-	-	-	-	-	
						T							**-**	
				Pre-Engineering		F	-	-	-	-	-	-	-	
						TC	-	-	-	-	-	-	-	
						S	-	-	-	-	-	-	-	
						T							**-**	
				Design		F	-	-	-	-	-	-	-	
						TC	-	-	-	-	-	-	-	Please See Appendix A for Project List
						S	-	-	-	-	-	-	-	
						T		**-**					**-**	
				ROW		F	-	-	-	-	-	-	-	
						TC	-	-	-	-	-	-	-	
						S	-	-	-	-	-	-	-	
						T							**-**	
				Construction	2017	F	-	760,000	-	-	-	-	760,000	
						TC	-	190,000	-	-	-	-	190,000	
						S	-	50,000	-	-	-	-	50,000	
						T		**1,000,000**					**1,000,000**	
	Total Estimated Project Cost						**-**	**1,000,000**	**-**	**-**	**-**	**-**	**1,000,000**	
53	AC-800487 B009999487 ZP-20	Systematic Bridges Preservation Program (2018)	Islandwide	NEPA		F	-	-	-	-	-	-	-	
						TC	-	-	-	-	-	-	-	
						S	-	-	-	-	-	-	-	
						T							**-**	
				Pre-Engineering		F	-	-	-	-	-	-	-	
						TC	-	-	-	-	-	-	-	
						S	-	-	-	-	-	-	-	
						T							**-**	
				Design		F	-	-	-	-	-	-	-	
						TC	-	-	-	-	-	-	-	Please See Appendix A for Project List
						S	-	-	-	-	-	-	-	
						T			**-**				**-**	
				ROW		F	-	-	-	-	-	-	-	
						TC	-	-	-	-	-	-	-	
						S	-	-	-	-	-	-	-	
						T							**-**	
				Construction	2018	F	-	-	1,591,440	-	-	-	1,591,440	
						TC	-	-	397,860	-	-	-	397,860	
						S	-	-	104,700	-	-	-	104,700	
						T			**2,094,000**				**2,094,000**	
	Total Estimated Project Cost						**-**	**-**	**2,094,000**	**-**	**-**	**-**	**2,094,000**	

*Fund Reconciliation for each project can be found on pages FHWA-3 thru FHWA-6
**Retroactive TC will be used for projects currently under construction.

GOVERNMENT OF PUERTO RICO
PUERTO RICO DEPARTMENT OF TRANSPORTATION AND PUBLIC WORKS
PUERTO RICO HIGHWAY AND TRANSPORTATION AUTHORITY
STATEWIDE TRANSPORTATION IMPROVEMENT PROGRAM
FISCAL YEARS 2017-2020**

Legend:
F - Federal Funds
TC - Toll Credits Funds
S - State /Local Funds
T - Total Funds

Núm.	AC-Code / Oracle # / Fed # / Program Code	Description	Town	Phase	STIP Year		Fed. Past Obligations / Locally Funded	STIP Fiscal Year 2017	2018	2019	2020	Future Investment	Total Est. Cost	Remarks
						F	-	-	-	-	-	-	-	
						TC	-	-	-	-	-	-	-	
				NEPA		S	-	-	-	-	-	-	-	
						T							**-**	
						F	-	-	-	-	-	-	-	
						TC	-	-	-	-	-	-	-	
				Pre-Engineering		S	-	-	-	-	-	-	-	
						T							**-**	
	AC-900124					F	-	-	-	-	-	-	-	
	B009000124					TC	-	-	-	-	-	-	-	Please See Appendix A for Project List
54		Bridge Critical Findings (2017)	Islandwide	Design		S	-	-	-	-	-	-	-	
	ZP-10, ZP-20, LP-1E					**T**							**-**	
						F	-	311,600	-	-	-	-	311,600	
						TC	-	77,900	-	-	-	-	77,900	
				ROW	2017	S	-	20,500	-	-	-	-	20,500	
						T		**410,000**					**410,000**	
						F	-	427,120	-	-	-	-	427,120	
						TC	-	106,780	-	-	-	-	106,780	
				Construction	2017	S	-	28,100	-	-	-	-	28,100	
						T		**562,000**					**562,000**	
	Total Estimated Project Cost						**-**	**972,000**	**-**	**-**	**-**	**-**	**972,000**	
						F	-	-	-	-	-	-	-	
						TC	-	-	-	-	-	-	-	
				NEPA		S	-	-	-	-	-	-	-	
						T							**-**	
						F	-	-	-	-	-	-	-	
						TC	-	-	-	-	-	-	-	
				Pre-Engineering		S	-	-	-	-	-	-	-	
						T							**-**	
	AC-900129					F	-	-	56,240	-	-	-	56,240	
	B009000129					TC	-	-	14,060	-	-	-	14,060	Please See Appendix A for Project List
55		Bridge Critical Findings (2018)	Islandwide	Design	2018	S	-	-	3,700	-	-	-	3,700	
	ZP-10, ZP-20, LP-1E					**T**			**74,000**				**74,000**	
						F	-	-	-	-	-	-	-	
						TC	-	-	-	-	-	-	-	
				ROW		S	-	-	-	-	-	-	-	
						T							**-**	
						F	-	-	4,707,440	-	-	-	4,707,440	
						TC	-	-	1,176,860	-	-	-	1,176,860	
				Construction	2018	S	-	-	309,700	-	-	-	309,700	
						T		**-**	**6,194,000**				**6,194,000**	
	Total Estimated Project Cost						**-**	**-**	**6,268,000**	**-**	**-**	**-**	**6,268,000**	

*Fund Reconciliation for each project can be found on pages FHWA-3 thru FHWA-6
**Retroactive TC will be used for projects currently under construction.

GOVERNMENT OF PUERTO RICO
PUERTO RICO DEPARTMENT OF TRANSPORTATION AND PUBLIC WORKS
PUERTO RICO HIGHWAY AND TRANSPORTATION AUTHORITY
STATEWIDE TRANSPORTATION IMPROVEMENT PROGRAM
FISCAL YEARS 2017-2020**

Legend:
F - Federal Funds
TC - Toll Credits Funds
S - State /Local Funds
T - Total Funds

Núm.	AC-Code / Oracle # / Fed # / Program Code	Description	Town	Phase	STIP Year	Fed. Past Obligations / Locally Funded	STIP Fiscal Year 2017	2018	2019	2020	Future Investment	Total Est. Cost	Remarks
56	AC-900133 B009000133 ZP-20	Bridge Critical Findings (2019)	Islandwide	NEPA		F - TC - S -	-	-	-	-	-	- - -	
						T						**-**	
				Pre-Engineering		F - TC - S -	-	-	-	-	-	- - -	
						T						**-**	
				Design		F - TC - S -	-	-	-	-	-	- - -	Please See Appendix A for Project List
						T			-			**-**	
				ROW		F - TC - S -	-	-	-	-	-	- - -	
						T						**-**	
				Construction	2019	F - TC - S -	-	-	2,128,000 532,000 140,000	-	-	2,128,000 532,000 140,000	
						T			**2,800,000**			**2,800,000**	
	Total Estimated Project Cost					**-**	**-**	**-**	**2,800,000**	**-**	**-**	**2,800,000**	
57	AC-900135 B009000135 ZP-10, ZP-20	Bridge Critical Findings (2020)	Islandwide	NEPA		F - TC - S -	-	-	-	-	-	- - -	
						T						**-**	
				Pre-Engineering		F - TC - S -	-	-	-	-	-	- - -	
						T						**-**	
				Design		F - TC - S -	-	-	-	-	-	- - -	Please See Appendix A for Project List
					2020	**T**				**-**		**-**	
				ROW		F - TC - S -	-	-	-	-	-	- - -	
						T						**-**	
				Construction	2020	F - TC - S -	-	-	-	2,731,440 682,860 179,700	-	2,731,440 682,860 179,700	
						T				**3,594,000**		**3,594,000**	
	Total Estimated Project Cost					**-**	**-**	**-**	**-**	**3,594,000**	**-**	**3,594,000**	

*Fund Reconciliation for each project can be found on pages FHWA-3 thru FHWA-6
**Retroactive TC will be used for projects currently under construction.

GOVERNMENT OF PUERTO RICO
PUERTO RICO DEPARTMENT OF TRANSPORTATION AND PUBLIC WORKS
PUERTO RICO HIGHWAY AND TRANSPORTATION AUTHORITY
STATEWIDE TRANSPORTATION IMPROVEMENT PROGRAM
FISCAL YEARS 2017-2020**

Legend:
F - Federal Funds
TC - Toll Credits Funds
S - State /Local Funds
T - Total Funds

Núm.	AC-Code / Oracle # / Fed # / Program Code	Description	Town	Phase	STIP Year	Fed. Past Obligations / Locally Funded	STIP Fiscal Year 2017	2018	2019	2020	Future Investment	Total Est. Cost	Remarks
						F -	-	-	-	-	-	-	
				NEPA		TC -	-	-	-	-	-	-	
						S -	-	-	-	-	-	-	
						T						**-**	
						F -	-	-	-	-	-	-	
				Pre-Engineering		TC -	-	-	-	-	-	-	
						S -	-	-	-	-	-	-	
						T						**-**	
	AC-990134					F -	-	-	-	-	-	-	
	L009900134			Design		TC -	-	-	-	-	-	-	Please See Appendix B for Project
58		Upgrade of Safety Devices in the Highway System (2017)	Islandwide			S -	-	-	-	-	-	-	List
	ZP-30					**T**						**-**	
						F -	-	-	-	-	-	-	
				ROW		TC -	-	-	-	-	-	-	
						S -	-	-	-	-	-	-	
						T						**-**	
						F -	3,800,000	-	-	-	-	3,800,000	
				Construction	2017	TC -	950,000	-	-	-	-	950,000	
						S -	250,000	-	-	-	-	250,000	
						T	**5,000,000**					**5,000,000**	
	Total Estimated Project Cost					**-**	**5,000,000**	**-**	**-**	**-**	**-**	**5,000,000**	
						F -	-	-	-	-	-	-	
				NEPA		TC -	-	-	-	-	-	-	
						S -	-	-	-	-	-	-	
						T						**-**	
						F -	-	-	-	-	-	-	
				Pre-Engineering		TC -	-	-	-	-	-	-	
						S -	-	-	-	-	-	-	
						T						**-**	
	AC-990144					F -	-	-	-	-	-	-	
	L009900149			Design		TC -	-	-	-	-	-	-	Please See Appendix B for Project
59		Upgrade of Safety Devices in the Highway System (2018)	Islandwide			S -	-	-	-	-	-	-	List
	ZP-30					**T**						**-**	
						F -	-	-	-	-	-	-	
				ROW		TC -	-	-	-	-	-	-	
						S -	-	-	-	-	-	-	
						T						**-**	
						F -	-	2,682,800	-	-	-	2,682,800	
				Construction	2018	TC -	-	670,700	-	-	-	670,700	
						S -	-	176,500	-	-	-	176,500	
						T		**3,530,000**				**3,530,000**	
	Total Estimated Project Cost					**-**	**-**	**3,530,000**	**-**	**-**	**-**	**3,530,000**	

*Fund Reconciliation for each project can be found on pages FHWA-3 thru FHWA-6
**Retroactive TC will be used for projects currently under construction.

GOVERNMENT OF PUERTO RICO
PUERTO RICO DEPARTMENT OF TRANSPORTATION AND PUBLIC WORKS
PUERTO RICO HIGHWAY AND TRANSPORTATION AUTHORITY
STATEWIDE TRANSPORTATION IMPROVEMENT PROGRAM
FISCAL YEARS 2017-2020**

Legend:
F - Federal Funds
TC - Toll Credits Funds
S - State /Local Funds
T - Total Funds

Núm.	AC-Code / Oracle # / Fed # / Program Code	Description	Town	Phase	STIP Year		Fed. Past Obligations / Locally Funded	STIP Fiscal Year 2017	2018	2019	2020	Future Investment	Total Est. Cost	Remarks
60	AC-990155 L009900155 ZP-30	Upgrade of Safety Devices in the Highway System (2019)	Islandwide	NEPA		F	-	-	-	-	-	-	-	
						TC	-	-	-	-	-	-	-	
						S	-	-	-	-	-	-	-	
						T							**-**	
				Pre-Engineering		F	-	-	-	-	-	-	-	
						TC	-	-	-	-	-	-	-	
						S	-	-	-	-	-	-	-	
						T							**-**	
				Design		F	-	-	-	-	-	-	-	
						TC	-	-	-	-	-	-	-	Please See Appendix B for Project List
						S	-	-	-	-	-	-	-	
						T							**-**	
				ROW		F	-	-	-	-	-	-	-	
						TC	-	-	-	-	-	-	-	
						S	-	-	-	-	-	-	-	
						T							**-**	
				Construction	2019	F	-	-	-	3,169,200	-	-	3,169,200	
						TC	-	-	-	792,300	-	-	792,300	
						S	-	-	-	208,500	-	-	208,500	
						T				**4,170,000**			**4,170,000**	
	Total Estimated Project Cost						**-**	**-**	**-**	**4,170,000**	**-**	**-**	**4,170,000**	
61	AC-800519 L009900156 ZP-30	Upgrade of Safety Devices in the Highway System (2020)	Islandwide	NEPA		F	-	-	-	-	-	-	-	
						TC	-	-	-	-	-	-	-	
						S	-	-	-	-	-	-	-	
						T							**-**	
				Pre-Engineering		F	-	-	-	-	-	-	-	
						TC	-	-	-	-	-	-	-	
						S	-	-	-	-	-	-	-	
						T							**-**	
				Design		F	-	-	-	-	-	-	-	
						TC	-	-	-	-	-	-	-	Please See Appendix B for Project List
						S	-	-	-	-	-	-	-	
						T							**-**	
				ROW		F	-	-	-	-	-	-	-	
						TC	-	-	-	-	-	-	-	
						S	-	-	-	-	-	-	-	
						T							**-**	
				Construction	2020	F	-	-	-	-	3,708,800	-	3,708,800	
						TC	-	-	-	-	927,200	-	927,200	
						S	-	-	-	-	244,000	-	244,000	
						T					**4,880,000**		**4,880,000**	
	Total Estimated Project Cost						**-**	**-**	**-**	**-**	**4,880,000**	**-**	**4,880,000**	

*Fund Reconciliation for each project can be found on pages FHWA-3 thru FHWA-6
**Retroactive TC will be used for projects currently under construction.

GOVERNMENT OF PUERTO RICO
PUERTO RICO DEPARTMENT OF TRANSPORTATION AND PUBLIC WORKS
PUERTO RICO HIGHWAY AND TRANSPORTATION AUTHORITY
STATEWIDE TRANSPORTATION IMPROVEMENT PROGRAM
FISCAL YEARS 2017-2020**

Legend:
F - Federal Funds
TC - Toll Credits Funds
S - State /Local Funds
T - Total Funds

Núm.	AC-Code / Oracle # / Fed # / Program Code	Description	Town	Phase	STIP Year		Fed. Past Obligations / Locally Funded	STIP Fiscal Year 2017	2018	2019	2020	Future Investment	Total Est. Cost	Remarks
				NEPA		F	-	-	-	-	-	-	-	
						TC	-	-	-	-	-	-	-	
						S	-	-	-	-	-	-	-	
						T							-	
				Pre-Engineering		F	-	-	-	-	-	-	-	
						TC	-	-	-	-	-	-	-	
						S	-	-	-	-	-	-	-	
						T							-	
	AC-992476					F	-	1,424,970	-	-	-	-	1,424,970	
	B009924076					TC	-	356,243	-	-	-	-	356,243	
62		Bridge Inventory System NBIS (33) (2018)	Islandwide	Design	2017	S	-	93,748	-	-	-	-	93,748	
	ZP-20					T		**1,874,961**					**1,874,961**	
				ROW		F	-	-	-	-	-	-	-	
						TC	-	-	-	-	-	-	-	
						S	-	-	-	-	-	-	-	
						T							-	
				Construction		F	-	-	-	-	-	-	-	
						TC	-	-	-	-	-	-	-	
						S	-	-	-	-	-	-	-	
						T							-	
	Total Estimated Project Cost						**-**	**1,874,961**	**-**	**-**	**-**	**-**	**1,874,961**	
				NEPA		F	-	-	-	-	-	-	-	
						TC	-	-	-	-	-	-	-	
						S	-	-	-	-	-	-	-	
						T							-	
				Pre-Engineering		F	-	-	-	-	-	-	-	
						TC	-	-	-	-	-	-	-	
						S	-	-	-	-	-	-	-	
						T							-	
	AC-992477					F	-	-	1,361,267	-	-	-	1,361,267	
	B009924077					TC	-	-	340,317	-	-	-	340,317	
63		Bridge Inventory System NBIS (34) (2019)	Islandwide	Design	2018	S	-	-	89,557	-	-	-	89,557	
	ZP-20					T			**1,791,141**				**1,791,141**	
				ROW		F	-	-	-	-	-	-	-	
						TC	-	-	-	-	-	-	-	
						S	-	-	-	-	-	-	-	
						T							-	
				Construction		F	-	-	-	-	-	-	-	
						TC	-	-	-	-	-	-	-	
						S	-	-	-	-	-	-	-	
						T							-	
	Total Estimated Project Cost						**-**	**-**	**1,791,141**	**-**	**-**	**-**	**1,791,141**	

*Fund Reconciliation for each project can be found on pages FHWA-3 thru FHWA-6
**Retroactive TC will be used for projects currently under construction.

GOVERNMENT OF PUERTO RICO
PUERTO RICO DEPARTMENT OF TRANSPORTATION AND PUBLIC WORKS
PUERTO RICO HIGHWAY AND TRANSPORTATION AUTHORITY
STATEWIDE TRANSPORTATION IMPROVEMENT PROGRAM
FISCAL YEARS 2017-2020**

Legend:
F - Federal Funds
TC - Toll Credits Funds
S - State /Local Funds
T - Total Funds

Núm.	AC-Code / Oracle # / Fed # / Program Code	Description	Town	Phase	STIP Year		Fed. Past Obligations / Locally Funded	STIP Fiscal Year 2017	2018	2019	2020	Future Investment	Total Est. Cost	Remarks
				NEPA		F	-	-	-	-	-	-	-	
						TC	-	-	-	-	-	-	-	
						S	-	-	-	-	-	-	-	
						T							**-**	
				Pre-Engineering		F	-	-	-	-	-	-	-	
						TC	-	-	-	-	-	-	-	
						S	-	-	-	-	-	-	-	
						T							**-**	
64	AC-992478 B009924078 ZP-20	Bridge Inventory System NBIS (35) (2020)	Islandwide	Design	2019	F	-	-	-	1,330,000	-	-	1,330,000	
						TC	-	-	-	332,500	-	-	332,500	
						S	-	-	-	87,500	-	-	87,500	
						T				**1,750,000**			**1,750,000**	
				ROW		F	-	-	-	-	-	-	-	
						TC	-	-	-	-	-	-	-	
						S	-	-	-	-	-	-	-	
						T							**-**	
				Construction		F	-	-	-	-	-	-	-	
						TC	-	-	-	-	-	-	-	
						S	-	-	-	-	-	-	-	
						T							**-**	
	Total Estimated Project Cost						**-**	**-**	**-**	**1,750,000**	**-**	**-**	**1,750,000**	
				NEPA		F	-	-	-	-	-	-	-	
						TC	-	-	-	-	-	-	-	
						S	-	-	-	-	-	-	-	
						T							**-**	
				Pre-Engineering		F	-	-	-	-	-	-	-	
						TC	-	-	-	-	-	-	-	
						S	-	-	-	-	-	-	-	
						T							**-**	
65	AC-992479 B009924079 ZP-20	Bridge Inventory System NBIS (36) (2021)	Islandwide	Design	2020	F	-	-	-	-	1,520,000	-	1,520,000	
						TC	-	-	-	-	380,000	-	380,000	
						S	-	-	-	-	100,000	-	100,000	
						T					**2,000,000**		**2,000,000**	
				ROW		F	-	-	-	-	-	-	-	
						TC	-	-	-	-	-	-	-	
						S	-	-	-	-	-	-	-	
						T							**-**	
				Construction		F	-	-	-	-	-	-	-	
						TC	-	-	-	-	-	-	-	
						S	-	-	-	-	-	-	-	
						T							**-**	
	Total Estimated Project Cost						**-**	**-**	**-**	**-**	**2,000,000**	**-**	**2,000,000**	

*Fund Reconciliation for each project can be found on pages FHWA-3 thru FHWA-6
**Retroactive TC will be used for projects currently under construction.

GOVERNMENT OF PUERTO RICO
PUERTO RICO DEPARTMENT OF TRANSPORTATION AND PUBLIC WORKS
PUERTO RICO HIGHWAY AND TRANSPORTATION AUTHORITY
STATEWIDE TRANSPORTATION IMPROVEMENT PROGRAM
FISCAL YEARS 2017-2020**

Legend:
F - Federal Funds
TC - Toll Credits Funds
S - State /Local Funds
T - Total Funds

Núm.	AC-Code / Oracle # / Fed # / Program Code	Description	Town	Phase	STIP Year	Fed. Past Obligations / Locally Funded	STIP Fiscal Year 2017	2018	2019	2020	Future Investment	Total Est. Cost	Remarks
						F -	-	-	-	-	-	-	
				NEPA		TC -	-	-	-	-	-	-	
						S -	-	-	-	-	-	-	
						T						**-**	
						F -	-	-	-	-	-	-	
				Pre-Engineering		TC -	-	-	-	-	-	-	
						S -	-	-	-	-	-	-	
						T						**-**	
	AC-990133					F -	-	-	-	-	-	-	
	L009900133			Design		TC -	-	-	-	-	-	-	
66		Intelligent Transportation System (ITS) (2017)	Islandwide			S -	-	-	-	-	-	-	
	ZP-20					**T**						**-**	
						F -	-	-	-	-	-	-	
				ROW		TC -	-	-	-	-	-	-	
						S -	-	-	-	-	-	-	
						T						**-**	
						F -	684,000	-	-	-	-	684,000	
				Construction	2017	TC -	171,000	-	-	-	-	171,000	Please See Appendix D for Project List
						S -	45,000	-	-	-	-	45,000	
						T	**900,000**					**900,000**	
	Total Estimated Project Cost					**-**	**900,000**	**-**	**-**	**-**	**-**	**900,000**	
						F -	-	-	-	-	-	-	
				NEPA		TC -	-	-	-	-	-	-	
						S -	-	-	-	-	-	-	
						T						**-**	
						F -	-	-	-	-	-	-	
				Pre-Engineering		TC -	-	-	-	-	-	-	
						S -	-	-	-	-	-	-	
						T						**-**	
	AC-990146					F -	-	1,805,000	-	-	-	1,805,000	
	L009900146			Design	2018	TC -	-	451,250	-	-	-	451,250	
67		Intelligent Transportaton System (ITS) (2018)	Islandwide			S -	-	118,750	-	-	-	118,750	
	ZP-20					**T**		**2,375,000**				**2,375,000**	
						F -	-	-	-	-	-	-	
				ROW		TC -	-	-	-	-	-	-	
						S -	-	-	-	-	-	-	
						T						**-**	
						F -	-	-	-	-	-	-	
				Construction		TC -	-	-	-	-	-	-	Please See Appendix D for Project List
						S -	-	-	-	-	-	-	
						T						**-**	
	Total Estimated Project Cost					**-**	**-**	**2,375,000**	**-**	**-**	**-**	**2,375,000**	

*Fund Reconciliation for each project can be found on pages FHWA-3 thru FHWA-6
**Retroactive TC will be used for projects currently under construction.

GOVERNMENT OF PUERTO RICO
PUERTO RICO DEPARTMENT OF TRANSPORTATION AND PUBLIC WORKS
PUERTO RICO HIGHWAY AND TRANSPORTATION AUTHORITY
STATEWIDE TRANSPORTATION IMPROVEMENT PROGRAM
FISCAL YEARS 2017-2020**

Legend:
F - Federal Funds
TC - Toll Credits Funds
S - State /Local Funds
T - Total Funds

Núm.	AC-Code / Oracle # / Fed # / Program Code	Description	Town	Phase	STIP Year		Fed. Past Obligations / Locally Funded	STIP Fiscal Year 2017	2018	2019	2020	Future Investment	Total Est. Cost	Remarks
68	AC-990153 L009900153 ZP-20	Intelligent Transportation System (ITS) (2019)	Islandwide	NEPA		F	-	-	-	-	-	-	-	
						TC	-	-	-	-	-	-	-	
						S	-	-	-	-	-	-	-	
						T							**-**	
				Pre-Engineering		F	-	-	-	-	-	-	-	
						TC	-	-	-	-	-	-	-	
						S	-	-	-	-	-	-	-	
						T							**-**	
				Design		F	-	-	-	-	-	-	-	
						TC	-	-	-	-	-	-	-	Please See Appendix D for Project List
						S	-	-	-	-	-	-	-	
						T							**-**	
				ROW		F	-	-	-	-	-	-	-	
						TC	-	-	-	-	-	-	-	
						S	-	-	-	-	-	-	-	
						T							**-**	
				Construction	2019	F	-	-	-	2,584,000	-	-	2,584,000	
						TC	-	-	-	646,000	-	-	646,000	
						S	-	-	-	170,000	-	-	170,000	
						T				**3,400,000**			**3,400,000**	
	Total Estimated Project Cost						**-**	**-**	**-**	**3,400,000**	**-**	**-**	**3,400,000**	
69	AC-990156 L009900156 ZP-20	Intelligent Transportation System (ITS) (2020)	Islandwide	NEPA		F	-	-	-	-	-	-	-	
						TC	-	-	-	-	-	-	-	
						S	-	-	-	-	-	-	-	
						T							**-**	
				Pre-Engineering		F	-	-	-	-	-	-	-	
						TC	-	-	-	-	-	-	-	
						S	-	-	-	-	-	-	-	
						T							**-**	
				Design	2020	F	-	-	-	-	4,360,000	-	4,360,000	
						TC	-	-	-	-	1,090,000	-	1,090,000	
						S	-	-	-	-	286,842	-	286,842	
						T				**-**	**5,736,842**		**5,736,842**	
				ROW		F	-	-	-	-	-	-	-	
						TC	-	-	-	-	-	-	-	
						S	-	-	-	-	-	-	-	
						T							**-**	
				Construction		F	-	-	-	-	-	-	-	
						TC	-	-	-	-	-	-	-	Please See Appendix D for Project List
						S	-	-	-	-	-	-	-	
						T							**-**	
	Total Estimated Project Cost						**-**	**-**	**-**	**-**	**5,736,842**	**-**	**5,736,842**	

*Fund Reconciliation for each project can be found on pages FHWA-3 thru FHWA-6
**Retroactive TC will be used for projects currently under construction.

GOVERNMENT OF PUERTO RICO
PUERTO RICO DEPARTMENT OF TRANSPORTATION AND PUBLIC WORKS
PUERTO RICO HIGHWAY AND TRANSPORTATION AUTHORITY
STATEWIDE TRANSPORTATION IMPROVEMENT PROGRAM
FISCAL YEARS 2017-2020**

Legend:
F - Federal Funds
TC - Toll Credits Funds
S - State /Local Funds
T - Total Funds

Núm.	AC-Code / Oracle # / Fed # / Program Code	Description	Town	Phase	STIP Year		Fed. Past Obligations / Locally Funded	STIP Fiscal Year 2017	2018	2019	2020	Future Investment	Total Est. Cost	Remarks
						F	-	-	-	-	-	-	-	
				NEPA		TC	-	-	-	-	-	-	-	
						S	-	-	-	-	-	-	-	
						T							**-**	
						F	-	-	-	-	-	-	-	
				Pre-Engineering		TC	-	-	-	-	-	-	-	
						S	-	-	-	-	-	-	-	
						T							**-**	
	AC-990135	Islandwide Roadwide Traffic Signals,				F	-	760,000	-	-	-	-	760,000	
	L009900135	Pavement Marking, Signing and		Design	2017	TC	-	190,000	-	-	-	-	190,000	Please See Appendix B for Project
70		Geometric Safety Improvements	Islandwide			S	-	50,000	-	-	-	-	50,000	List
	ZP-30	Projects (2017)				**T**		**1,000,000**					**1,000,000**	
						F	-	-	-	-	-	-	-	
				ROW		TC	-	-	-	-	-	-	-	
						S	-	-	-	-	-	-	-	
						T							**-**	
						F	-	15,561,000	-	-	-	-	15,561,000	
				Construction	2017	TC	-	3,890,250	-	-	-	-	3,890,250	
						S	-	1,023,750	-	-	-	-	1,023,750	
						T		**20,475,000**					**20,475,000**	
	Total Estimated Project Cost						**-**	**21,475,000**	**-**	**-**	**-**	**-**	**21,475,000**	
						F	-	-	-	-	-	-	-	
				NEPA		TC	-	-	-	-	-	-	-	
						S	-	-	-	-	-	-	-	
						T							**-**	
						F	-	-	-	-	-	-	-	
				Pre-Engineering		TC	-	-	-	-	-	-	-	
						S	-	-	-	-	-	-	-	
						T							**-**	
	AC-990145	Islandwide Roadwide Traffic Signals,				F	-	-	760,000	-	-	-	760,000	
	L009900145	Pavement Marking, Signing and		Design	2018	TC	-	-	190,000	-	-	-	190,000	Please See Appendix B for Project
71		Geometric Safety Improvements	Islandwide			S	-	-	50,000	-	-	-	50,000	List
	ZP-30	Projects (2018)				**T**			**1,000,000**				**1,000,000**	
						F	-	-	-	-	-	-	-	
				ROW		TC	-	-	-	-	-	-	-	
						S	-	-	-	-	-	-	-	
						T							**-**	
						F	-	-	13,334,413	-	-	-	13,334,413	
				Construction	2018	TC	-	-	3,333,603	-	-	-	3,333,603	
						S	-	-	877,264	-	-	-	877,264	
						T			**17,545,280**				**17,545,280**	
	Total Estimated Project Cost						**-**	**-**	**18,545,280**	**-**	**-**	**-**	**18,545,280**	

*Fund Reconciliation for each project can be found on pages FHWA-3 thru FHWA-6
**Retroactive TC will be used for projects currently under construction.

GOVERNMENT OF PUERTO RICO
PUERTO RICO DEPARTMENT OF TRANSPORTATION AND PUBLIC WORKS
PUERTO RICO HIGHWAY AND TRANSPORTATION AUTHORITY
STATEWIDE TRANSPORTATION IMPROVEMENT PROGRAM
FISCAL YEARS 2017-2020**

Legend:
F - Federal Funds
TC - Toll Credits Funds
S - State /Local Funds
T - Total Funds

Núm.	AC-Code / Oracle # / Fed # / Program Code	Description	Town	Phase	STIP Year		Fed. Past Obligations / Locally Funded	STIP Fiscal Year 2017	2018	2019	2020	Future Investment	Total Est. Cost	Remarks
72	AC-800514 L009999514 ZP-30	Islandwide Roadwide Traffic Signals, Pavement Marking, Signing and Geometric Safety Improvements Projects (2019)	Islandwide	NEPA		F	-	-	-	-	-	-	-	
						TC	-	-	-	-	-	-	-	
						S	-	-	-	-	-	-	-	
						T							**-**	
				Pre-Engineering		F	-	-	-	-	-	-	-	
						TC	-	-	-	-	-	-	-	
						S	-	-	-	-	-	-	-	
						T							**-**	
				Design		F	-	-	-	760,000	-	-	760,000	
						TC	-	-	-	190,000	-	-	190,000	Please See Appendix B for Project List
						S	-	-	-	50,000	-	-	50,000	
						T				**1,000,000**			**1,000,000**	
				ROW		F	-	-	-	-	-	-	-	
						TC	-	-	-	-	-	-	-	
						S	-	-	-	-	-	-	-	
						T							**-**	
				Construction	2019	F	-	-	-	17,328,000	-	-	17,328,000	
						TC	-	-	-	4,332,000	-	-	4,332,000	
						S	-	-	-	1,140,000	-	-	1,140,000	
						T				**22,800,000**			**22,800,000**	
	Total Estimated Project Cost						**-**	**-**	**-**	**23,800,000**	**-**	**-**	**23,800,000**	
73	AC-800521 L009999521 ZP-30	Islandwide Roadwide Traffic Signals, Pavement Marking, Signing and Geometric Safety Improvements Projects (2020)	Islandwide	NEPA		F	-	-	-	-	-	-	-	
						TC	-	-	-	-	-	-	-	
						S	-	-	-	-	-	-	-	
						T							**-**	
				Pre-Engineering		F	-	-	-	-	-	-	-	
						TC	-	-	-	-	-	-	-	
						S	-	-	-	-	-	-	-	
						T							**-**	
				Design		F	-	-	-	-	760,000	-	760,000	
						TC	-	-	-	-	190,000	-	190,000	Please See Appendix B for Project List
						S	-	-	-	-	50,000	-	50,000	
						T					**1,000,000**		**1,000,000**	
				ROW		F	-	-	-	-	-	-	-	
						TC	-	-	-	-	-	-	-	
						S	-	-	-	-	-	-	-	
						T							**-**	
				Construction	2020	F	-	-	-	-	18,473,408	-	18,473,408	
						TC	-	-	-	-	4,618,352	-	4,618,352	
						S	-	-	-	-	1,215,356	-	1,215,356	
						T					**24,307,116**		**24,307,116**	
	Total Estimated Project Cost						**-**	**-**	**-**	**-**	**25,307,116**	**-**	**25,307,116**	

*Fund Reconciliation for each project can be found on pages FHWA-3 thru FHWA-6
**Retroactive TC will be used for projects currently under construction.

GOVERNMENT OF PUERTO RICO
PUERTO RICO DEPARTMENT OF TRANSPORTATION AND PUBLIC WORKS
PUERTO RICO HIGHWAY AND TRANSPORTATION AUTHORITY
STATEWIDE TRANSPORTATION IMPROVEMENT PROGRAM
FISCAL YEARS 2017-2020**

Legend:
F - Federal Funds
TC - Toll Credits Funds
S - State /Local Funds
T - Total Funds

Núm.	AC-Code / Oracle # / Fed # / Program Code	Description	Town	Phase	STIP Year		Fed. Past Obligations / Locally Funded	STIP Fiscal Year 2017	2018	2019	2020	Future Investment	Total Est. Cost	Remarks
						F	-	-	-	-	-	-	-	
				NEPA		TC	-	-	-	-	-	-	-	
						S	-	-	-	-	-	-	-	
						T							**-**	
						F	-	-	-	-	-	-	-	
				Pre-Engineering		TC	-	-	-	-	-	-	-	
						S	-	-	-	-	-	-	-	
						T							**-**	
	AC-800492					F	-	380,000	-	-	-	-	380,000	
	L009999492					TC	-	95,000	-	-	-	-	95,000	Please See Appendix B for Project
74		Implementation of Strategic Highway Safety Plan (2017)	Islandwide	Design	2017	S	-	25,000	-	-	-	-	25,000	List
	ZP-30					**T**		**500,000**					**500,000**	
						F	-	-	-	-	-	-	-	
				ROW		TC	-	-	-	-	-	-	-	
						S	-	-	-	-	-	-	-	
						T							**-**	
						F	-	3,420,000	-	-	-	-	3,420,000	
				Construction	2017	TC	-	855,000	-	-	-	-	855,000	
						S	-	225,000	-	-	-	-	225,000	
						T		**4,500,000**					**4,500,000**	
	Total Estimated Project Cost						**-**	**5,000,000**	**-**	**-**	**-**	**-**	**5,000,000**	
						F	-	-	-	-	-	-	-	
				NEPA		TC	-	-	-	-	-	-	-	
						S	-	-	-	-	-	-	-	
						T							**-**	
						F	-	-	-	-	-	-	-	
				Pre-Engineering		TC	-	-	-	-	-	-	-	
						S	-	-	-	-	-	-	-	
						T							**-**	
	AC-800493					F	-	-	380,000	-	-	-	380,000	
	L009999493					TC	-	-	95,000	-	-	-	95,000	
75		Implementation of Strategic Highway Safety Plan (2018)	Islandwide	Design	2018	S	-	-	25,000	-	-	-	25,000	
	ZP-30					**T**			**500,000**				**500,000**	
						F	-	-	-	-	-	-	-	
				ROW		TC	-	-	-	-	-	-	-	
						S	-	-	-	-	-	-	-	
						T							**-**	
						F	-	-	1,900,000	-	-	-	1,900,000	
				Construction	2018	TC	-	-	475,000	-	-	-	475,000	Please See Appendix B for Project
						S	-	-	125,000	-	-	-	125,000	List
						T			**2,500,000**				**2,500,000**	
	Total Estimated Project Cost						**-**	**-**	**3,000,000**	**-**	**-**	**-**	**3,000,000**	

*Fund Reconciliation for each project can be found on pages FHWA-3 thru FHWA-6
**Retroactive TC will be used for projects currently under construction.

GOVERNMENT OF PUERTO RICO
PUERTO RICO DEPARTMENT OF TRANSPORTATION AND PUBLIC WORKS
PUERTO RICO HIGHWAY AND TRANSPORTATION AUTHORITY
STATEWIDE TRANSPORTATION IMPROVEMENT PROGRAM
FISCAL YEARS 2017-2020**

Legend:
F - Federal Funds
TC - Toll Credits Funds
S - State /Local Funds
T - Total Funds

Núm.	AC-Code / Oracle # / Fed # / Program Code	Description	Town	Phase	STIP Year		Fed. Past Obligations / Locally Funded	STIP Fiscal Year 2017	2018	2019	2020	Future Investment	Total Est. Cost	Remarks
				NEPA		F	-	-	-	-	-	-	-	
						TC	-	-	-	-	-	-	-	
						S	-	-	-	-	-	-	-	
						T							**-**	
				Pre-Engineering		F	-	-	-	-	-	-	-	
						TC	-	-	-	-	-	-	-	
						S	-	-	-	-	-	-	-	
						T							**-**	
	AC-800515					F	-	-	-	380,000	-	-	380,000	
	L009999515					TC	-	-	-	95,000	-	-	95,000	Please See Appendix B for Project
76		Implementation of Strategic Highway Safety Plan (2019)	Islandwide	Design	2019	S	-	-	-	25,000	-	-	25,000	List
	ZP-30					**T**				**500,000**			**500,000**	
				ROW		F	-	-	-	-	-	-	-	
						TC	-	-	-	-	-	-	-	
						S	-	-	-	-	-	-	-	
						T							**-**	
				Construction	2019	F	-	-	-	4,012,800	-	-	4,012,800	
						TC	-	-	-	1,003,200	-	-	1,003,200	
						S	-	-	-	264,000	-	-	264,000	
						T				**5,280,000**			**5,280,000**	
	Total Estimated Project Cost						**-**	**-**	**-**	**5,780,000**	**-**	**-**	**5,780,000**	
				NEPA		F	-	-	-	-	-	-	-	
						TC	-	-	-	-	-	-	-	
						S	-	-	-	-	-	-	-	
						T							**-**	
				Pre-Engineering		F	-	-	-	-	-	-	-	
						TC	-	-	-	-	-	-	-	
						S	-	-	-	-	-	-	-	
						T							**-**	
	AC-800520					F	-	-	-	-	637,792	-	637,792	
	L009999520					TC	-	-	-	-	159,448	-	159,448	Please See Appendix B for Project
77		Implementation of Strategic Highway Safety Plan (2020)	Islandwide	Design	2020	S	-	-	-	-	41,960	-	41,960	List
	ZP-30					**T**					**839,200**		**839,200**	
				ROW		F	-	-	-	-	-	-	-	
						TC	-	-	-	-	-	-	-	
						S	-	-	-	-	-	-	-	
						T							**-**	
				Construction	2020	F	-	-	-	-	3,420,000	-	3,420,000	
						TC	-	-	-	-	855,000	-	855,000	
						S	-	-	-	-	225,000	-	225,000	
						T					**4,500,000**		**4,500,000**	
	Total Estimated Project Cost						**-**	**-**	**-**	**-**	**5,339,200**	**-**	**5,339,200**	

*Fund Reconciliation for each project can be found on pages FHWA-3 thru FHWA-6
**Retroactive TC will be used for projects currently under construction.

GOVERNMENT OF PUERTO RICO
PUERTO RICO DEPARTMENT OF TRANSPORTATION AND PUBLIC WORKS
PUERTO RICO HIGHWAY AND TRANSPORTATION AUTHORITY
STATEWIDE TRANSPORTATION IMPROVEMENT PROGRAM
FISCAL YEARS 2017-2020**

Legend:
F - Federal Funds
TC - Toll Credits Funds
S - State /Local Funds
T - Total Funds

Núm.	AC-Code / Oracle # / Fed # / Program Code	Description	Town	Phase	STIP Year	Fed. Past Obligations / Locally Funded	STIP Fiscal Year 2017	2018	2019	2020	Future Investment	Total Est. Cost	Remarks
78	AC-990151 L009900151 ZP-40, ZP-50	Highway Safety Improvements - Puerto Rico Section 154 and 164 Penalty (HSIP-Elegible Activities) (2017)	Islandwide	NEPA		F -	-	-	-	-	-	-	
						TC -	-	-	-	-	-	-	
						S -	-	-	-	-	-	-	
						T						-	
				Pre-Engineering		F -	-	-	-	-	-	-	
						TC -	-	-	-	-	-	-	
						S -	-	-	-	-	-	-	
						T						-	
				Design		F -	-	-	-	-	-	-	
						TC -	-	-	-	-	-	-	
						S -	-	-	-	-	-	-	
						T						-	
				ROW		F -	-	-	-	-	-	-	
						TC -	-	-	-	-	-	-	
						S -	-	-	-	-	-	-	
						T						-	
				Construction	2017	F -	2,888,000	-	-	-	-	2,888,000	
						TC -	722,000	-	-	-	-	722,000	
						S -	190,000	-	-	-	-	190,000	
						T	**3,800,000**					**3,800,000**	
	Total Estimated Project Cost					**-**	**3,800,000**	**-**	**-**	**-**	**-**	**3,800,000**	
79	AC-990152 L009900152 ZP-40, ZP-50	Highway Safety Improvements - Puerto Rico Section 154 and 164 Penalty (HSIP-Elegible Activities) (2018)	Islandwide	NEPA		F -	-	-	-	-	-	-	
						TC -	-	-	-	-	-	-	
						S -	-	-	-	-	-	-	
						T						-	
				Pre-Engineering		F -	-	-	-	-	-	-	
						TC -	-	-	-	-	-	-	
						S -	-	-	-	-	-	-	
						T						-	
				Design		F -	-	-	-	-	-	-	
						TC -	-	-	-	-	-	-	
						S -	-	-	-	-	-	-	
						T						-	
				ROW		F -	-	-	-	-	-	-	
						TC -	-	-	-	-	-	-	
						S -	-	-	-	-	-	-	
						T						-	
				Construction	2018	F -	-	2,888,000	-	-	-	2,888,000	
						TC -	-	722,000	-	-	-	722,000	
						S -	-	190,000	-	-	-	190,000	
						T		**3,800,000**				**3,800,000**	
	Total Estimated Project Cost					**-**	**-**	**3,800,000**	**-**	**-**	**-**	**3,800,000**	

*Fund Reconciliation for each project can be found on pages FHWA-3 thru FHWA-6
**Retroactive TC will be used for projects currently under construction.

GOVERNMENT OF PUERTO RICO
PUERTO RICO DEPARTMENT OF TRANSPORTATION AND PUBLIC WORKS
PUERTO RICO HIGHWAY AND TRANSPORTATION AUTHORITY
STATEWIDE TRANSPORTATION IMPROVEMENT PROGRAM
FISCAL YEARS 2017-2020**

Legend:
F - Federal Funds
TC - Toll Credits Funds
S - State /Local Funds
T - Total Funds

Núm.	AC-Code / Oracle # / Fed # / Program Code	Description	Town	Phase	STIP Year	Fed. Past Obligations / Locally Funded	STIP Fiscal Year 2017	2018	2019	2020	Future Investment	Total Est. Cost	Remarks
80	AC-990154 L009900154 ZP-40, ZP-50	Highway Safety Improvements - Puerto Rico Section 154 and 164 Penalty (HSIP-Elegible Activities) (2019)	Islandwide	NEPA		F - TC - S -	-	-	-	-	-	- - -	
						T						**-**	
				Pre-Engineering		F - TC - S -	-	-	-	-	-	- - -	
						T						**-**	
				Design		F - TC - S -	-	-	-	-	-	- - -	Please See Appendix B for Project List
						T						**-**	
				ROW		F - TC - S -	-	-	-	-	-	- - -	
						T						**-**	
				Construction	2019	F - TC - S -	-	-	2,888,000 722,000 190,000	-	-	2,888,000 722,000 190,000	
						T			**3,800,000**			**3,800,000**	
	Total Estimated Project Cost					**-**	**-**	**-**	**3,800,000**	**-**	**-**	**3,800,000**	
81	AC-990157 L009900157 ZP-40, ZP-50	Highway Safety Improvements - Puerto Rico Section 154 and 164 Penalty (HSIP-Elegible Activities) (2020)	Islandwide	NEPA		F - TC - S -	-	-	-	-	-	- - -	
						T						**-**	
				Pre-Engineering		F - TC - S -	-	-	-	-	-	- - -	
						T						**-**	
				Design		F - TC - S -	-	-	-	-	-	- - -	Please See Appendix B for Project List
						T						**-**	
				ROW		F - TC - S -	-	-	-	-	-	- - -	
						T						**-**	
				Construction	2020	F - TC - S -	-	-	-	2,888,000 722,000 190,000	-	2,888,000 722,000 190,000	
						T				**3,800,000**		**3,800,000**	
	Total Estimated Project Cost					**-**	**-**	**-**	**-**	**3,800,000**	**-**	**3,800,000**	

*Fund Reconciliation for each project can be found on pages FHWA-3 thru FHWA-6
**Retroactive TC will be used for projects currently under construction.

GOVERNMENT OF PUERTO RICO
PUERTO RICO DEPARTMENT OF TRANSPORTATION AND PUBLIC WORKS
PUERTO RICO HIGHWAY AND TRANSPORTATION AUTHORITY
STATEWIDE TRANSPORTATION IMPROVEMENT PROGRAM
FISCAL YEARS 2017-2020**

Legend:
F - Federal Funds
TC - Toll Credits Funds
S - State /Local Funds
T - Total Funds

Núm.	AC-Code / Oracle # / Fed # / Program Code	Description	Town	Phase	STIP Year		Fed. Past Obligations / Locally Funded	STIP Fiscal Year 2017	2018	2019	2020	Future Investment	Total Est. Cost	Remarks
82	AC-800480 L009999480 ZP-10, ZP-20	Technical Studies NEPA San Lorenzo Bypass from PR-181 Int. PR-183 to PR-181 Int. PR-9912 (AC-918101)	Islandwide	NEPA	2017	F	-	285,000	-	-	-	-	285,000	
						TC	-	71,250	-	-	-	-	71,250	
						S	-	18,750	-	-	-	-	18,750	
						T		**375,000**					**375,000**	
				Pre-Engineering		F	-		-	-	-	-	-	
						TC	-	-	-	-	-	-	-	
						S	-	-	-	-	-	-	-	
						T							**-**	
				Design		F	-	-	-	-	-	-	-	
						TC	-	-	-	-	-	-	-	
						S	-	-	-	-	-	-	-	
						T							**-**	
				ROW		F	-	-	-	-	-	-	-	
						TC	-	-	-	-	-	-	-	
						S	-	-	-	-	-	-	-	
						T							**-**	
				Construction		F	-	-	-	-	-	-	-	
						TC	-	-	-	-	-	-	-	
						S	-	-	-	-	-	-	-	
						T		**-**					**-**	
	Total Estimated Project Cost						**-**	**375,000**	**-**	**-**	**-**	**-**	**375,000**	
	Islandwide Total						**22,494,601**	**84,995,105**	**72,663,486**	**88,737,992**	**90,822,198**	**-**	**359,713,382**	

*Fund Reconciliation for each project can be found on pages FHWA-3 thru FHWA-6
**Retroactive TC will be used for projects currently under construction.

GOVERNMENT OF PUERTO RICO
PUERTO RICO DEPARTMENT OF TRANSPORTATION AND PUBLIC WORKS
PUERTO RICO HIGHWAY AND TRANSPORTATION AUTHORITY
STATEWIDE TRANSPORTATION IMPROVEMENT PROGRAM
FISCAL YEARS 2017-2020**

Legend:
F - Federal Funds
TC - Toll Credits Funds
S - State /Local Funds
T - Total Funds

Núm.	AC-Code / Oracle # / Fed # / Program Code	Description	Town	Phase	STIP Year		Fed. Past Obligations / Locally Funded	STIP Fiscal Year 2017	2018	2019	2020	Future Investment	Total Est. Cost	Remarks
83	AC-TBD	Toll Credits to be used for Change Orders and Extra Work Orders - Availability of funds provided by the Deobligation of Projects	Islandwide	NEPA	2017	F	-		-	-	-	-	-	
						TC	-	500,000	-	-	-	-	500,000	
						S	-		-	-	-	-	-	
						T		**500,000**					**500,000**	
				Pre-Engineering	2017	F	-		-	-	-	-	-	
						TC	-	500,000	-	-	-	-	500,000	
						S	-		-	-	-	-	-	
						T		**500,000**					**500,000**	
				Design	2017	F	-		-	-	-	-	-	
						TC	-	500,000	-	-	-	-	500,000	
						S	-		-	-	-	-	-	
						T		**500,000**					**500,000**	
				ROW	2017	F	-	-	-	-	-	-	-	
						TC	-	500,000	-	-	-	-	500,000	
						S	-	-	-	-	-	-	-	
						T		**500,000**					**500,000**	
				Construction	2017	F	-	-	-	-	-	-	-	
						TC	-	6,000,000	-	-	-	-	6,000,000	
						S	-	-	-	-	-	-	-	
						T		**6,000,000**					**6,000,000**	
	Total Estimated Project Cost						**-**	**8,000,000**	**-**	**-**	**-**	**-**	**8,000,000**	

	Investment by Urbanized Area			
	2017	**2018**	**2019**	**2020**
UA>1,000,000 San Juan	58,780,684	41,618,031	48,008,061	21,875,000
Aguadilla	1,600,000	14,583,859	5,125,000	31,004,118
UA<200,000 UZA	-	16,950,413	4,500,000	2,000,000
UA<50,000 Rural	360,000	-	11,662,500	-
Islandwide	84,995,105	72,663,486	88,737,992	90,822,198
Grand Total	**145,735,789**	**145,815,789**	**158,033,553**	**145,701,316**
Federal Funds	138,610,000	138,610,000	138,610,000	138,610,000
State Funds	7,125,789	7,205,789	19,423,553	7,091,316
Difference	**0**	**0**	**(0)**	**(0)**

	Investment by Phase			
	2017	**2018**	**2019**	**2020**
NEPA	1,160,000	-	-	-
Pre-Engineering	8,600,000	6,000,000	6,000,000	6,000,000
Design	3,374,961	7,785,141	8,725,000	12,576,042
ROW	3,710,000	1,700,000	16,562,500	5,875,000
Construction	128,890,828	130,330,648	126,746,053	121,250,274
Grand Total	**145,735,789**	**145,815,789**	**158,033,553**	**145,701,316**

*Fund Reconciliation for each project can be found on pages FHWA-3 thru FHWA-6
**Retroactive TC will be used for projects currently under construction.

GOVERNMENT OF PUERTO RICO
PUERTO RICO DEPARTMENT OF TRANSPORTATION AND PUBLIC WORKS
PUERTO RICO HIGHWAY AND TRANSPORTATION AUTHORITY
STATEWIDE TRANSPORTATION IMPROVEMENT PROGRAM
FISCAL YEARS 2017-2020**

ISLANDWIDE EMERGENCY RELIEF PROJECTS - STORM OTTO

Legend:
F - Federal Funds
TC - Toll Credits Funds
S - State /Local Funds
T - Total Funds

Núm.	AC-Code / Oracle # / Fed # / Program Code	Description	Town	Phase	STIP Year		Fed. Past Obligations / Locally Funded	STIP Fiscal Year 2017	2018	2019	2020	Future Investment	Total Est. Cost	Remarks
ISLANDWIDE EMERGENCY RELIEF PROJECTS - STORM OTTO														
1	AC-065606 R00065606 ER-656(2) ER-80	Reconstruction of PR-656 km. 2.3	Arecibo	NEPA		F	-	-	-	-	-	-	-	
						TC	-	-	-	-	-	-	-	
						S	-	-	-	-	-	-	-	
						T							**-**	
				Pre-Engineering		F	-	-	-	-	-	-	-	
						TC	-	-	-	-	-	-	-	
						S	-	-	-	-	-	-	-	
						T							**-**	
				Design		F	-	-	-	-	-	-	-	
						TC	-	-	-	-	-	-	-	
						S	-	-	-	-	-	-	-	
						T							**-**	
				ROW		F	381,391	-	-	-	-	-	381,391	
						TC		-	-	-	-	-	-	
						S	93,863	-	-	-	-	-	93,863	
						T	**475,254**						**475,254**	
				Construction	2014	F	2,178,830	915,805	-	-	-	-	3,094,635	
					2014 2017	TC			-	-	-	-	-	
					2017	S	536,243	990,822	-	-	-	-	1,527,065	
						T	**2,715,073**	**1,751,775**		**-**			**4,466,848**	
	Total Estimated Project Cost						**3,190,327**	**1,751,775**	**-**	**-**	**-**	**-**	**4,942,102**	

GOVERNMENT OF PUERTO RICO
PUERTO RICO DEPARTMENT OF TRANSPORTATION AND PUBLIC WORKS
PUERTO RICO HIGHWAY AND TRANSPORTATION AUTHORITY
STATEWIDE TRANSPORTATION IMPROVEMENT PROGRAM
FISCAL YEARS 2017-2020**

ISLANDWIDE EMERGENCY RELIEF PROJECT - HEAVY RAINS OF MARCH 2012

Legend:
F - Federal Funds
TC - Toll Credits Funds
S - State /Local Funds
T - Total Funds

Núm.	AC-Code / Oracle # / Fed # / Program Code	Description	Town	Phase	STIP Year		Fed. Past Obligations / Locally Funded	STIP Fiscal Year 2017	2018	2019	2020	Future Investment	Total Est. Cost	Remarks
ISLANDWIDE EMERGENCY RELIEF PROJECT - HEAVY RAINS OF MARCH 2012														
				NEPA		F	-	-	-	-	-	-	-	
						TC	-	-	-	-	-	-	-	
						S	-	-	-	-	-	-	-	
						T							**-**	
				Pre-Engineering		F	-	-	-	-	-	-	-	
						TC	-	-	-	-	-	-	-	
						S	-	-	-	-	-	-	-	
						T							**-**	
2	AC-100081 R000010181 ER-10(72) ER-90	Reconstruction of PR-10, kms. 59.4, 60.4, 60.9, 61.1	Utuado	Design	2014	F	516,730	-	-	-	-	-	516,730	
						TC	-	-	-	-	-	-	-	
						S	164,080	-	-	-	-	-	164,080	
						T	**680,810**						**680,810**	
				ROW	2017	F	-	160,000	-	-	-	-	160,000	
						TC	-	-	-	-	-	-	-	
						S	-	40,000	-	-	-	-	40,000	
						T		**200,000**					**200,000**	
				Construction	2018	F	-	-	8,518,984	-	-		8,518,984	
						TC	-	-		-	-		-	The $3,189,871.20 available in the ER-90 fund will be used. Additonal funds of $7,458,859 is programmed in the STIP for FY 2018.
						S	-	-	2,129,746	-	-		2,129,746	
						T	**-**		**10,648,730**				**10,648,730**	
	Total Estimated Project Cost						**680,810**	**200,000**	**10,648,730**	**-**	**-**	**-**	**11,529,540**	
				NEPA		F	-	-	-	-	-	-	-	
						TC	-	-	-	-	-	-	-	
						S	-	-	-	-	-	-	-	
						T							**-**	
				Pre-Engineering		F	163,666	-	-	-	-	-	163,666	
						TC	40,917	-	-	-	-	-	40,917	
						S	-	-	-	-	-	-	-	
						T	**204,583**						**204,583**	
				Design		F	-	-	-	-	-	-	-	
						TC	-	-	-	-	-	-	-	
3	AC-111131 R000111131 ER-111(29) ER-90	Reconstruction of PR-111, Kms. 4.0, 4.2	Utuado			S	-	-	-	-	-	-	-	
						T							**-**	
				ROW		F	646	-	-	-	-	-	646	
						TC	162	-	-	-	-	-	162	
						S		-	-	-	-	-	-	
						T	**808**		**-**				**808**	
				Construction	2017	F	-	1,834,507	-	-	-	-	1,834,507	
						TC	-		-	-	-	-	-	
						S	-	451,483	-	-	-	-	451,483	
						T		**2,285,990**				**-**	**2,285,990**	
	Total Estimated Project Cost						**205,391**	**2,285,990**	**-**	**-**	**-**	**-**	**2,491,381**	

GOVERNMENT OF PUERTO RICO
PUERTO RICO DEPARTMENT OF TRANSPORTATION AND PUBLIC WORKS
PUERTO RICO HIGHWAY AND TRANSPORTATION AUTHORITY
STATEWIDE TRANSPORTATION IMPROVEMENT PROGRAM
FISCAL YEARS 2017-2020**

ISLANDWIDE EMERGENCY RELIEF PROJECT - HEAVY RAINS OF MARCH 2012

Legend:
F - Federal Funds
TC - Toll Credits Funds
S - State /Local Funds
T - Total Funds

Núm.	AC-Code / Oracle # / Fed # / Program Code	Description	Town	Phase	STIP Year		Fed. Past Obligations / Locally Funded	STIP Fiscal Year 2017	2018	2019	2020	Future Investment	Total Est. Cost	Remarks
4	AC-111133 R000111133 ER-90	Reconstruction PR-111 kms. 10.8, 5.7, 12.5	Utuado	NEPA		F	-	-	-	-	-	-	-	
						TC	-	-	-	-	-	-	-	
						S	-	-	-	-	-	-	-	
						T							**-**	
				Pre-Engineering		F	-	-	-	-	-	-	-	
						TC	-	-	-	-	-	-	-	
						S	-	-	-	-	-	-	-	
						T							**-**	
				Design		F	-	-	-	-	-	-	-	
						TC	-	-	-	-	-	-	-	
						S	-	-	-	-	-	-	-	
						T							**-**	
				ROW	2017	F	-	20,000	-	-	-	-	20,000	
						TC	-	-	-	-	-	-	-	
						S	-	5,000	-	-	-	-	5,000	
						T		**25,000**					**25,000**	
				Construction	2018	F	-	-	579,405	-	-	-	579,405	
						TC	-	-		-	-	-	-	
						S	-	-	142,595	-	-	-	142,595	
						T			**722,000**				**722,000**	
	Total Estimated Project Cost						**-**	**25,000**	**722,000**	**-**	**-**	**-**	**747,000**	

GOVERNMENT OF PUERTO RICO
PUERTO RICO DEPARTMENT OF TRANSPORTATION AND PUBLIC WORKS
PUERTO RICO HIGHWAY AND TRANSPORTATION AUTHORITY
STATEWIDE TRANSPORTATION IMPROVEMENT PROGRAM
FISCAL YEARS 2017-2020**
EARMARK SECTION 1934

Legend:
F - Federal Funds
TC - Toll Credits Funds
S - State /Local Funds
T - Total Funds

Núm.	AC-Code / Oracle # / Fed # / Program Code	Description	Town	Phase	STIP Year		Fed. Past Obligations / Locally Funded	STIP Fiscal Year 2017	2018	2019	2020	Future Investment	Total Est. Cost	Remarks
EARMARK SECTION 1934														
5	AC-111123 S000111123 EARMARK 9999(133)	Widening of PR-111 from Intersection PR-444 to PR-423	Moca	NEPA		F	-	-	-	-	-	-	-	
						TC	-	-	-	-	-	-	-	
						S	-	-	-	-	-	-	-	
						T							**-**	
				Pre-Engineering		F	-	-	-	-	-	-	-	
						TC	-	-	-	-	-	-	-	
						S	429,664	-	-	-	-	-	429,664	To be completed with state funds
						T	**429,664**						**429,664**	
				Design		F	-	-	-	-	-	-	-	
						TC	-	-	-	-	-	-	-	
						S	-	-	-	-	-	-	-	
						T							**-**	
				ROW	2019	F	-	-	-	1,521,126	-	-	1,521,126	
						TC	-	-	-	380,281	-	-	380,281	
						S	-	-	-		-	-	-	
						T				**1,901,407**			**1,901,407**	
				Construction	2020	F	-	-	-	-	4,570,676	-	4,570,676	
						TC	-	-	-	-	1,142,669	-	1,142,669	
						S	-	-	-	-	300,702	-	300,702	
						T					**6,014,048**		**6,014,048**	
	Total Estimated Project Cost						**429,664**	**-**	**-**	**1,901,407**	**6,014,048**	**-**	**8,345,119**	
6	AC-992201 Y009922001 EARMARK 9999(129)	Construction of Four lanes Connector PR-9922, From PR-9939 to PR-183	Las Piedras	NEPA		F	-	-	-	-	-	-	-	
						TC	-	-	-	-	-	-	-	
						S	-	-	-	-	-	-	-	
						T							**-**	
				Pre-Engineering		F	-	-	-	-	-	-	-	
						TC	-	-	-	-	-	-	-	
						S	-	-	-	-	-	-	-	
						T							**-**	
				Design		F	-	-	-	-	-	-	-	
						TC	-	-	-	-	-	-	-	
						S	-	-	-	-	-	-	-	Design wil be completed in-house
						T							**-**	
				ROW		F	-	-	-	-	-	-	-	
						TC	-	-	-	-	-	-	-	
						S	-	-	-	-	-	-	-	
						T							**-**	
				Construction	2018	F	-	-	1,856,838	-	-	-	1,856,838	
						TC	-	-	464,210	-	-	-	464,210	
						S	-	-	122,160	-	-	-	122,160	
						T			**2,443,208**				**2,443,208**	
	Total Estimated Project Cost						**-**	**-**	**2,443,208**	**-**	**-**	**-**	**2,443,208**	

GOVERNMENT OF PUERTO RICO
PUERTO RICO DEPARTMENT OF TRANSPORTATION AND PUBLIC WORKS
PUERTO RICO HIGHWAY AND TRANSPORTATION AUTHORITY
STATEWIDE TRANSPORTATION IMPROVEMENT PROGRAM
FISCAL YEARS 2017-2020**
EARMARK SECTION 1934

Legend:
F - Federal Funds
TC - Toll Credits Funds
S - State /Local Funds
T - Total Funds

Núm.	AC-Code / Oracle # / Fed # / Program Code	Description	Town	Phase	STIP Year		Fed. Past Obligations / Locally Funded	STIP Fiscal Year 2017	2018	2019	2020	Future Investment	Total Est. Cost	Remarks
7	AC-083503 Y000835003 EARMARK 835(1)	Construction of Bypass and Widening PR-835	Guaynabo	NEPA		F	-	-	-	-	-	-	-	
						TC	-	-	-	-	-	-	-	
						S	-	-	-	-	-	-	-	
						T							**-**	
				Pre-Engineering		F	-	-	-	-	-	-	-	
						TC	-	-	-	-	-	-	-	
						S	-	-	-	-	-	-	-	To be completed by the municipality
						T							**-**	
				Design		F	-	-	-	-	-	-	-	
						TC	-	-	-	-	-	-	-	
						S	-	-	-	-	-	-	-	
						T							**-**	
				ROW		F	-	-	-	-	-	-	-	
						TC	-	-	-	-	-	-	-	
						S	-	-	-	-	-	-	-	To be completed by the municipality
						T							**-**	
				Construction	2019	F	-	-	-	5,713,346	-	-	5,713,346	
						TC	-	-	-	1,428,336	-	-	1,428,336	
						S	-	-	-	375,878	-	-	375,878	
						T				**7,517,560**			**7,517,560**	
	Total Estimated Project Cost						**-**	**-**	**-**	**7,517,560**	**-**	**-**	**7,517,560**	
8	AC-093001 R000930001 QNH30(18) Q920	Reconstruciton of the PR-9030 Eastabout Ramp	Gurabo	NEPA		F	-	-	-	-	-	-	-	
						TC	-	-	-	-	-	-	-	
						S	-	-	-	-	-	-	-	In-house
						T							**-**	
				Pre-Engineering		F	-	-	-	-	-	-	-	
						TC	-	-	-	-	-	-	-	
						S	-	-	-	-	-	-	-	
						T							**-**	
				Design	2016	F	-	-	-	-	-	-	-	
						TC	-	-	-	-	-	-	-	
						S	44,480	-	-	-	-	-	44,480	To be completed with state funds
						T	**44,480**						**44,480**	
				ROW		F	-	-	-	-	-	-	-	
						TC	-	-	-	-	-	-	-	
						S	-	-	-	-	-	-	-	Project previously authroirzed in 2013-2014 Unobligated Earmark balance of $2,525,352 of DEMO Project PR003 (Q920 Code) will be reassigned to this project.
						T							**-**	
				Construction		F	3,275,196	945,805	-	-	-	-	4,221,000	
					2014	TC	818,799	236,451	-	-	-	-	1,055,250	
					2017	S	215,473	62,224	-	-	-	-	277,697	
						T	**4,309,468**	**1,244,480**					**5,553,948**	
	Total Estimated Project Cost						**4,353,948**	**1,244,480**	**-**	**-**	**-**	**-**	**5,598,428**	

GOVERNMENT OF PUERTO RICO
PUERTO RICO DEPARTMENT OF TRANSPORTATION AND PUBLIC WORKS
PUERTO RICO HIGHWAY AND TRANSPORTATION AUTHORITY
STATEWIDE TRANSPORTATION IMPROVEMENT PROGRAM
FISCAL YEARS 2017-2020**
FEDERAL LANDS AGREEMENT

Legend:
F - Federal Funds
TC - Toll Credits Funds
S - State /Local Funds
T - Total Funds

Núm.	AC-Code / Oracle # / Fed # / Program Code	Description	Town	Phase	STIP Year		Fed. Past Obligations / Locally Funded	STIP Fiscal Year 2017	2018	2019	2020	Future Investment	Total Est. Cost	Remarks
FEDERAL LANDS AGREEMENT														
9	AC-Pend ERFO	ERFO to repair four sites with the El Yunque	Rio Grande	NEPA		F	-	-	-	-	-	-	-	
						TC	-	-	-	-	-	-	-	
						S	-	-	-	-	-	-	-	
						T							**-**	
				Pre-Engineering		F	-	-	-	-	-	-	-	
						TC	-	-	-	-	-	-	-	
						S	-	-	-	-	-	-	-	
						T							**-**	
				Design		F	-	-	-	-	-	-	-	
						TC	-	-	-	-	-	-	-	
						S	-	-	-	-	-	-	-	
						T							**-**	
				ROW		F	-	-	-	-	-	-	-	
						TC	-	-	-	-	-	-	-	
						S	-	-	-	-	-	-	-	
						T							**-**	
				Construction	2019	F	-	-	-	3,800,000	-	-	3,800,000	
						TC	-	-	-	950,000	-	-	950,000	
						S	-	-	-	250,000	-	-	250,000	
						T				**5,000,000**			**5,000,000**	
	Total Estimated Project Cost						**-**	**-**	**-**	**5,000,000**	**-**	**-**	**5,000,000**	
10	AC-Pend	Vieques National Wildlife Refuge - Rehabilitate Route 100, Caracas (Red) beach parking area.	Vieques	NEPA		F	-	-	-	-	-	-	-	
						TC	-	-	-	-	-	-	-	
						S	-	-	-	-	-	-	-	
						T							**-**	
				Pre-Engineering	2017	F	-	380,000	-	-	-	-	380,000	
						TC	-	95,000	-	-	-	-	95,000	
						S	-	25,000	-	-	-	-	25,000	
						T		**500,000**					**500,000**	
				Design		F	-	-	-	-	-	-	-	
						TC	-	-	-	-	-	-	-	
						S	-	-	-	-	-	-	-	
						T							**-**	
				ROW		F	-	-	-	-	-	-	-	
						TC	-	-	-	-	-	-	-	
						S	-	-	-	-	-	-	-	
						T							**-**	
				Construction		F	-	-	-	-	-		-	
						TC	-	-	-	-	-	-	-	
						S	-	-	-	-	-	-	-	
						T							**-**	
	Total Estimated Project Cost						**-**	**500,000**	**-**	**-**	**-**	**-**	**500,000**	

GOVERNMENT OF PUERTO RICO
PUERTO RICO DEPARTMENT OF TRANSPORTATION AND PUBLIC WORKS
PUERTO RICO HIGHWAY AND TRANSPORTATION AUTHORITY
STATEWIDE TRANSPORTATION IMPROVEMENT PROGRAM
FISCAL YEARS 2017-2020**
FEDERAL LANDS AGREEMENT

Legend:
F - Federal Funds
TC - Toll Credits Funds
S - State /Local Funds
T - Total Funds

Núm.	AC-Code / Oracle # / Fed # / Program Code	Description	Town	Phase	STIP Year		Fed. Past Obligations / Locally Funded	STIP Fiscal Year 2017	2018	2019	2020	Future Investment	Total Est. Cost	Remarks
11	AC-Pend	Vieques National Wildlife Refuge - Repair Green Beach Parking Area (Route 902)	Vieques	NEPA		F	-	-	-	-	-	-	-	
						TC	-	-	-	-	-	-	-	
						S	-	-	-	-	-	-	-	
						T							-	
				Pre-Engineering	2017	F	-	25,126	-	-	-	-	25,126	
						TC	-	6,281	-	-	-	-	6,281	
						S	-	1,653	-	-	-	-	1,653	
						T		**33,060**					**33,060**	
				Design		F	-	-	-	-	-	-	-	
						TC	-	-	-	-	-	-	-	
						S	-	-	-	-	-	-	-	
						T							-	
				ROW		F	-	-	-	-	-	-	-	
						TC	-	-	-	-	-	-	-	
						S	-	-	-	-	-	-	-	
						T							-	
				Construction		F	-	-	-	-	-	-	-	
						TC	-	-	-	-	-	-	-	
						S	-	-	-	-	-	-	-	
						T							-	
	Total Estimated Project Cost						**-**	**33,060**	**-**	**-**	**-**	**-**	**33,060**	

PUERTO RICO HIGHWAY AND TRANSPC ... ITION AUTHORITY
INVESTMENT PROGRAM (IN THOUSANDS)

	RESOURCES	2015-2016	2016-2017	2017-2018	2018-2019	2019-2020
1	GASOLINE TAX REVENUE	$ 158,000	-	$ 146,000	$ 145,000	$ 146,000
2	DIESEL OIL TAXES	9,000	-	12,000	12,000	12,000
3	MOTOR VEHICLE LICENSE FEES	92,600	60,000	93,000	93,000	93,000
4	TOLL REVENUES	128,400	128,000	137,000	138,000	140,000
5	PETROLEUM TAX REVENUE	177,220	140,000	135,000	126,000	126,000
6	CIGARETTE TAXES	20,000	20,000	20,000	20,000	20,000
7	INVESTMENT INCOME	10,000	-	-	-	-
8	**TOTAL REVENUES FROM TAXES AND INTEREST**	**595,220**	**348,000**	**543,000**	**534,000**	**537,000**
9	FEDERAL AID - FHWA & EARMARKED PROJECTS	130,000	130,000	135,000	140,000	145,000
10	FEDERAL AID-FTA FOR TREN URBANO MAINTENANCE	15,000	20,000	20,000	20,000	20,000
11	**TOTAL FEDERAL FUNDS**	**145,000**	**150,000**	**155,000**	**160,000**	**165,000**
12	LOCAL APPROPRIATIONS	10,000	-	-	-	-
13	**TOTAL FEDERAL AND LOCAL FUNDS**	**155,000**	**150,000**	**155,000**	**160,000**	**165,000**
14	TRANSIT REVENUES	12,000	10,000	10,200	10,404	10,612
15	ELECTRONIC TOLL FINES	10,000	10,000	10,200	10,404	10,612
16	OTHER INCOME	25,800	5,300	5,406	5,514	5,624
17	**TOTAL OTHER INCOME**	**47,800**	**25,300**	**25,806**	**26,322**	**26,849**
18	**TOTAL REVENUES**	**$ 798,020**	**$ 523,300**	**$ 723,806**	**$ 720,322**	**$ 728,849**

	PROGRAM EXPENDITURES	2015-2016	2016-2017	2017-2018	2018-2019	2016-2017
19	RIGHT OF WAY	$ 10,000	$ 10,000	$ 10,000	$ 10,000	$ 10,000
20	DESIGN	10,000	10,000	10,000	10,000	10,000
21	CONSTRUCTION LOCAL	14,200	15,000	15,000	15,000	15,000
23	CONSTRUCTION FEDERAL (FHWA)	130,000	130,000	135,000	140,000	145,000
24	**SUB TOTAL**	**164,200**	**165,000**	**170,000**	**175,000**	**180,000**
25	SALARIES AND FRINGE BENEFITS	47,848	47,475	48,425	49,393	50,381
27	OTHER OPERATIONAL EXPENSES	5,800	3,525	3,596	3,667	3,741
28	**OPERATIONAL CONSTRUCTION PROGRAM**	**53,648**	**51,000**	**52,020**	**53,060**	**54,122**
29	**LITIGATION RESERVE**	**8,800**	8,000	8,160	5,863	3,520
30	**RIGHT OF WAY PAYMENTS**	**27,000**	21,000	16,960	15,299	13,605
31	**TOTAL CONSTRUCTION PROGRAM**	253,648	245,000	247,140	249,223	251,247
32	SALARIES AND FRINGE BENEFITS	46,902	44,056	44,937	45,836	46,753
33	OTHER OPERATIONAL EXPENSES	16,325	12,566	12,817	13,074	13,335
34	TREN URBANO AND FEEDER BUSES	81,754	78,974	80,553	82,165	83,808
35	AUTOPISTAS	35,525	32,704	33,358	34,025	34,706
36	**TOTAL OPERATIONAL COSTS**	**180,506**	**168,300**	**171,666**	**175,099**	**178,601**
37	**TOTAL CONSTRUCTION AND OPERATIONAL COSTS**	**$ 434,154**	**$ 413,300**	**$ 418,806**	**$ 424,322**	**$ 429,849**

	DEBT SERVICE	2015-2016	2016-2017	2017-2018	2018-2019	2016-2017
38	EXISTING DEBT SERVICE (Principal)	$ 102,926	-	-	-	-
39	EXISTING DEBT SERVICE (Interest)	244,263	-	195,000	186,000	189,000
41	**TOTAL BOND DEBT SERVICE**	**347,189**	**-**	**195,000**	**186,000**	**189,000**
42	INTEREST ON GDB LINES OF CREDIT	-	110,000	110,000	110,000	110,000
43	**TOTAL DEBT SERVICE**	**347,189**	**110,000**	**305,000**	**296,000**	**299,000**
44	**TOTAL FINANCING EXPENDITURES**	**347,189**	**110,000**	**305,000**	**296,000**	**299,000**
45	**TOTAL EXPENDITURES**	**$ 781,343**	**$ 523,300**	**$ 723,806**	**$ 720,322**	**$ 728,849**
46	**FINANCING**	**16,677**	-	-	-	-
47	**TOTAL RESOURCES**	**$ 798,020**	**$ 523,300**	**$ 723,806**	**$ 720,322**	**$ 728,849**

Recomendado por Carmen Villar Prados
Director Ejecutivo

Preparado por Cesar Gandiaga
Director Ejecutivo Auxiliar de Administracion y Finanzas

6/3/16

Las cifras presentadas son estimados basadas en la experiencia y en los datos que tenemos a la mano al preparar este documento.

Esta tabla de inversion es valida para los años aquí presentados siempre que los ingresos legislados que son estimados se materialicen.
Si por alguna razon la Autoridad no recibe alguno o la totalidad de los ingresos legislados esta tabla tendria que ser ajustada a esa nueva realidad.

Appendix A

STIP 2017-2020 - Bridge Lump Sum Projects*

Bridge Projects - RFP for Design

Line Number	Bridge ID[2]	Road	Km	Municipality	Intersected	2017 ZP-10 Bridge Rehabilitation and Replacement	2017 ZP-10 Bridge Critical Findings	2017 ZP-20 Bridge Rehabilitation and Replacement	2017 ZP-20 Bridge Preservation	2017 ZP-20 Bridge Critical Findings	2018 ZP-10 Bridge Rehabilitation and Replacement	2018 ZP-10 Bridge Critical Findings	2018 ZP-20 Bridge Rehabilitation and Replacement	2018 ZP-20 Bridge Preservation	2018 ZP-20 Bridge Critical Findings	2019 ZP-10 Bridge Rehabilitation and Replacement	2019 ZP-20 Bridge Rehabilitation and Replacement	2019 ZP-20 Bridge Critical Findings	2020 ZP-10 Bridge Rehabilitation and Replacement	2020 ZP-10 Bridge Critical Findings	2020 ZP-20 Bridge Rehabilitation and Replacement
1	505	PR 603	0.07	UTUADO	GRANDE DE ARECIBO RIVER								$ 239,100								
2	1130	PR 145	1.00	CIALES	GRANDE DE MANATI RIVER								$ 584,500								
3	1016	PR 18	3.30	SAN JUAN	PR 23 (ROOSEVELT AV.)												$ 1,500,000				
5	116	PR 3	53.00	CEIBA	CEIBA CREEK						$ 26,000										
7	950	PR 149	59.30	VILLALBA	JAGUEYES CREEK								$ 37,900								
9	2508	PR 913	1.10	SAN LORENZO	HONDA CREEK							$ 12,600									
10	2012	PR 18	4.70	SAN JUAN	CHARDON STREET												$ 1,500,000				
11	158	PR 123	59.30	UTUADO	DEPRESSION						$ 15,000										
12	261	PR 128	32.60	MARICAO	PRIETO RIVER							$ 51,400									
14	1683	OFF PR 603 @1.0	0.01	UTUADO	GUAONICA RIVER						$ 15,000										
20	176	PR 14	57.25	AIBONITO	HONDA CREEK						$ 23,800										
21	1492	OFF PR 110	0.30	MOCA	CREEK						$ 12,600										
22	1531	PR 141	10.00	JAYUYA	CREEK							$ 10,000									
23	574	PR 971	17.30	NAGUABO	SANTIAGO RIVER						$ 25,000										
24	1381	PR 103	3.60	CABO ROJO	CHANNEL						$ 13,100										
31	2681	PR 555	9.30	COAMO	COAMO RIVER						$ 53,000										
Notes:						$ -	$ -	$ -	$ -	$ -	$ 183,500	$ 74,000	$ 861,500	$ -	$ -	$ -	$ 3,000,000	$ -	$ -	$ -	$ -

Bridge Projects - ROW

Line Number	Bridge ID[2]	Road	Km	Municipality	Intersected	2017 ZP-10 Bridge Rehabilitation and Replacement	2017 ZP-10 Bridge Critical Findings	2017 ZP-20 Bridge Rehabilitation and Replacement	2017 ZP-20 Bridge Preservation	2017 ZP-20 Bridge Critical Findings	2018 ZP-10 Bridge Rehabilitation and Replacement	2018 ZP-10 Bridge Critical Findings	2018 ZP-20 Bridge Rehabilitation and Replacement	2018 ZP-20 Bridge Preservation	2018 ZP-20 Bridge Critical Findings	2019 ZP-10 Bridge Rehabilitation and Replacement	2019 ZP-20 Bridge Rehabilitation and Replacement	2019 ZP-20 Bridge Critical Findings	2020 ZP-10 Bridge Rehabilitation and Replacement	2020 ZP-10 Bridge Critical Findings	2020 ZP-20 Bridge Rehabilitation and Replacement
16	547	PR 824	2.80	TOA ALTA	CRUZ CREEK					$ 200,000											
53	780	PR 143	36.00	OROCOVIS	MATRULLAS RIVER					$ 10,000											
65	2161	PR 114	2.20	MAYAGÜEZ	WATERWAY	$ 80,000															
68	2314	OFF PR 902	0.10	SAN LORENZO	CAYAGUAS RIVER		$ 200,000														
Notes:						$ 80,000	$ 200,000	$ -	$ -	$ 210,000	$ -	$ -	$ -	$ -	$ -	$ -	$ -	$ -	$ -	$ -	$ -

* All projects are subject to change.

Appendix A

STIP 2017-2020 - Bridge Lump Sum Projects*

Bridge Projects - Construction						2017					2018					2019			2020		
						ZP-10		ZP-20			ZP-10		ZP-20			ZP-10	ZP-20		ZP-10		ZP-20
Line Number	Bridge ID[2]	Road	Km	Municipality	Intersected	Bridge Rehabilitation and Replacement	Bridge Critical Findings	Bridge Rehabilitation and Replacement	Bridge Preservation	Bridge Critical Findings	Bridge Rehabilitation and Replacement	Bridge Critical Findings	Bridge Rehabilitation and Replacement	Bridge Preservation	Bridge Critical Findings	Bridge Rehabilitation and Replacement	Bridge Rehabilitation and Replacement	Bridge Critical Findings	Bridge Rehabilitation and Replacement	Bridge Critical Findings	Bridge Rehabilitation and Replacement
6	194	PR 31	8.80	NAGUABO	BLANCO RIVER																
16	547	PR 824	2.80	TOA ALTA	CRUZ CREEK					$ 269,000											
17	1058	PR 9912	0.10	SAN LORENZO	GRANDE DE LOIZA RIVER						$ 1,698,000										
29	3000	PR 5	18.75	NARANJITO	LA PLATA RIVER			$ 12,909,000													
53	780	PR 143	36.00	OROCOVIS	MATRULLAS RIVER					$ 98,000											
56	2032	PR 2	197.80	YAUCO	PR 128				$ 1,000,000												
65	2161	PR 114	2.20	MAYAGÜEZ	WATERWAY	$ 200,000															
68	2314	OFF PR 902	0.10	SAN LORENZO	CAYAGUAS RIVER		$ 195,000														
19	1131	PR 29 EASTBOUND	1.40	BAYAMON	HONDO RIVER										$ 2,783,000						
32	1343	LOCAL ROAD	0.20	SAN LORENZO	EMAJAGUA RIVER							$ 196,000									
34	944	PR 2 EASTBOUND	208.70	GUAYANILLA	WATERWAY										$ 248,000						
42	2039	PR 52 SOUTHBOUND	49.50	SALINAS	PR 714 & LA PALMA CREEK								$ 2,529,000								
48	2511	PR 9916	0.02	SAN LORENZO	UNKNOWN CREEK							$ 290,000									
58	2038	PR 52 NORTHBOUND	49.50	SALINAS	PR 714 & LA PALMA CREEK								$ 4,044,000								
62	1132	PR 29 WESTBOUND	1.40	BAYAMON	HONDO RIVER										$ 2,677,000						
66	1471	PR 100	0.80	HORMIGUEROS	GUANAJIBO RIVER									$ 2,094,000							
8	631	PR 200R	0.10	VIEQUES	COFRESI CREEK												$ 1,484,000				
18	1657	PR 861	11.00	TOA ALTA	LA PLATA RIVER											$ 2,500,000					
27	1133	OFF PR 200	0.01	VIEQUES	CREEK												$ 1,323,000				
30	122	PR 3	68.10	NAGUABO	SANTIAGO RIVER												$ 5,000,000				
35	1096	PR 102	35.40	SAN GERMAN	GUANAJIBO RIVER													$ 2,800,000			
1	505	PR 603	0.07	UTUADO	GRANDE DE ARECIBO RIVER																$ 2,391,000
2	1130	PR 145	1.00	CIALES	GRANDE DE MANATI RIVER																$ 5,845,000
5	116	PR 3	53.00	CEIBA	CEIBA CREEK														$ 260,000		
7	950	PR 149	59.30	VILLALBA	JAGUEYES CREEK																$ 379,000
9	2508	PR 913	1.10	SAN LORENZO	HONDA CREEK															$ 126,000	
11	158	PR 123	59.30	UTUADO	DEPRESSION														$ 150,000		
12	261	PR 128	32.60	MARICAO	PRIETO RIVER															$ 514,000	
13	443	PR 951	4.90	LOIZA	ZEQUEIRA CHANNEL														$ 335,000		
14	1683	OFF PR 603 @1.0	0.01	UTUADO	GUAONICA RIVER														$ 150,000		
15	217	PR 106	2.50	MAYAGÜEZ	GANDEL CREEK														$ 1,705,000		
20	176	PR 14	57.25	AIBONITO	HONDA CREEK														$ 238,000		
21	1492	OFF PR 110	0.30	MOCA	CREEK														$ 126,000		
22	1531	PR 141	10.00	JAYUYA	CREEK															$ 50,000	
23	574	PR 971	17.30	NAGUABO	SANTIAGO RIVER														$ 250,000		
24	1381	PR 103	3.60	CABO ROJO	CHANNEL														$ 131,000		
25	2479	PR 174	14.00	BAYAMON	SONADORA CREEK															$ 2,622,000	
26	881	PR 497	2.70	SAN SEBASTIÁN	SONADORA CREEK															$ 282,000	
31	2681	PR 555	9.30	COAMO	COAMO RIVER														$ 530,000		
Notes:						**$ 200,000**	**$ 195,000**	**$ 12,909,000**	**$ 1,000,000**	**$ 367,000**	**$ 1,698,000**	**$ 486,000**	**$ 6,573,000**	**$ 2,094,000**	**$ 5,708,000**	**$ 2,500,000**	**$ 7,807,000**	**$ 2,800,000**	**$ 3,875,000**	**$ 3,594,000**	**$ 8,615,000**

* All projects are subject to change.

Appendix A

Additional Bridge Construction Projects to be Worked for All Bridge Programs1

Line Number	Bridge ID[2]	Preliminary Construction Cost Estimate[3]	Road	Km	Municipality	Intersected
1	2369	$ 1,050,000	PR 52	102.30	PONCE	DIRT ROAD
2	284	$ 436,000	PR 139	22.80	PONCE	DEPRESSION
3	285	$ 186,000	PR 139	23.80	PONCE	DEPRESSION
4	1733	$ 1,029,000	PR 111	13.10	SAN SEBASTIÁN	EL SALTO CREEK
5	1825	$ 8,853,000	PR 187	17.10	LOIZA	GRANDE DE LOIZA RIVER
6	2348	$ 1,400,000	PR 52	105.60	PONCE	PR 12
7	308	$ 179,000	PR 149	4.50	JUANA DIAZ	GUANABANA CREEK
8	1123	$ 3,329,000	PR 359	0.30	YAUCO	PR 2
9	1086	$ 942,000	PR 163 EASTBOUND	1.30	PONCE	PORTUGUES RIVER
10	702	$ 2,189,000	PR 681	2.00	ARECIBO	TIBURONES CHANNEL
11	1142	$ 1,464,000	PR 418	0.50	AGUADILLA	CULEBRINAS RIVER
12	1325	$ 97,000	PR 757	4.00	PATILLAS	DEL APEADERO RIVER
13	1316	$ 39,000	LOCAL ROAD	0.10	SAN LORENZO	EMAJAGUA RIVER
14	1251	$ 3,398,000	PR 52 SOUTHBOUND	1.00	SAN JUAN	PR 177
15	2697	$ 500,000	OFF PR 852	0.60	TRUJILLO ALTO	UNKNOWN CREEK
16	1355	$ 600,000	OFF PR 123 AT 46.2	0.10	ADJUNTAS	GRANDE DE ARECIBO RIVER
17	1730	$ 345,000	LOCAL ROAD	0.30	COAMO	DESCALABRADO RIVER
18	494	$ 540,000	PR 524	4.00	ADJUNTAS	PELLEJAS RIVER
19	1082	$ 64,000	PR 935	3.80	JUNCOS	LOS CHINOS CREEK
20	2458	$ 6,277,000	PR 26	9.00	CAROLINA	LOS ANGELES AVENUE
21	399	$ 225,000	PR 176	6.50	SAN JUAN	LAS CURÍAS CREEK
22	1085	$ 942,000	PR 163 WESTBOUND	1.30	PONCE	PORTUGUES RIVER
23	1199	$ 563,000	PR 623	1.80	ARECIBO	TANANA RIVER
24	1250	$ 2,848,000	PR 52 NORTHBOUND	1.00	SAN JUAN	PR 177
25	879	$ 239,000	PR 111	1.55	UTUADO	UTUADO CREEK
26	382	$ 46,000	PR 7731	0.85	CAYEY	LA PLATA RIVER
27	1373	$ 1,100,000	PR 132	25.00	PONCE	CA¥AS RIVER
28	1361	$ 424,000	PR 535	5.90	JUANA DIAZ	DESCALABRADO RIVER
29	2516	$ 1,026,000	PR 204	0.99	LAS PIEDRAS	PR 30
30	2578	$ 92,000	OFF PR 182@14.2	0.01	YABUCOA	GUAYANES RIVER
31	143-T	$ 2,173,000	PR 123	0.20	PONCE	TIDAL WATERS CHANNEL
32	358-T	$ 312,000	PR 162	5.50	BARRANQUITAS	USABON RIVER
33	511-T	$ 710,000	PR 647	8.20	VEGA ALTA	CIBUCO RIVER
34	2507-T	$ 360,000	OFF PR 636	0.01	ARECIBO	TANAMA RIVER
35	178-T	$ 298,000	PR 14	65.60	CAYEY	TOITA CREEK
36	1124-T	$ 984,000	PR 890	0.04	BAYAMON	HONDO RIVER
37	1621-T	$ 2,099,000	PR 187	0.10	RIO GRANDE	LA VEGA CREEK
38	121-T	$ 3,952,000	PR 3	61.50	NAGUABO	PALMAS CREEK
39	548-T	$ 230,000	RURAL LOCAL ROAD	2.40	GUAYANILLA	YAUCO RIVER
40	878-T	$ 1,037,000	PR 111	3.20	UTUADO	VIVI RIVER
41	612-T	$ 712,000	PR 536	6.50	SANTA ISABEL	DESCALABRADO RIVER
		$ 53,289,000				

Notes:

1) These projects are based on the priorities and inspection reports available on July 2016. The final list of project and their order of execution and biding may varies.

2) Bridge Numbers followed with letter "T" have a temporary bridge installed (Example: "999-T").

3) Preliminary estimate based on deck area and typical construction unit cost for the expected scope.

Safety Projects*
2016-2017

PROJECT DESCRIPTION	Municipality / Federal Area	COST				
		TOTAL	MP-30	MP-40	MP-50	Toll Credits
AC- 990134 Upgrade of Safety Devices in the Highway System						
Pavement Rehabilitation and Safety Improvements PR-52 KM 66 @ 77	Salinas - Santa Isabel	$ 3,000,000.00	$ 2,407,500.00			$ 592,500.00
Pavement Rehabilitation and Safety Improvements PR-53 KM 0 @ 7.2	Fajardo	$ 2,000,000.00	$ 1,605,000.00			$ 395,000.00
SUBTOTAL		**$5,000,000.00**				
AC-990135 Safety Improvements Islandwide						
Safety Corridor PR-111 Km 0 @ km 10	Aguadilla - Moca	$ 4,640,000.00	$ 3,723,600.00			$ 916,400.00
Safety Corridor PR-20 Km 0 @ Km 10	Guaynabo	$ 6,315,000.00	$ 5,067,787.50			$ 1,247,212.50
Safety Corridor PR-1 Km 21 @ Km 32	San Juan	$ 10,520,000.00	$ 8,442,300.00			$ 2,077,700.00
SUBTOTAL		**$ 21,475,000.00**				
AC-800492SHSP Funds						
Safety Improvements on De Diego Avenue (PR-37)	San Juan	$5,000,000.00	$4,012,500.00			$ 987,500.00
SUBTOTAL		**$5,000,000.00**				
TOTALS		**$31,475,000.00**				
Safety Corridor PR-173 Km 0 @ Km 9	Aguas Buenas	$ 3,800,000.00		$ 1,524,750.00	$ 1,524,750.00	$ 750,500.00
SUBTOTAL		**$3,800,000.00**				
TOTALS		**$3,800,000.00**				

* All projects are subject to change.

Safety Projects*
2017-2018

PROJECT DESCRIPTION	Municipality / Federal Area	COST				
		TOTAL	MP-30	MP-40	MP-50	Toll Credits
AC-990144 Upgrade of Safety Devices in the Highway System						
Pavement Rehabilitation and Safety Improvements PR-2 KM 125.5 to 125.9	Aguadilla	$ 30,000.00	$ 24,075.00			$ 5,925.00
Pavement Rehabilitation and Safety Improvements PR-3 KM 42.5 @ 47.6	Luquillo	$ 1,400,000.00	$ 1,123,500.00			$ 276,500.00
Pavement Rehabilitation and Safety Improvements PR-8 KM 0 @ 4	Río Piedras	$ 400,000.00	$ 321,000.00			$ 79,000.00
Pavement Rehabilitation and Safety Improvements PR-30 KM 25.8 @ 28.5	Humacao	$ 700,000.00	$ 561,750.00			$ 138,250.00
Pavement Rehabilitation and Safety Improvements PR-53 KM 91.4 @ 94.4	Salinas	$ 1,000,000.00	$ 802,500.00			$ 197,500.00
SUBTOTAL		**$ 3,530,000.00**				
AC-990145 Safety Improvements Islandwide						
Safety Corridor PR-52 Km 49 @ Km 61	Salinas	$9,525,019.00	$7,643,827.75			$ 1,881,191.25
Safety Corridor PR-111 Km 10 @ Km 20	Moca - San Sebastián	$4,890,000.00	$3,924,225.00			$ 965,775.00
Safety Corridor PR-183 Km 2 @ Km 10	Caguas - San Lorenzo	$4,130,261.00	$3,314,534.45			$ 815,726.55
SUBTOTAL		**$18,545,280.00**				
AC-800493 SHSP Funds						
RFP SHSP Update and Implementation	All	$3,000,000.00	$2,407,500.00			$ 592,500.00
SUBTOTAL		**$3,000,000.00**				
TOTALS		**$ 25,075,280.00**				
Safety Corridor PR-12 Km 0 @ Km 7	Ponce	$ 3,800,000.00		$ 1,524,750.00	$ 1,524,750.00	$ 750,500.00
SUBTOTAL		**$3,800,000.00**				
TOTALS		**$3,800,000.00**				

* All projects are subject to change.

Safety Projects*
2018-2019

PROJECT DESCRIPTION	Municipality / Federal Area	COST				
		TOTAL	MP-30	MP-40	MP-50	Toll Credits
AC-990155 Upgrade of Safety Devices in the Highway System						
Pavement Rehabilitation and Safety Improvements PR-1 KM 0 @ 4	San Juan	$250,000.00	$200,625.00			$ 49,375.00
Pavement Rehabilitation and Safety Improvements PR-2 KM 1 @ 6	Guaynabo	$500,000.00	$401,250.00			$ 98,750.00
Pavement Rehabilitation and Safety Improvements PR-2 KM 145 @ 152	Mayagüez	$360,000.00	$288,900.00			$ 71,100.00
Pavement Rehabilitation and Safety Improvements PR-2 KM 180 @ 182	Sabana Grande	$100,000.00	$80,250.00			$ 19,750.00
Pavement Rehabilitation and Safety Improvements PR-2 KM 187 @ 195	Guanica	$2,000,000.00	$1,605,000.00			$ 395,000.00
Pavement Rehabilitation and Safety Improvements PR-52 KM 50 @ 52	Salinas	$160,000.00	$128,400.00			$ 31,600.00
Pavement Rehabilitation and Safety Improvements PR-52 KM 95 @ 98	Ponce	$400,000.00	$321,000.00			$ 79,000.00
Pavement Rehabilitation and Safety Improvements PR-52 KM 104 @ 106	Ponce	$160,000.00	$128,400.00			$ 31,600.00
Pavement Rehabilitation and Safety Improvements PR-53 KM 69 @ 71	Patillas	$140,000.00	$112,350.00			$ 27,650.00
Pavement Rehabilitation and Safety Improvements PR-183 KM 0 @ 2	Caguas	$100,000.00	$80,250.00			$ 19,750.00
SUBTOTAL		**$4,170,000.00**				
AC-800514 Safety Improvements Islandwide						
Safety Corridor PR-66 Km 0 @ Km 20	Carolina - Río Grande	$6,000,000.00	$4,815,000.00			$ 1,185,000.00
Safety Corridor PR-101 Km 0 @ Km 10	San Germán - Lajas	$4,640,000.00	$3,723,600.00			$ 916,400.00
Safety Corridor PR -152 Km 0 @ 20.5	Naranjito - Barranquitas	$5,900,000.00	$4,734,750.00			$ 1,165,250.00
Safety Corridor PR-116 Km # @ Km 14	Lajas	$3,876,000.00	$3,110,490.00			$ 765,510.00
Safety Corridor PR-167 Km 0 @ Km 9	Comerío	$3,384,000.00	$2,715,660.00			$ 668,340.00
SUBTOTAL		**$23,800,000.00**				
AC-800515 SHSP Funds						
Safety Corridor PR-149 Km 0 @ Km 12	Manatí - Ciales	$5,780,000.00	$4,638,450.00			$ 1,141,550.00
SUBTOTAL		**$5,780,000.00**				
TOTALS		**$33,750,000.00**				
Safety Corridor PR-385 Km 0 @ Km 5	Peñuelas	$ 3,800,000.00		$ 1,524,750.00	$ 1,524,750.00	$ 750,500.00
SUBTOTAL		**$3,800,000.00**				
TOTALS		**$3,800,000.00**				

* All projects are subject to change.

Safety Projects*
2019-2020

PROJECT DESCRIPTION	Municipality / Federal Area	COST				
		TOTAL	MP-30	MP-40	MP-50	Toll Credits
AC-800519 Upgrade of Safety Devices in the Highway System						
Pavement Rehabilitation and Safety Improvements PR-18 KM 0 @ 4	San Juan	$650,000.00	$521,625.00			$ 128,375.00
Pavement Rehabilitation and Safety Improvements PR-53 KM 81 @ 91	Guayama	$2,600,000.00	$2,086,500.00			$ 513,500.00
Pavement Rehabilitation and Safety Improvements PR-60 KM 0 @ 4	Humacao	$700,000.00	$561,750.00			$ 138,250.00
Pavement Rehabilitation and Safety Improvements PR-102 KM 31 @ 33	San Germán	$200,000.00	$160,500.00			$ 39,500.00
Pavement Rehabilitation and Safety Improvements PR-123 KM 75 @ 78	Arecibo	$200,000.00	$160,500.00			$ 39,500.00
Pavement Rehabilitation and Safety Improvements PR-129 KM 27 @ 31	Lares	$260,000.00	$208,650.00			$ 51,350.00
Pavement Rehabilitation and Safety Improvements PR-167 KM 14 @ 16	Toa Alta	$120,000.00	$96,300.00			$ 23,700.00
Pavement Rehabilitation and Safety Improvements PR-25R KM 0 @ 4	San Juan	$150,000.00	$120,375.00			$ 29,625.00
SUBTOTAL		**$4,880,000.00**				
AC-800521 Safety Improvements Islandwide						
Safety Corridor PR-102 Km 8 @ 18	Cabo Rojo	$5,406,372.00	$4,338,613.53			$ 1,067,758.47
Safety Corridor PR-52 Km 38 @ Km 49	Cayey - Salinas	$9,038,372.00	$7,253,293.53			$ 1,785,078.47
Safety Corridor PR-1 Km 12 @ Km 21	San Juan	$9,534,372.00	$7,651,333.53			$ 1,883,038.47
Safety Corridor PR-176 Km 0 @ Km 4	San Juan	$1,328,000.00	$1,065,720.00			$ 262,280.00
SUBTOTAL		**$25,307,116.00**				
AC-800520 SHSP Funds						
Safety Corridor PR-203 Km 0 @ Km 7.1	Gurabo - San Lorenzo	$5,339,200.00	$4,284,708.00			$ 1,054,492.00
SUBTOTAL		**$5,339,200.00**				
TOTALS		**$35,526,316.00**				
Safety Corridor PR-101 Km 10 @ Km 20	Lajas - Cabo Rojo	$ 3,800,000.00		$ 1,524,750.00	$ 1,524,750.00	$ 750,500.00
SUBTOTAL		**$3,800,000.00**				
TOTALS		**$3,800,000.00**				

* All projects are subject to change.

Appendix C

Pavement Projects*

								2016-17		2017-18		2018-19		2019-20	
ROAD	**Pavement Type**	**From**	**To**	**Lanes**	**Length**	**Estimate Cost**	**Municipality**	**Preserv Cost**	**Rehab Cost**	**Preserv Cost**	**Rehab Cost**	**Preserv Cost**	**Rehab Cost**	**Preserv Cost**	**Rehab Cost**
1	Asphalt	0.3	3.5	1.75	3.20	$ 1,120,700	San Juan					$ 1,120,700			
2	Asphalt	1.4	5.9	2.9	4.5	$ 2,607,100	Guaynabo					$ 2,607,100			
2	Asphalt	125.5	125.9	2	0.4	$ 148,800	Aguadilla			$ 148,800					
2	Asphalt	145.2	146.7	2	1.49	$ 953,600	Mayaguez						$ 953,600		
2	Asphalt	150.1	152.3	2	2.18	$ 873,600	Mayaguez					$ 873,600			
2	Asphalt	180.0	181.3	2	1.4	$ 543,600	Sabana Grande					$ 543,600			
2	Concrete	187.2	195.0	2	7.81	$ 10,049,100	Guanica						$ 10,049,100		
3	Concrete	42.5	47.6	2	5.12	$ 6,650,800	Luquillo				$ 6,650,800				
8	Asphalt	0.5	2.1	2	1.6	$ 643,600	Rio Piedras			$ 643,600					
8	Asphalt/Concrete	2.0	4.1	2	2.13	$ 1,364,480	Rio Piedras				$ 1,364,480				
10	Asphalt	1.9	3.2	2	1.3	$ 515,200	Ponce					$ 515,200			
10	Asphalt	42.7	46.2	1.75	3.54	$ 2,090,960	Adjuntas						$ 2,090,960		
30	Concrete	25.8	28.5	2	2.73	$ 3,216,885	Humacao				$ 3,216,885				
30	Asphalt	8.0	10.0	4	2.00	$ 1,950,000	Gurabo		$ 1,950,000						
52	Composite	50.3	51.6	2	1.29	$ 732,412	Salinas						$ 732,412		
52	Concrete	66.6	77.0	2	10.45	$ 13,259,144	Santa Isabel		$ 13,259,144						
52	Concrete	95.4	97.5	2	2.09	$ 2,619,600	Ponce						$ 2,619,600		
52	Asphalt	104.2	106.3	2	2.1	$ 837,200	Ponce					$ 837,200			
53	Concrete	0.0	7.2	2	7.24	$ 9,000,000	Fajardo		$ 9,000,000						
53	Asphalt	69.6	71.2	1	1.59	$ 599,600	Patillas						$ 599,600		
53	Concrete	81.1	91.4	2	10.26	$ 13,341,900	Guayama								$ 13,341,900
53	Concrete	91.4	94.4	2	3.02	$ 3,919,500	Salinas				$ 3,919,500				
60	Concrete	0.8	3.4	2	2.58	$ 3,447,500	Humacao								$ 3,447,500
102	Concrete	31.6	32.6	1	0.94	$ 941,000	San Germán								$ 941,000
123	Asphalt	75.7	77.7	1	2.09	$ 920,480	Arecibo								$ 920,480
129	Asphalt	27.9	30.9	1	2.94	$ 1,394,480	Lares								$ 1,394,480
167	Asphalt	14.2	15.6	1	1.38	$ 708,520	Toa Alta								$ 708,520
183	Asphalt	0.0	1.6	1.2	1.6	$ 388,320	Caguas					$ 388,320			
25R	Asphalt	0.0	3.5	1	3.5	$ 795,160	San Juan							$ 795,160	
OMOL	Asphalt	0.0	0.6	1	0.63	$ 126,000	Fajardo							$ 126,000	
								$ -	$ 24,209,144		$ 15,944,065		$ 23,930,992		$ 21,675,040

* All projects are subject to change.

Appendix D

Puerto Rico Transportation and Highway Authority ITS Projects* STIP 2017-2020			
	Project Description	**Procurement Method**	**Budget**
FY 2016-17	Traffic Management Center Operation (1 year)	Existing Contract Amendment	$900,000
		FY 2016-17 Total	**$900,000**
FY 2017-18	PR-26/PR-66 ITS Devices Preventive Maintenance (3 years)	Request for Proposals	$1,800,000
	PR-1, PR-2 and PR-20 Expressways ITS Device Deployment Design	Request for Proposals	$575,000
		FY 2017-18 Total	**$2,375,000**
FY 2018-19	PR-1,PR-2 and PR-20 ITS Devices Deployment Construction	To be determined	$3,400,000
		FY 2018-19 Total	**$3,400,000**
FY 2019-20	PR-18, PR-26, PR-30 and PR-52 Highway Safety Patrols (2 years)	Request for Proposals	$3,236,842
	PR-1, PR-2 and PR-20 ITS Devices Preventive Maintenance (3 years)	Request for Proposals	$2,500,000
		FY 2019-2020 Total	**$5,736,842**

* All projects are subject to change without notice.