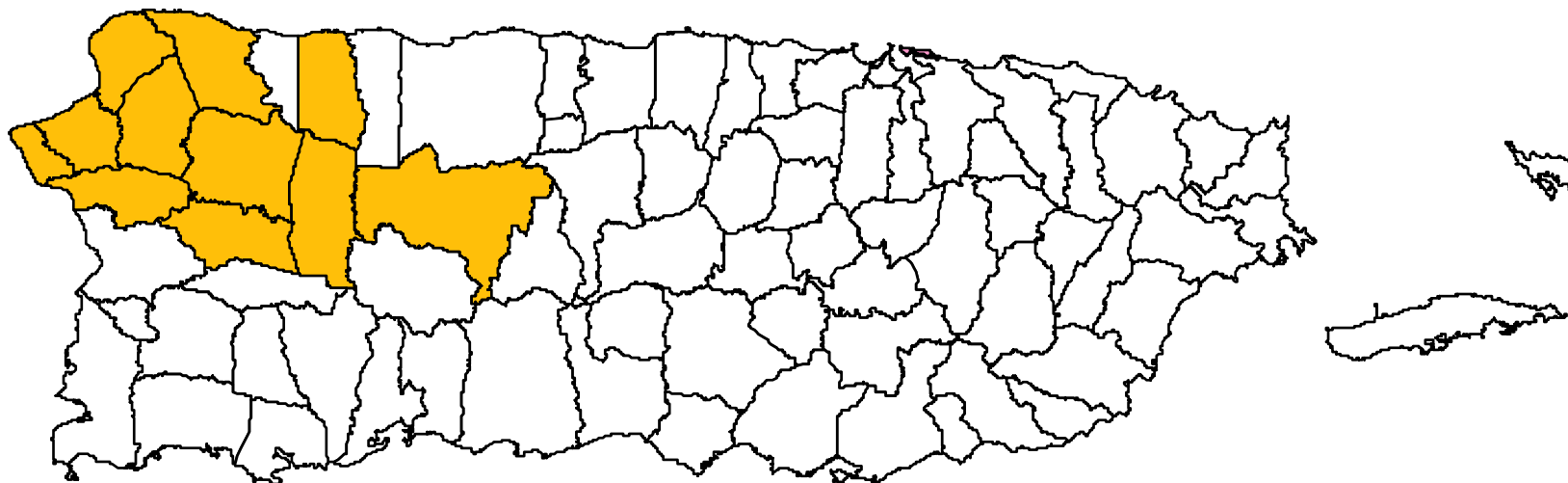




Commonwealth of Puerto Rico

Puerto Rico Department of Transportation and Public Works

Puerto Rico Highway and Transportation Authority



■ *Aguadilla Urbanized Area (AUA) (UA > 200,000 in Population)*

*Transportation Improvement Program
(TIP) Fiscal Year 2017-2020*

March 24, 2017





Commonwealth of Puerto Rico
Puerto Rico Department of Transportation and Public Works
Puerto Rico Highway and Transportation Authority

Aguadilla Urbanized Area (AUA)
Transportation Improvement Program (TIP)
Fiscal Years 2017-2020

The preparation of this document was financed in part through a grant from the U.S. Department of Transportation, Federal Transit Administration, and Federal Highway Administration under Chapter 53 of 49 U.S.C. and 23 U.S.C.

For the consideration of approval of the Puerto Rico Metropolitan Planning Organization Policy Board Committee



INTRODUCTION

In 1973 the Puerto Rico Department of Transportation and Public Works (PRDTPW) was designated by the Governor of Puerto Rico as the Operative Arm of the Puerto Rico Metropolitan Planning Organization (PRMPO) for the Aguadilla Urbanized Area (AUA). To assure a forum for cooperative decision-making in the planning process, the PRMPO acts through a Policy Board Committee for the AUA, defined by the 2010 Census as falling in the funding category of areas with over one million inhabitants and comprising the following municipalities:

- Aguada
- Aguadilla
- Añasco
- Camuy
- Isabela
- Lares
- Las Marías
- Moca
- San Sebastián
- Rincón
- Utuado

The Policy Board Committees also include representatives from the following agencies involved with transportation issues:

- ❑ Puerto Rico Department of Transportation and Public Works (PRDTPW)
- ❑ Puerto Rico Highway and Transportation Authority (PRHTA)
- ❑ Puerto Rico Integrated Transit Authority (PRITA)
- ❑ Ports Authority (PA)
- ❑ Planning Board (PB)
- ❑ Public Service Commission (PSC)
- ❑ Permits Management Office (PMO)
- ❑ Environmental Quality Board (EQB)

- ❑ Department of Environmental and Natural Resources (DENR)
- ❑ Puerto Rico Division of the Federal Highway Administration (**NON VOTING**)
- ❑ Region IV Administrator of the Federal Transit Administration (**NON VOTING**)

The PRMPO is also responsible for the development and adoption of the Transportation Improvement Program (TIP). This document presents proposed improvements to the transportation and highway system in Puerto Rico. Projects are recommended for Federal funding for a period of four fiscal years. The program reflects the area priorities and is based on realistic estimates of total costs for the four years period. The Annual Element of the TIP consists in the projects proposed for implementation during the First Year Program, i.e. October 1, 2016 to September 30, 2017. The projects included reflect a multimodal approach to alleviate transportation problems.

This document includes the priority list of proposed projects that are to be undertaken by year, consistent with the transportation plan and are financially constrained. Projects included in the Annual Element can be implemented using the estimated allocation for Fiscal Year 2017 and carryover funds.

General transportation priorities are defined as follows:

- Regional projects, projects which involve several municipalities
- Public transportation projects of high impact and investment
- Carryover projects
- Continuity projects
- Transportation projects for the elderly and handicapped
- Construction of transportation facilities
- Improvements of existing transportation facilities
- Construction of shelters/stop for transportation services
- Acquisition of vehicles for public transportation services
- Acquisition of vehicles to support paratransit services
- Preventive maintenance cost for transit vehicles
- Operational assistant to paratransit services
- Construction of facilities for maintenance garage for transit vehicles
- Transit enhancements
- Transit security projects

WHAT IS THE TIP

The *Fiscal Years 2017-2020 Aguadilla Urbanized Area (AUA) Transportation Improvement Program (TIP)* was prepared in accordance with the requirements of the Fixing America's Surface Transportation (FAST) Act. The FAST Act was signed by President Obama on December 4, 2015. The FAST Act maintains its focus on safety, keeps intact the established structure of the various highway-related programs we manage, continues efforts to streamline project delivery and, for the first time, provides a dedicated source of federal dollars for freight projects. This Act supports transit funding through fiscal year 2020. This document describes and prioritizes the surface transportation programs and projects that the AUA Policy Board Committee of Puerto Rico Metropolitan Planning Organization (AUA PRMPO) has selected for implementation during the program period. The TIP contains the adopted list of public transit, highway, bicycle, and pedestrian projects that will receive federal transportation funds in the near future in accordance with the transportation plan. The TIP needs to be financially constrained; meaning that projects that are identified will have the necessary federal and local funding.

The TIP will be updated at least every two (2) years, and revised as needed. As approved by the AUA PRMPO Policy Board Committee, the TIP is incorporated in the *Statewide Transportation Improvement Program (STIP)*.

The FY 2017-2020 AUA TIP identifies transportation programs and projects totaling approximately **\$2,793,174.51** to be implemented during the four-year program period. The projects included are those eligible for federal funding assistance, as well as regionally significant locally-funded projects. Also, the AUA TIP can include significant projects that require action by the Federal Highway Administration (FHWA) or the Federal Transit Administration (FTA), regardless of whether or not they are funded with federal funds.

PROJECT EVALUATIONS

The following criteria were utilized to evaluate the petitions received to be considered in the programming for FY 2017-2020 AUA TIP:

- Compliance with FAST Act planning factors; and
- Consistency with Long Range Transportation Plan.

The PRHTA Central Planning and Coordination Work Group (CPCWG) with the AUA Technical Committee reviewed and submitted for consideration of the PRMPO the list of projects to be including in the TIP.

FEDERAL HIGHWAY ADMINISTRATION (FHWA)

The Moving Ahead for Progress in the 21st Century Act (MAP-21), enacted in 2012, included provisions to make the Federal surface transportation more streamlined, performance-based, and multimodal, and to address challenges facing the U.S. transportation system, including improving safety, maintaining infrastructure condition, reducing traffic congestion, improving efficiency of the system and freight movement, protecting the environment, and reducing delays in project delivery. The FAST Act builds on the changes made by MAP-21.

Below is a more detailed summary of some FAST Act provisions.

PROJECT DELIVERY: DOT has been a leader in reducing the bureaucratic red tape that can stall and delay critical transportation projects from moving forward. The FAST Act adopted a number of Administration proposals to further speed the permitting processes while still protecting environmental and historic treasures and also codifying the online system to track projects and interagency coordination processes.

FREIGHT: The FAST Act would establish both formula and discretionary grant programs to fund critical transportation projects that would benefit freight movements. These programs are similar to what the Administration proposed and will

for the first time provide a dedicated source of Federal funding for freight projects, including multimodal projects. The Act emphasizes the importance of Federal coordination to focus local governments on the needs of freight transportation providers.

INNOVATIVE FINANCE BUREAU: The FAST Act establishes a new National Surface Transportation and Innovative Finance Bureau within the Department to serve as a one-stop shop for state and local governments to receive federal funding, financing or technical assistance. This builds on the work of the Department’s Build America Transportation Investment Center and provides additional tools to improve coordination across the Department to promote innovative finance mechanisms. The Bureau is also tasked with responsibility to drive efficiency in the permitting process, consistent with our request to establish a dedicated permitting office.

TIFIA: The TIFIA Loan program provides important financing options for large projects and public-private partnerships. The FAST Act includes organizational changes that will provide an opportunity for important structural improvements with the potential to accelerate the delivery of innovative finance projects. However, FAST’s cut to the TIFIA program could constrain growth in this area over the course of the bill.

SAFETY: The FAST Act includes authority sought by the Administration to prohibit rental car companies from knowingly renting vehicles that are subject to safety recalls. It also increased maximum fines against non-compliant auto manufacturers from \$35 million to \$105 million. The law also will help bolster the Department’s safety oversight of transit agencies and also streamlines the Federal truck and bus safety grant programs, giving more flexibility to States to improve safety in these areas. However, we know the bill also took a number of steps backwards in terms of the Department’s ability to share data with the public and on the Department’s ability to exercise aggressive oversight over our regulated industries.

TRANSIT: The FAST Act includes a number of positive provisions, including reinstating the popular bus discretionary grant program and strengthening the Buy America requirements that promote domestic manufacturing through vehicle and track purchases.

LADDERS OF OPPORTUNITY: The Act includes a number of items that strengthen workforce training and improve regional planning. These include allocating slightly more formula funds to local decision makers and providing planners with additional design flexibilities. Notably, FAST makes Transit Oriented Development (TOD) expenses eligible for funding under highway and rail credit programs. TOD promotes dense commercial and residential development near transit hubs in an effort to shore up transit ridership and promote walkable, sustainable land use.

FEDERAL TRANSIT ADMINISTRATION (FTA)

MAP-21 transit program provisions further several important goals, including safety, state of good repair, performance, and program efficiency. MAP-21 gives the Federal Transit Administration (FTA) significant new authority to strengthen the safety of public transportation systems throughout the United States. The Act also puts new emphasis on restoring and replacing our aging public transportation infrastructure by establishing a new needs-based formula program and new asset management requirements. In addition, it establishes performance-based planning requirements that align Federal funding with key goals and tracks progress towards these goals.

Finally, MAP-21 improves the efficiency of administering grant programs by consolidating several programs and streamlining the major capital investment grant program known as “New Starts.”

The FAST Act, reauthorizes FTA programs and includes changes to improve mobility, streamline capital project construction and acquisition, and increase the safety of public transportation systems across the country. The act’s five years of

predictable formula funding enables transit agencies to better manage long-term assets and address the backlog of state of good repair needs. It also includes funding for new competitive grant programs for buses and bus facilities, innovative

NEW PROGRAMS

Safety

MAP-21 grants FTA the authority to establish and enforce a new comprehensive framework to oversee the safety of public transportation throughout the United States. FTA will develop safety performance criteria for all modes of public transportation (rail, bus, etc.). The new law requires all recipients of FTA funding to develop agency safety plans that include performance targets, strategies, and staff training. For rural recipients, the plan may be drafted by the State. For small urban systems, FTA must issue a rule designating which small urban systems may have their safety plans drafted by the State. These measures and targets must be incorporated into metropolitan and statewide transportation plans and transportation improvement programs.

MAP-21 also grants FTA enforcement authority and permits FTA to issue directives, require more frequent oversight of transit systems, impose more frequent reporting requirements, and require that formula grant funds be spent to correct safety deficiencies before funds are spent on other projects.

Asset Management Provisions

MAP-21 requires FTA to define the term “state of good repair” and create objective standards for measuring the condition of capital assets, including equipment, rolling stock, infrastructure, and facilities. Based on that definition, FTA must then develop performance measures under which all FTA grantees will be required to set targets. All FTA grantees and their sub-recipients are required to develop transit asset management plans. These plans must include, at a minimum, capital asset inventories, condition assessments, and investment prioritization. Each designated recipient of FTA formula funding will be required to report on the condition of its system, any change in condition since the last report, targets set under the above performance measures, and progress towards meeting those targets. These measures and targets

must be incorporated into metropolitan and statewide transportation plans and transportation improvement programs (TIPs).

Emergency Relief

This new program assists States and public transportation systems with emergency-related expenses. Emergencies are defined as natural disasters affecting a wide area or a catastrophic failure from an external cause for which the governor of a State has declared an emergency (and the Secretary of Transportation has concurred) or the President has declared a major disaster. The program funds capital projects to protect, repair, reconstruct, or replace equipment and facilities.

It also funds transit agency operating costs related to evacuation, rescue operations, temporary public transportation service, or changing public transportation route service before, during, or after an emergency in an area directly affected. The grants only cover expenses not reimbursed by the Federal Emergency Management Agency (FEMA). The program will provide immediate funding, similar to the FHWA emergency program. Funding will be appropriated by Congress as needed.

Transit-Oriented Development Planning Pilot

MAP-21 creates a new discretionary pilot program for transit-oriented development (TOD) planning grants. Eligible activities include comprehensive planning in corridors with new rail, bus rapid transit, or core capacity projects. The comprehensive plans should seek to enhance economic development, ridership, and other goals; facilitate multimodal connectivity and accessibility; increase access to transit hubs for pedestrian and bicycle traffic; enable mixed-use development; identify infrastructure needs associated with the project; and include private sector participation.

The following sections describe some of the various funding sources for FTA programs, which are including in this document:

- §5307 Urbanized Area Formula Grants
- §5310 Enhanced Mobility of Seniors and Individuals with Disabilities

- §5339 Bus and Bus Facilities Grants

URBANIZED AREA FORMULA GRANTS (SECTION 5307)

The PRHTA is the designated recipient of funds apportioned to the Puerto Rico AUA. The funds are apportioned based on legislative formulas, with different formulas applying to UZAs with populations more than 200,000. The Puerto Rico AUA apportionment formula is based on population and population density statistics from the most recent decennial census.

This program provides grants to urbanized areas to support public transportation. Funding is distributed by formula based on the level of transit service provision, population, and other factors. The section 5307 provides federal funds for capital, planning, job access and reverse commute projects, for public transportation in urbanized area with a population of more than 200,000. The program remains largely unchanged with a few exceptions:

Job access and reverse commute activities now eligible

Activities eligible under the former Job Access and Reverse Commute (JARC) program, which focused on providing services to low-income individuals to access jobs, are now eligible under the Urbanized Area Formula program. These include operating assistance with a 50 percent local match for job access and reverse commute activities. In addition, the urbanized area formula for distributing funds now includes the number of low-income individuals as a factor. There is no floor or ceiling on the amount of funds that can be spent on job access and reverse commute activities.

Expanded eligibility for operating expenses for systems with 100 or fewer buses

MAP-21 expands eligibility for using Urbanized Area Formula funds for operating expenses. Previously, only urbanized areas with populations below 200,000 were eligible to use Federal transit funds for FTA of funding for operating expenses. Under MAP-21, a special rule allows recipients in urbanized areas with populations of 200,000 or above and that operate 100 or fewer buses in fixed route service during peak hours, to receive a grant for operating assistance subject to a maximum amount per system as explained below:

- a. Public transportation systems that operate a minimum of 76 buses and a maximum of 100 buses in fixed route service during peak service hours may receive operating assistance in an amount not to exceed 50 percent of the share of the apportionment that is attributable to such systems within the urbanized area, as measured by vehicle revenue hours.
- b. Public transportation systems that operate 75 or fewer buses in fixed route service during peak service hours may receive operating assistance in an amount not to exceed 75 percent of the share of the apportionment that is attributable to such systems within the urbanized area, as measured by vehicle revenue hours.

Eligibility for Safety Certification Training

The section 5307 funds are permitted to use not more than 0.5 percent of their formula funds under the Urbanized Area Formula Program to pay not more than 80% of the cost of participation for an employee who is directly responsible for safety oversight to participate in public transportation safety certification training. Safety certification training program requirements will be established in accordance with section 5329.

ENHANCED MOBILITY OF SENIORS AND INDIVIDUALS WITH DISABILITIES PROGRAM (SECTION 5310)

This program provides formula funding to increase the mobility of seniors and persons with disabilities. Funds are apportioned based on the Commonwealth share of the targeted populations and are now apportioned to the Commonwealth for areas under 200,000 and large urbanized areas (over 200,000). The former New Freedom program (5317) is folded into this program. The New Freedom program provided grants for services for individuals with disabilities that went above and beyond the requirements of the Americans with Disabilities Act (ADA). Activities eligible under New Freedom are now eligible under the Enhanced Mobility of Seniors and Individuals with Disabilities program.

Projects selected for funding must be included in a locally developed, coordinated public transit human services transportation plan; and the competitive selection process, which was required under the former New Freedom program, is now

optional. At least 55 percent of program funds must be spent on the types of capital projects eligible under the former Section 5310 -- public transportation projects planned, designed, and carried out to meet the special needs of seniors and individuals with disabilities when public transportation is insufficient, inappropriate, or unavailable. The remaining 45 percent may be used for: public transportation projects that exceed the requirements of the ADA; public transportation projects that improve access to fixed-route service and decrease reliance by individuals with disabilities on complementary paratransit; or, alternatives to public transportation that assist seniors and individuals with disabilities. Using these funds for operating expenses requires a 50 percent local match while using these funds for capital expenses (including acquisition of public transportation services) requires a 20 percent local match.

BUS AND BUS FACILITIES FORMULA GRANTS (SECTION 5339)

A new formula grant program is established under Section 5339, replacing the previous Section 5309 discretionary Bus and Bus Facilities program. This program is a source of funding for the urbanized area, but replaces the previous discretionary program under which the transit system was able to obtain several large grants. The program provides funding to replace, rehabilitate, and purchase buses and related equipment as well as construct bus-related facilities.

LONG RANGE TRANSPORTATION PLAN CONSISTENCY

A primary consideration in the selection of projects is the consistency with the LRTP. The LRTP is a regional plan for surface transportation projects that are regional significance and address the projected surface transportation needs of Puerto Rico residents and visitors.

Using the LRTP as the starting point, major projects that were expected to be ready for implementation within the four-year TIP programming period, were considered by the AUA PRMPO members. The PRMPO members requested project listings also included surface transportation projects and highways projects that are proposed to be funded with federal funds.

REVISION TO THE TIP

The following administrative provisions have been established in order to ensure timely implementation and oversight of the TIP. A revision refers to a change to the TIP that occurs as needed. A minor revision is an “administrative modification,” while a major revision is an “amendment,” as described below:

ADMINISTRATIVE MODIFICATION

Administrative modifications are minor revisions to the TIP. These types of revisions do not require solicitation of public comment or demonstration of financial constraint. However, the TIP must remain financially constrained, and administrative modifications must not result in the addition or deletion of another project, including the deferral of a project to a year that is outside of the four year TIP. Existent two types of administrative modifications: pre-approved and expedited.

PRE-APPROVED ADMINISTRATIVE MODIFICATIONS

To prevent TIP procedures from becoming overly burdensome, Federal regulations allow procedures for administrative modifications to be commensurate with its perceived impact. Recognizing the need to streamline the process for these minor changes, pre-approved administrative modifications, are true as long as the following conditions apply:

- The administrative modifications do not affect financial constraint of the TIP; and
- The administrative modification does not change the scope of the project or the environmental determination.

The following revision could be considered as administrative modifications:

- A. The source of federal funds designated for a project may be revised to reflect a different funding program administered by the same U.S. DOT operating agency.
- B. Federal funding for a project may be changed to local funding.

- C. The amount programmed for a project phase may be revised to reflect changes in cost estimates. Additional funding is limited to the littlest of 20 percent of the estimated total project cost or \$2 million.
- D. Additional federal funding, such as congressional earmarks or discretionary funds may be added to a project currently included in the TIP.
- E. In order to expedite project selection for implementation and ensure timely TIP implementation, projects may be advanced from their programmed year if they are “ready-to-go.”
- F. Projects may be deferred to a later year if they are not “ready-to-go” as originally programmed.
- G. A project phase may be deleted or deferred to a year that is outside of the four-year TIP as long as another phase of the project remains in the TIP and the project’s scope is not affected.
- H. Changes may be made to projects that are included in the TIP for illustrative purposes.
- I. A project’s description may be revised or clarified as long as the project’s scope is not affected.

EXPEDITED ADMINISTRATIVE MODIFICATIONS

Requests for expedited approval of administrative modifications are submitted directly to the MPO Policy Committee without solicitation of public comment. The administrative modification must not affect the financial constraint of the TIP.

Expedited administrative modifications include the following:

- A. Changing the scope of a project to accommodate environmental impact mitigation measures.
- B. Changing the size of revenue rolling stock (e.g. vans, 30’ buses) if the changes results in a change in the total carrying capacity by 20 percent or less.
- C. Changing the quantity for revenue rolling stock that exceeds 20 percent (plus or minus) of the original quantity if the change in quantity results in a change in the total carrying capacity by 20 percent or less.

AMENDMENTS

In the Metropolitan Transportation Planning Final Rule an Amendment “means a revision to a long-range statewide or metropolitan transportation plan, TIP, or STIP that involves a major change to a project included in a metropolitan transportation plan, TIP, or STIP, including the addition or deletion of a project or a major change in project cost, project/project phase initiation dates, or a major change in design concept or design scope (e.g., changing project termini or the number of through traffic lanes). The changes to projects those are included only for illustrative purposes do not require an amendment. An amendment is a revision that requires public review and comment, re-demonstration of fiscal constraint, or a conformity determination (for metropolitan transportation plans and TIPs involving “non-exempt” projects in nonattainment and maintenance areas). In the context of a long-range statewide transportation plan, an amendment is a revision approved by the State in accordance with its public involvement process.”

Major revisions include the following actions:

- A. Adding a project to the TIP/STIP.
- B. Deleting a project from the TIP/STIP, including deferring a project to a year that is outside of the four-year TIP/STIP.
- C. Significantly modifying the design concept or design scope of a programmed project (e.g., changing the project termini). For projects programmed with FTA funds, a change in a project’s scope is considered “major” if the change materially alters the objective or description of the project, or the size, type, or quantity of items. Examples include:
 - 1. Changing from replacement buses to expansion buses (and versa);
 - 2. Changing the size of revenue rolling stock (e.g. vans, 30’ buses) if the change results in a change in the total carrying capacity by more than 20 percent.
 - 3. Changing the quantity for revenue rolling stock that exceeds 20 percent (plus or minus) of the original quantity if the change in quantity results in a change in the total carrying capacity by more than 20 percent.

D. Revising the amount programmed for a project phase if it increases the estimated total project cost by more than 20 percent or \$2 million.

PROJECT FINANCIAL PLAN FOR FTA PROGRAMS

The annual element consists of the projects proposed for implementation during the first year program in this document from October1, 2016 to September 30, 2017. The projects included reflect a multimodal approach in our efforts to alleviate transportation problems.

The estimated federal cost for projects, for FTA programs during the four fiscal years is **\$2,793,174.51**; distributed as follows:

FTA Section	Fiscal Years				TOTAL
	2017	2018	2019	2020	
Section 5307	\$ 1,928,620.00	\$ 119,109.00	\$ 120,299.76	\$ 121,503.15	\$ 2,289,531.91
Section 5310	\$ 503,642.60	\$ -	\$ -	\$ -	\$ 503,642.60
<i>Total</i>	\$ 2,432,262.60	\$ 119,109.00	\$ 120,299.76	\$ 121,503.15	\$ 2,793,174.51

Source of funds for the first year are as follow:

Federal	\$2,432,262.60
State	\$588,655.00
Total	\$3,020,917.60

AGUADILLA URBANIZED AREA APPORTIONMENT

FTA federal assistance is distributed as follow:

SECTION 5307 AND 5340 URBANIZED AREA	
FY 2013 Apportionment	\$1,473,728.00
FY 2014 Apportionment	\$2,834,990.00
FY 2015 Apportionment	\$2,608,339.00
FY 2016 Apportionment	\$2,531,326.00
FY 2017 Apportionment (Estimated)	\$2,531,326.00
<i>Total Funds Available</i>	<i>\$11,979,709.00</i>
SECTION 5310 ENHANCED MOBILITY OF SENIORS AND INDIVIDUALS WITH	
FY 2015 Apportionment	\$376,439.00
FY 2016 Apportionment	\$399,986.00
FY 2017 Apportionment (Estimated)	\$399,986.00
<i>Total Funds Available*</i>	<i>\$1,176,411.00</i>
SECTION 5339 BUS AND BUS FACILITIES FORMULA GRANTS	
FY 2014 Apportionment	\$291,772.00
FY 2015 Apportionment	\$264,399.00
FY 2016 Apportionment	\$232,504.00
FY 2017 Apportionment (Estimated)	\$232,504.00
<i>Total Funds Available</i>	<i>\$1,021,179.00</i>



Commonwealth of Puerto Rico

Puerto Rico Department of Transportation and Public Works

Puerto Rico Highway and Transportation Authority

Transportation Improvement Program (TIP)

Fiscal Years 2017-2020

FEDERAL TRANSIT ADMINISTRATION (FTA)

Aguadilla Urbanized Area (AUA)

(UA > 200,000 in Population)

Section 5307

COMMONWEALTH OF PUERTO RICO
 PUERTO RICO DEPARTMENT OF TRANSPORTATION AND PUBLIC WORKS
 PUERTO RICO HIGHWAY AND TRANSPORTATION AUTHORITY
 TRANSPORTATION IMPROVEMENT PROGRAM
 FISCAL YEARS 2017 - 2020

SECTION 5307: AGUADILLA URBANIZED AREA (AUA)

Num.	Description	Grantee	Year Entered	Annual Element		Three Year Program			Total Est. Cost	Project Justification	Source of Local Funds	Remarks
					2017	2018	2019	2020				
1	Provision of Paratransit Services in Accordance with ADA Regulations	Aguada	2015	F	198,010	67,328	68,001	68,681	402,021	Narrative Submitted by Municipality	Certification Prepared by the Municipality	Carryover Funds \$65,348 FY 2015 & \$66,001 FY 2016
				S	49,503	16,832	17,000	17,170	100,505			
				T	247,513	84,160	85,002	85,852	502,526			
2	Preventive Maintenance Cost for Public Transportation Services	Aguada	2015	F	43,825	14,902	15,051	15,202	88,980	Narrative Submitted by Municipality	Certification Prepared by the Municipality	Carryover Funds \$14,463 FY 2015 & \$14,608 FY 2016
				S	10,956	3,726	3,763	3,800	22,245			
				T	54,781	18,628	18,814	19,002	111,224			
3	Preventive Maintenance Cost for Public Transportation Terminal	Aguada	2015	F	35,500	12,071	12,192	12,314	72,076	Narrative Submitted by Municipality	Certification Prepared by the Municipality	Carryover Funds \$11,716 FY 2015 & \$11,833 FY 2016
				S	8,875	3,018	3,048	3,078	18,019			
				T	44,375	15,089	15,240	15,392	90,095			
4	Acquisition of Radio Communication System for Trolleys and Paratransit Vehicles	Aguada	2015	F	7,500	-	-	-	7,500	Narrative Submitted by Municipality	Certification Prepared by the Municipality	Carryover Funds FY 2015
				S	1,875	-	-	-	1,875			
				T	9,375	-	-	-	9,375			
5	Preventive Maintenance Cost for Public Transportation Services	Añasco	2015	F	3,891	1,975	1,995	2,015	9,875	Narrative Submitted by Municipality	Certification Prepared by the Municipality	\$1,936 Carryover Funds FY 2015 and \$1,955 FY 2016
				S	973	494	499	504	2,469			
				T	4,864	2,469	2,493	2,518	12,344			

COMMONWEALTH OF PUERTO RICO
 PUERTO RICO DEPARTMENT OF TRANSPORTATION AND PUBLIC WORKS
 PUERTO RICO HIGHWAY AND TRANSPORTATION AUTHORITY
 TRANSPORTATION IMPROVEMENT PROGRAM
 FISCAL YEARS 2017 - 2020

SECTION 5307: AGUADILLA URBANIZED AREA (AUA)

Num.	Description	Grantee	Year Entered	Annual Element		Three Year Program			Total Est. Cost	Project Justification	Source of Local Funds	Remarks
					2017	2018	2019	2020				
6	Purchase of Computer System and Peripherals for ADA Paratransit Program Operation	Isabela	2015	F	4,000				4,000	Narrative Submitted by Municipality	Certification Prepared by the Municipality	Carryover Funds FY 2015
				S	1,000	-	-	-	1,000			
				T	5,000	-	-	-	5,000			
7	Acquisition of Five (5) Clean Energy Vehicles for Complementary Transportation System and New Urban Center Routes	Isabela	2015	F	364,800	-	-	-	364,800	Narrative Justification Submitted by the Municipality	Certification Prepared by the Municipality	Carryover Funds FY 2015
				S	91,200	-	-	-	91,200			
				T	456,000	-	-	-	456,000			
8	Preventive Maintenance Cost for Public Transportation Services	Las Marías	2015	F	6,388	3,242	3,274	3,307	16,211	Narrative Submitted by Municipality	Certification Prepared by the Municipality	Carryover Funds \$3,178 FY 2015 & \$3,210 FY 2016
				S	1,597	811	819	827	4,053			
				T	7,985	4,053	4,093	4,134	20,264			
9	NEPA Process, Design and Specifications for the Construction of Initial Station for the Public Transportation System in Los Patriotas Ave.	Lares	2015	F	14,000	-	-	-	14,000	Narrative Submitted by Municipality	Certification Prepared by the Municipality	Carryover Funds FY 2015
				S	3,500	-	-	-	3,500			
				T	17,500	-	-	-	17,500			
10	Acquisition of 300 Stop Signs for Public Transportation Service in Bo. Piletas, Callejones, Pueblo, Lares, Espino, La Torre and Urban Zone	Lares	2015	F	29,300	-	-	-	29,300	Narrative Submitted by Municipality	Certification Prepared by the Municipality	Carryover Funds FY 2015
				S	7,325	-	-	-	7,325			
				T	36,625	-	-	-	36,625			

COMMONWEALTH OF PUERTO RICO
 PUERTO RICO DEPARTMENT OF TRANSPORTATION AND PUBLIC WORKS
 PUERTO RICO HIGHWAY AND TRANSPORTATION AUTHORITY
 TRANSPORTATION IMPROVEMENT PROGRAM
 FISCAL YEARS 2017 - 2020

SECTION 5307: AGUADILLA URBANIZED AREA (AUA)

Num.	Description	Grantee	Year Entered	Annual Element		Three Year Program				Total Est. Cost	Project Justification	Source of Local Funds	Remarks
					2017	2018	2019	2020					
11	Acquisition of Ten (10) Shelters for Public Transportation Service in Los Patriotas Ave.	Lares	2015	F	33,142	-	-	-	33,142	Narrative Submitted by Municipality	Certification Prepared by the Municipality	Carryover Funds FY 2015	
				S	8,286	-	-	-	8,286				
				T	41,428	-	-	-	41,428				
12	Construction of Initial Station for the Public Transportation System in Los Patriotas Ave.	Lares	2015	F	126,000	-	-	-	126,000	Narrative Submitted by Municipality	Certification Prepared by the Municipality	Carryover Funds FY 2015	
				S	31,500	-	-	-	31,500				
				T	157,500	-	-	-	157,500				
13	Preventive Maintenance Cost for Vehicles Fleet	Rincón	2015	F	20,492	10,400	10,504	10,609	52,005	Narrative Submitted by Municipality	Certification Prepared by the Municipality	Carryover Funds \$10,195 FY 2015 & \$10,297 FY 2016	
				S	5,123	2,600	2,626	2,652	13,001				
				T	25,615	13,000	13,130	13,261	65,006				
14	Construction of Bus Shelters Along Trolley Route	Rincón	2015	F	32,000	-	-	-	32,000	Narrative Submitted by Municipality	Certification Prepared by the Municipality	Carryover Funds FY 2015	
				S	8,000	-	-	-	8,000				
				T	40,000	-	-	-	40,000				
15	Rehabilitation of Public Transportation Terminal	San Sebastián	2015	F	991,600	-	-	-	991,600	Narrative Submitted by Municipality	Certification Prepared by the Municipality		
				S	247,900	-	-	-	247,900				
				T	1,239,500	-	-	-	1,239,500				
16	Preventive Manintenance Cost for Vehicles Fleet	San Sebastián	2015	F	18,172	9,191	9,283	9,376	46,022	Narrative Submitted by Municipality	Certification Prepared by the Municipality	Carryover \$9,072 FY 2015 & \$9,100 FY 2016. Application under FTA Consideration. TrAMS # 5489-2016-1-P1	
				S	4,543	2,298	2,321	2,344	11,506				
				T	22,715	11,489	11,604	11,720	57,528				
Total Federal Funds:					1,928,620	119,109	120,300	121,503	2,289,532				
Total State or Local Funds:					482,155	29,777	30,075	30,376	572,383				
Total					2,410,775	148,886	150,375	151,879	2,861,915				



Commonwealth of Puerto Rico

Puerto Rico Department of Transportation and Public Works
Puerto Rico Highway and Transportation Authority

Transportation Improvement Program (TIP)
Fiscal Years 2017-2020

FEDERAL TRANSIT ADMINISTRATION (FTA)
Aguadilla Urbanized Area (AUA)
(UA > 200,000 in Population)

Operating Assistance Special Rule
Section 5307

COMMONWEALTH OF PUERTO RICO
PUERTO RICO DEPARTMENT OF TRANSPORTATION AND PUBLIC WORKS
PUERTO RICO HIGHWAY AND TRANSPORTATION AUTHORITY
TRANSPORTATION IMPROVEMENT PROGRAM
FISCAL YEARS 2017 - 2020

196050

SECTION 5307: FTA OPERATING ASSISTANCE SPECIAL RULE, AGUADILLA URBANIZED AREA (AUA)

Num.	Description	Grantee	Year Entered	Annual Element		Three Year Program			Total Est. Cost	Project Justification	Source of Local Funds	Remarks
					2017	2018	2019	2020				
1	Operating Assistance Special Rule	Aguada	2015	F	152,238				152,238			Carryover Funds \$88,302 FY 2015 & \$63,935 FY 2016
				S	152,238				152,238			
				T	304,476				304,476			
2	Operating Assistance Special Rule	Lares	2015	F	194,647				194,647			Carryover Funds \$65,612 FY 2015 & \$129,036 FY 2016
				S	194,647				194,647			
				T	389,295				389,295			
3	Operating Assistance Special Rule	San Sebastián	2015	F	106,797				106,797			Carryover Funds \$64,450 FY 2015 & \$42,348 FY 2016
				S	106,797				106,797			
				T	213,595				213,595			
Total Federal Funds:					453,683	-	-	-	453,683			
Total State or Local Funds:					453,683	-	-	-	453,683			
Total					907,365	-	-	-	907,365			



Commonwealth of Puerto Rico

Puerto Rico Department of Transportation and Public Works

Puerto Rico Highway and Transportation Authority

Transportation Improvement Program (TIP)

Fiscal Years 2017-2020

FEDERAL TRANSIT ADMINISTRATION (FTA)

Aguadilla Urbanized Area (AUA)

(UA > 200,000 in Population)

Section 5310

COMMONWEALTH OF PUERTO RICO
 PUERTO RICO DEPARTMENT OF TRANSPORTATION AND PUBLIC WORKS
 PUERTO RICO HIGHWAY AND TRANSPORTATION AUTHORITY
 TRANSPORTATION IMPROVEMENT PROGRAM
 FISCAL YEARS 2017 - 2020

SECTION 5310: SECTION 5310: ELDERLY AND PERSONS WITH DISABILITIES PROGRAM, AGUADILLA URBANIZED AREA (AUA)

Num.	Description	Grantee	Year Entered	Annual Element		Three Year Program			Total Est. Cost	Project Justification	Source of Local Funds	Remarks
					2017	2018	2019	2020				
1	Acquisition of One (11) Passengers Paratransit Van for Non-Emergency Transportation Services in the Municipality of Aguada	PRHTA	2016	F	71,000	-	-	-	71,000	Narrative Justification Prepared by the Municipality	Certification Prepared by the Municipality	
				S	17,750	-	-	-	17,750			
				T	88,750	-	-	-	88,750			
2	Acquisition of One (11) Passengers Paratransit Van for Non-Emergency Transportation Services in the Municipality of Aguadilla	PRHTA	2016	F	71,000	-	-	-	71,000	Narrative Justification Prepared by the Municipality	Certification Prepared by the Municipality	
				S	17,750	-	-	-	17,750			
				T	88,750	-	-	-	88,750			
3	Acquisition of One (11) Passengers Paratransit Van for Non-Emergency Transportation Services in the Municipality of Añasco	PRHTA	2016	F	71,000	-	-	-	71,000	Narrative Justification Prepared by the Municipality	Certification Prepared by the Municipality	
				S	17,750	-	-	-	17,750			
				T	88,750	-	-	-	88,750			
4	Acquisition of One (11) Passengers Paratransit Van for Non-Emergency Transportation Services in the Municipality of Isabela	PRHTA	2016	F	71,000			-	71,000	Narrative Justification Prepared by the Municipality	Certification Prepared by the Municipality	
				S	17,750	-	-	-	17,750			
				T	88,750	-	-	-	88,750			
5	Acquisition of One (11) Passengers Paratransit Van for Non-Emergency Transportation Services in the Municipality of Las Marías	PRHTA	2016	F	71,000	-	-	-	71,000	Narrative Justification Prepared by the Municipality	Certification Prepared by the Municipality	
				S	17,750	-	-	-	17,750			
				T	88,750	-	-	-	88,750			

COMMONWEALTH OF PUERTO RICO
 PUERTO RICO DEPARTMENT OF TRANSPORTATION AND PUBLIC WORKS
 PUERTO RICO HIGHWAY AND TRANSPORTATION AUTHORITY
 TRANSPORTATION IMPROVEMENT PROGRAM
 FISCAL YEARS 2017 - 2020

SECTION 5310: SECTION 5310: ELDERLY AND PERSONS WITH DISABILITIES PROGRAM, AGUADILLA URBANIZED AREA (AUA)

Num.	Description	Grantee	Year Entered	Annual Element		Three Year Program			Total Est. Cost	Project Justification	Source of Local Funds	Remarks
					2017	2018	2019	2020				
6	Acquisition of One (11) Passengers Paratransit Van for Non-Emergency Transportation Services in the Municipality of San Sebastián	PRHTA	2016	F	71,000	-	-	-	71,000	Narrative Justification Prepared by the Municipality	Certification Prepared by the Municipality	
				S	17,750	-	-	-	17,750			
				T	88,750	-	-	-	88,750			
7	Acquisition of One (11) Passengers Paratransit Van for Non-Emergency Transportation Services in the Municipality of Aguada	PRHTA	2016	F	71,000	-	-	-	71,000	Narrative Justification Prepared by the Municipality		Approved in TrAMS Grant # PR-2016-007-00-00
				S	17,750	-	-	-	17,750			
				T	88,750	-	-	-	88,750			
8	Acquisition of One (11) Passengers Paratransit Van for Non-Emergency Transportation Services in the Municipality of Aguadilla	PRHTA	2016	F	71,000	-	-	-	71,000	Narrative Justification Prepared by the Municipality		Approved in TrAMS Grant # PR-2016-007-00-00
				S	17,750	-	-	-	17,750			
				T	88,750	-	-	-	88,750			
9	Acquisition of One (11) Passengers Paratransit Van for Non-Emergency Transportation Services in the Municipality of Añasco	PRHTA	2016	F	71,000	-	-	-	71,000	Narrative Justification Prepared by the Municipality		Approved in TrAMS Grant # PR-2016-007-00-00
				S	17,750	-	-	-	17,750			
				T	88,750	-	-	-	88,750			
10	Acquisition of One (11) Passengers Paratransit Van for Non-Emergency Transportation Services in the Municipality of Isabela	PRHTA	2016	F	71,000			-	71,000	Narrative Justification Prepared by the Municipality		Approved in TrAMS Grant # PR-2016-007-00-00
				S	17,750	-	-	-	17,750			
				T	88,750	-	-	-	88,750			

COMMONWEALTH OF PUERTO RICO
 PUERTO RICO DEPARTMENT OF TRANSPORTATION AND PUBLIC WORKS
 PUERTO RICO HIGHWAY AND TRANSPORTATION AUTHORITY
 TRANSPORTATION IMPROVEMENT PROGRAM
 FISCAL YEARS 2017 - 2020

SECTION 5310: SECTION 5310: ELDERLY AND PERSONS WITH DISABILITIES PROGRAM, AGUADILLA URBANIZED AREA (AUA)

Num.	Description	Grantee	Year Entered	Annual Element		Three Year Program			Total Est. Cost	Project Justification	Source of Local Funds	Remarks
					2017	2018	2019	2020				
11	Acquisition of One (11) Passengers Paratransit Van for Non-Emergency Transportation Services in the Municipality of Lares	PRHTA	2016	F	71,000	-	-	-	71,000	Narrative Justification Prepared by the Municipality		Approved in TrAMS Grant # PR-2016-007-00-00
				S	17,750	-	-	-	17,750			
				T	88,750	-	-	-	88,750			
12	Acquisition of One (11) Passengers Paratransit Van for Non-Emergency Transportation Services in the Municipality of Las Marías	PRHTA	2016	F	71,000	-	-	-	71,000	Narrative Justification Prepared by the Municipality		Approved in TrAMS Grant # PR-2016-007-00-00
				S	17,750	-	-	-	17,750			
				T	88,750	-	-	-	88,750			
13	Acquisition of One (11) Passengers Paratransit Van for Non-Emergency Transportation Services in the Municipality of Moca	PRHTA	2016	F	71,000	-	-	-	71,000	Narrative Justification Prepared by the Municipality		Approved in TrAMS Grant # PR-2016-007-00-00
				S	17,750	-	-	-	17,750			
				T	88,750	-	-	-	88,750			
14	Acquisition of One (11) Passengers Paratransit Van for Non-Emergency Transportation Services in the Municipality of Rincón	PRHTA	2016	F	71,000			-	71,000	Narrative Justification Prepared by the Municipality		Approved in TrAMS Grant # PR-2016-007-00-00
				S	17,750	-	-	-	17,750			
				T	88,750	-	-	-	88,750			
15	Acquisition of One (11) Passengers Paratransit Van for Non-Emergency Transportation Services in the Municipality of San Sebastián	PRHTA	2016	F	71,000	-	-	-	71,000	Narrative Justification Prepared by the Municipality		Approved in TrAMS Grant # PR-2016-007-00-00
				S	17,750	-	-	-	17,750			
				T	88,750	-	-	-	88,750			

COMMONWEALTH OF PUERTO RICO
 PUERTO RICO DEPARTMENT OF TRANSPORTATION AND PUBLIC WORKS
 PUERTO RICO HIGHWAY AND TRANSPORTATION AUTHORITY
 TRANSPORTATION IMPROVEMENT PROGRAM
 FISCAL YEARS 2017 - 2020

SECTION 5310: SECTION 5310: ELDERLY AND PERSONS WITH DISABILITIES PROGRAM, AGUADILLA URBANIZED AREA (AUA)

Num.	Description	Grantee	Year Entered	Annual Element		Three Year Program			Total Est. Cost	Project Justification	Source of Local Funds	Remarks
					2017	2018	2019	2020				
16	Program Administration	PRHTA	2014	F	37,711	-	-	-	37,711			Approved in TrAMS Grant # PR-2016-007-00-00
				S	-	-	-	-				
				T	37,711	-	-	-	37,711			
17	Program Administration	PRHTA	2015	F	37,644	-	-	-	37,644			
				S	-	-	-	-	-			
				T	37,644	-	-	-	37,644			
18	Program Administration	PRHTA	2016	F	39,999	-	-	-	39,999			
				S	-	-	-	-	-			
				T	39,999	-	-	-	39,999			
19	Projects for Elderly and Persons with Disabilities Program for Municipalities Belong on UZA's >200,000	PRHTA	2016	F	359,987	-	-	-	359,987			
				S	-	-	-	-	-			
				T	359,987	-	-	-	359,987			
Total Federal Funds:					503,643	-	-	-	503,643			
Total State or Local Funds:					106,500	-	-	-	106,500			
Total					610,143	-	-	-	610,143			



Commonwealth of Puerto Rico

Puerto Rico Department of Transportation and Public Works
Puerto Rico Highway and Transportation Authority

Transportation Improvement Program (TIP)
Fiscal Years 2017-2020

FEDERAL TRANSIT ADMINISTRATION (FTA)

Aguadilla Urbanized Area (AUA)
(UA > 200,000 in Population)

Section 5339

COMMONWEALTH OF PUERTO RICO
PUERTO RICO DEPARTMENT OF TRANSPORTATION AND PUBLIC WORKS
PUERTO RICO HIGHWAY AND TRANSPORTATION AUTHORITY
TRANSPORTATION IMPROVEMENT PROGRAM
FISCAL YEARS 2017 - 2020

SECTION 5339: AGUADILLA URBANIZED AREA (AUA) BUS AND BUS FACILITIES FORMULA PROGRAM

Num.	Description	Grantee	Year Entered	Annual Element		Three Year Program			Total Est. Cost	Project Justification	Source of Local Funds	Remarks
					2017	2018	2019	2020				
1	Projects for Bus and Bus Facilities Formula Program for Municipalities Belong on UZA's >200,000	Statewide in the UZA >200,000	2015	F	264,399	-	-	-	264,399			
				S	66,100	-	-	-	66,100			
				T	330,499	-	-	-	330,499			
2	Projects for Bus and Bus Facilities Formula Program for Municipalities Belong on UZA's >200,000	Statewide in the UZA >200,000	2016	F	232,504	-	-	-	232,504			
				S	58,126	-	-	-	58,126			
				T	290,630	-	-	-	290,630			
Total Federal Funds:					496,903	-	-	-	496,903			
Total State or Local Funds:					124,226	-	-	-	124,226			
Total					621,129	-	-	-	621,129			



Commonwealth of Puerto Rico

Puerto Rico Department of Transportation and Public Works

Puerto Rico Highway and Transportation Authority

Transportation Improvement Program (TIP)

Fiscal Years 2017-2020

FEDERAL HIGHWAY ADMINISTRATION (FHWA)

COMMONWEALTH OF PUERTO RICO
PUERTO RICO DEPARTMENT OF TRANSPORTATION AND PUBLIC WORKS
PUERTO RICO HIGHWAY AND TRANSPORTATION AUTHORITY
TRANSPORTATION IMPROVEMENT PROGRAM

Source of Funds

CODE	DESCRIPTION	CODE	DESCRIPTION
MP10	Puerto Rico Highway 25% MAP-21	ER-80	Emergency Relief 2012 Supplement
MP1E	Puerto Rico Highway 25% MAP-21 Ext.	ER-90	Emergency Relief 2013 Supplement
MP20	Puerto Rico Highway NHPP 50%	STATE	Funding Provided by any agency of the Commonwealth of PR - Agency name will appear in the "Remarks" section.
MP2E	Puerto Rico Highway NHPP 50% Ext.	Earmark	Earmark Section 1934
MP30	Puerto Rico Highway HSIP 25%	ERFO	Emergency Relief for Federally Owned Roads
MP3E	Puerto Rico Highway HSIP 25% Ext.	ZP10	Puerto Rico Highway 25% - FAST
MP40	Puerto Rico Section 154 Penalty	ZP20	Puerto Rico Highway NHPP 50% - FAST
MP4E	Puerto Rico Section 154 Penalty Ext.	ZP30	Puerto Rico Highway HSIP 25% - FAST
MP50	Puerto Rico Section 164 Penalty	ZP40	Puerto Rico Section 154 Penalty - FAST
MP5E	Puerto Rico Section 164 Penalty Ext	ZP50	Puerto Rico Section 164 Penalty - FAST
Q920	High Priority Projects - TEA21		

GOVERNMENT OF PUERTO RICO
PUERTO RICO DEPARTMENT OF TRANSPORTATION AND PUBLIC WORKS
PUERTO RICO HIGHWAY AND TRANSPORTATION AUTHORITY
TRANSPORTATION IMPROVEMENT PROGRAM
FISCAL YEARS 2017-2020**

Legend:
F - Federal Funds
TC - Toll Credits Funds
S - State /Local Funds
T - Total Funds

Núm.	AC-Code / Oracle # / Fed # / Program Code	Description	Town	Phase	STIP Year	Fed. Past Obligations / Locally Funded	STIP Fiscal Year				Future Investment	Total Est. Cost	Remarks		
							2017	2018	2019	2020					
UA>200,000 Population<1,000000 (Aguadilla)															
1	AC-011213 S000112013 MP-112(3) ZP-10	IMPROVEMENTS TO PR-112 AND CONNECTOR TO PR-4494 - access to the Industrial Zone to the Isabela Connector, it also includes improvements to the PR—112. This project will be known as the Cano Rosa Connector	Isabela	NEPA		F	-	-	-	-	-	-			
					TC	-	-	-	-	-	-	-			
					S	-	-	-	-	-	-	-			
					T	-	-	-	-	-	-	-			
				Pre-Engineering	2014	F	191,004	-	-	-	-	-	-	191,004	
					TC	47,751	-	-	-	-	-	-	-	47,751	
					S	6,325	-	-	-	-	-	-	-	6,325	
					T	245,080							245,080		
				Design	2018	F	-	-	95,000	-	-	-	-	95,000	
					TC	-	-	23,750	-	-	-	-	-	23,750	
					S	-	-	6,250	-	-	-	-	-	6,250	
					T			125,000					125,000		
				ROW	2019	F	-	-	-	500,000	-	-	-	500,000	
					TC	-	-	-	125,000	-	-	-	-	125,000	
					S	-	-	-	-	-	-	-	-	-	
					T				625,000				625,000		
				Construction		F	-	-	-	-	-	2,280,000	2,280,000		Estimated Time of Completion 2022
					TC	-	-	-	-	-	-	570,000	570,000		
					S	-	-	-	-	-	-	150,000	150,000		
					T					-		3,000,000	3,000,000		
Total Estimated Project Cost						245,080	-	125,000	625,000	-	3,000,000	3,995,080			
2	AC-000218 L000000218 MP-9999(222) ZP-20	IMPROVEMENTS TO ACCESS TO AGUADILLA AIRPORT THROUGH PR-110, 107 AND CONECTOR TO BURN STREET	Aguadilla	NEPA		F	-	-	-	-	-	-			
					TC	-	-	-	-	-	-	-	-		
					S	-	-	-	-	-	-	-	-		
					T	-	-	-	-	-	-	-	-		
				Pre-Engineering	2016	F	608,000	-	-	-	-	-	-	608,000	
					TC	152,000	-	-	-	-	-	-	-	152,000	
					S	40,000	-	-	-	-	-	-	-	40,000	
					T	800,000							800,000		
				Design		F	-	-	-	-	-	-	-	-	
					TC	-	-	-	-	-	-	-	-	-	
					S	-	-	-	-	-	-	-	-	-	
					T								-		
				ROW	2018	F	-	-	800,000	-	-	-	-	800,000	
					TC	-	-	200,000	-	-	-	-	-	200,000	
					S	-	-	-	-	-	-	-	-	-	
					T			1,000,000					1,000,000		
				Construction		F	-	-	-	-	-	7,600,000	7,600,000		Estimated Time of Completion 2025
					TC	-	-	-	-	-	-	1,900,000	1,900,000		
					S	-	-	-	-	-	-	500,000	500,000		
					T					-		10,000,000	10,000,000		
Total Estimated Project Cost						800,000	-	1,000,000	-	-	10,000,000	11,800,000			

GOVERNMENT OF PUERTO RICO
PUERTO RICO DEPARTMENT OF TRANSPORTATION AND PUBLIC WORKS
PUERTO RICO HIGHWAY AND TRANSPORTATION AUTHORITY
TRANSPORTATION IMPROVEMENT PROGRAM
FISCAL YEARS 2017-2020**

Legend:
F - Federal Funds
TC - Toll Credits Funds
S - State /Local Funds
T - Total Funds

Núm.	AC-Code / Oracle # / Fed # / Program Code	Description	Town	Phase	STIP Year	Fed. Past Obligations / Locally Funded	STIP Fiscal Year				Future Investment	Total Est. Cost	Remarks	
							2017	2018	2019	2020				
3	AC-411901 S004119001 MP-4119(1) ZP-10	LAS MARIAS CONNECTOR, FROM PR- 119 TO RAMON RIVERA STREET	Las Marias	NEPA		F	-	-	-	-	-	-		
					TC	-	-	-	-	-	-	-		
					S	-	-	-	-	-	-	-		
					T	-	-	-	-	-	-	-		
				Pre-Engineering	2014	F	321,477	-	-	-	-	-	321,477	
						TC	80,369	-	-	-	-	-	80,369	
						S	161,605	-	-	-	-	-	161,605	
						T	563,451					563,451		
				Design		F	-	-	-	-	-	-	-	
					TC	-	-	-	-	-	-	-	-	
					S	-	-	-	-	-	-	-	-	
					T							-		
				ROW	2017	F	-	1,120,000	-	-	-	-	1,120,000	
						TC	-	280,000	-	-	-	-	280,000	
						S	-	-	-	-	-	-	-	
						T		1,400,000					1,400,000	
				Construction	2019	F	-	-	-	2,280,000	-	-	2,280,000	
						TC	-	-	-	570,000	-	-	570,000	
						S	-	-	-	150,000	-	-	150,000	
						T				3,000,000			3,000,000	
Total Estimated Project Cost						563,451	1,400,000	-	3,000,000	-	4,963,451			
4	AC-047205 Y000472005 MP-472(2) ZP-10	ISABELA CONNECTOR FROM PR-472 TO PR-112	Isabela	NEPA	2014	F	191,004	-	-	-	-	-	191,004	
						TC	47,751	-	-	-	-	-	47,751	
						S	6,325	-	-	-	-	-	6,325	
						T	245,080						245,080	
				Pre-Engineering		F	-	-	-	-	-	-	-	
					TC	-	-	-	-	-	-	-	-	
					S	-	-	-	-	-	-	-	-	
					T							-		
				Design	2019	F	-	-	-	570,000	-	-	570,000	
						TC	-	-	-	142,500	-	-	142,500	
						S	-	-	-	37,500	-	-	37,500	
						T		-	750,000				750,000	
				ROW	2019	F	-	-	-	600,000	-	-	600,000	
						TC	-	-	-	150,000	-	-	150,000	
						S	-	-	-	-	-	-	-	
						T			750,000				750,000	
				Construction	2020	F	-	-	-	-	3,403,560	-	3,403,560	
						TC	-	-	-	-	850,890	-	850,890	
						S	-	-	-	-	223,918	-	223,918	
						T					4,478,368		4,478,368	
Total Estimated Project Cost						245,080	-	-	1,500,000	4,478,368	-	6,223,448		

GOVERNMENT OF PUERTO RICO
PUERTO RICO DEPARTMENT OF TRANSPORTATION AND PUBLIC WORKS
PUERTO RICO HIGHWAY AND TRANSPORTATION AUTHORITY
TRANSPORTATION IMPROVEMENT PROGRAM
FISCAL YEARS 2017-2020**

Legend:
F - Federal Funds
TC - Toll Credits Funds
S - State /Local Funds
T - Total Funds

Núm.	AC-Code / Oracle # / Fed # / Program Code	Description	Town	Phase	STIP Year	Fed. Past Obligations / Locally Funded	STIP Fiscal Year				Future Investment	Total Est. Cost	Remarks			
							2017	2018	2019	2020						
5	AC-100069 R000010169 LP-10(63) ZP-10, ZP-20	PR-10 RELOCATION FROM STA. 37+80.00 HASTA STA. 57+00.00, SEC. II LENGTH 0.41	Utuado Adjuntas	NEPA		F	-	-	-	-	-	-	-			
					TC	-	-	-	-	-	-	-	-			
					S	-	-	-	-	-	-	-	-	-		
					T	-	-	-	-	-	-	-	-	-		
				Pre-Engineering	F	-	-	-	-	-	-	-	-	-	-	
					TC	-	-	-	-	-	-	-	-	-	-	
					S	4,760,663	-	-	-	-	-	-	-	4,760,663	-	
					T	4,760,663	-	-	-	-	-	-	-	4,760,663	-	
				Design	F	-	-	-	-	-	-	-	-	-	-	
					TC	-	-	-	-	-	-	-	-	-	-	
					S	-	-	-	-	-	-	-	-	-	-	
					T	-	-	-	-	-	-	-	-	-	-	
				ROW	F	2,247,828	-	-	-	-	-	-	-	2,247,828	-	
					TC	553,204	-	-	-	-	-	-	-	553,204	-	
					S	-	-	-	-	-	-	-	-	-	-	
					T	2,801,031	-	-	-	-	-	-	-	2,801,031	-	
				Construction	F	-	-	-	-	18,639,570	-	-	18,639,570	-	-	
					TC	-	-	-	-	4,659,893	-	-	4,659,893	-	-	
					S	-	-	-	-	1,226,288	-	-	1,226,288	-	-	
					T	-	-	-	-	24,525,750	-	-	24,525,750	-	-	
Total Estimated Project Cost						7,561,694	-	-	-	24,525,750	-	32,087,444				
6	AC-500023 L005000023 ZP-10	BICYCLE AND PEDESTRIAN ROUTE - RINCON	Rincon	NEPA		F	-	-	-	-	-	-	-			
					TC	-	-	-	-	-	-	-	-	-		
					S	-	-	-	-	-	-	-	-	-		
					T	-	-	-	-	-	-	-	-	-		
				Pre-Engineering	F	-	-	-	-	-	-	-	-	-	-	
					TC	-	-	-	-	-	-	-	-	-	-	
					S	700,000	-	-	-	-	-	-	-	700,000	-	
					T	700,000	-	-	-	-	-	-	-	700,000	-	
				Design	F	-	-	-	-	-	-	-	-	-	-	
					TC	-	-	-	-	-	-	-	-	-	-	
					S	-	-	-	-	-	-	-	-	-	-	
					T	-	-	-	-	-	-	-	-	-	-	
				ROW	F	-	-	-	-	-	-	-	-	-	-	
					TC	-	-	-	-	-	-	-	-	-	-	
					S	-	-	-	-	-	-	-	-	-	-	
					T	-	-	-	-	-	-	-	-	-	-	
				Construction	F	-	-	4,180,000	-	-	-	-	4,180,000	-	-	
					TC	-	-	1,045,000	-	-	-	-	1,045,000	-	-	
					S	-	-	275,000	-	-	-	-	275,000	-	-	
					T	-	-	5,500,000	-	-	-	-	5,500,000	-	-	
Total Estimated Project Cost						700,000	-	5,500,000	-	-	-	6,200,000				

GOVERNMENT OF PUERTO RICO
PUERTO RICO DEPARTMENT OF TRANSPORTATION AND PUBLIC WORKS
PUERTO RICO HIGHWAY AND TRANSPORTATION AUTHORITY
TRANSPORTATION IMPROVEMENT PROGRAM
FISCAL YEARS 2017-2020**

Legend:
F - Federal Funds
TC - Toll Credits Funds
S - State /Local Funds
T - Total Funds

Núm.	AC-Code / Oracle # / Fed # / Program Code	Description	Town	Phase	STIP Year	Fed. Past Obligations / Locally Funded	STIP Fiscal Year				Future Investment	Total Est. Cost	Remarks
							2017	2018	2019	2020			
7	AC-100081 R000010181 ER-10(72) ER-90 ZP-20	Additional Funds - Reconstruction of PR- 10 kms. 59.4, 60.4, 60.9, 61.1	Utuado	NEPA	F	-	-	-	-	-	-	-	
					TC	-	-	-	-	-	-	-	
					S	-	-	-	-	-	-	-	
					T	-	-	-	-	-	-	-	
				Pre-Engineering	F	516,730	-	-	-	-	-	516,730	
					TC	164,080	-	-	-	-	-	164,080	
					S	-	-	-	-	-	-	-	
					T	680,810	-	-	-	-	-	680,810	
				Design	F	-	-	-	-	-	-	-	
					TC	-	-	-	-	-	-	-	
					S	-	-	-	-	-	-	-	
					T	-	-	-	-	-	-	-	
				ROW	F	-	160,000	-	-	-	-	160,000	
					TC	-	40,000	-	-	-	-	40,000	
					S	-	-	-	-	-	-	-	
T	-	200,000	-		-	-	-	200,000					
Construction	F	3,189,871	-	5,668,733	-	-	-	8,858,604	The \$3,189,871.20 available in the ER-90 fund will also be used.				
	TC	-	-	1,417,183	-	-	-	1,417,183					
	S	-	-	372,943	-	-	-	372,943					
	T	3,189,871	-	7,458,859	-	-	-	10,648,730					
Total Estimated Project Cost						3,870,681	200,000	7,458,859	-	-	-	11,529,540	
8	AC-011191 S000111091 ZP-10	Relocation of PR-111 km. 27.9 a km. 34.0	San Sebastian / Lares	NEPA	F	311,554	-	-	-	-	-	311,554	
					TC	77,888	-	-	-	-	-	77,888	
					S	97,361	-	-	-	-	-	97,361	
					T	486,803	-	-	-	-	-	486,803	
				Pre-Engineering	F	-	-	-	-	-	-	-	
					TC	-	-	-	-	-	-	-	
					S	-	-	-	-	-	-	-	
					T	-	-	-	-	-	-	-	
				Design	F	-	-	380,000	-	-	-	380,000	
					TC	-	-	95,000	-	-	-	95,000	
					S	-	-	25,000	-	-	-	25,000	
					T	-	-	500,000	-	-	-	500,000	
				ROW	F	-	-	-	-	1,520,000	-	1,520,000	
					TC	-	-	-	-	380,000	-	380,000	
					S	-	-	-	-	100,000	-	100,000	
					T	-	-	-	-	2,000,000	-	2,000,000	
				Construction	F	-	-	-	-	-	27,360,000	27,360,000	Estimated Time of Completion 2027
					TC	-	-	-	-	-	6,840,000	6,840,000	
S	-	-	-		-	-	1,800,000	1,800,000					
T	-	-	-		-	-	36,000,000	36,000,000					
Total Estimated Project Cost						486,803	-	500,000	-	2,000,000	36,000,000	38,986,803	
UA>200,000 Population<1,000000 (Aguadilla)						14,472,789	1,600,000	14,583,859	5,125,000	31,004,118	49,000,000	115,785,766	

GOVERNMENT OF PUERTO RICO
PUERTO RICO DEPARTMENT OF TRANSPORTATION AND PUBLIC WORKS
PUERTO RICO HIGHWAY AND TRANSPORTATION AUTHORITY
TRANSPORTATION IMPROVEMENT PROGRAM
FISCAL YEARS 2017-2020**

Legend:
F - Federal Funds
TC - Toll Credits Funds
S - State /Local Funds
T - Total Funds

Núm.	AC-Code / Oracle # / Fed # / Program Code	Description	Town	Phase	STIP Year	Fed. Past Obligations / Locally Funded	STIP Fiscal Year				Future Investment	Total Est. Cost	Remarks
							2017	2018	2019	2020			
9	Islandwide												
	AC-000213 L00000213 MP-9999(215) ZP-20	Additional Funds for the Feasibility Study RFP - Improvements PR-2, Aguadilla - Mayaguez Corridor from its intersection with PR-107 Municipality of Aguadilla to its intersection with PR-114 Municipality of Mayaguez	Aguadilla - Mayaguez	NEPA	2014	F	367,650	-	-	-	-	-	367,650
						TC	91,913	-	-	-	-	-	91,913
						S	21,094	-	-	-	-	-	21,094
						T	480,656					480,656	
				Pre-Engineering	2017	F	-	304,000	-	-	-	-	304,000
						TC	-	76,000	-	-	-	-	76,000
						S	-	20,000	-	-	-	-	20,000
						T		400,000				400,000	
				Design		F	-	-	-	-	-	-	-
						TC	-	-	-	-	-	-	-
						S	-	-	-	-	-	-	-
						T						-	
				ROW		F	-	-	-	-	-	-	-
						TC	-	-	-	-	-	-	-
						S	-	-	-	-	-	-	-
						T						-	
				Construction		F	-	-	-	-	-	-	-
						TC	-	-	-	-	-	-	-
						S	-	-	-	-	-	-	-
						T						-	
Total Estimated Project Cost						480,656	400,000	-	-	-	-	880,656	
10	AC-301133 R000003333 MP-3-4(43) ZP-20	Additional Funds for the Feasibility Study RFP - Improvements PR-3 Rio Grande - Fajardo Corridor Including Access Management Plan from its intersection with PR-66 Municipality of Rio Grande to its intersection with PR-53 Municipality of Fajardo	Rio Grande - Fajardo	NEPA	2014	F	369,525	-	-	-	-	-	369,525
						TC	92,381	-	-	-	-	-	92,381
						S	21,094	-	-	-	-	-	21,094
						T	483,000					483,000	
				Pre-Engineering	2017	F	-	608,000	-	-	-	-	608,000
						TC	-	152,000	-	-	-	-	152,000
						S	-	40,000	-	-	-	-	40,000
						T		800,000				800,000	
				Design		F	-	-	-	-	-	-	-
						TC	-	-	-	-	-	-	-
						S	-	-	-	-	-	-	-
						T						-	
				ROW		F	-	-	-	-	-	-	-
						TC	-	-	-	-	-	-	-
						S	-	-	-	-	-	-	-
						T						-	
				Construction		F	-	-	-	-	-	-	-
						TC	-	-	-	-	-	-	-
						S	-	-	-	-	-	-	-
						T						-	
				Total Estimated Project Cost						483,000	800,000	-	-

GOVERNMENT OF PUERTO RICO
PUERTO RICO DEPARTMENT OF TRANSPORTATION AND PUBLIC WORKS
PUERTO RICO HIGHWAY AND TRANSPORTATION AUTHORITY
TRANSPORTATION IMPROVEMENT PROGRAM
FISCAL YEARS 2017-2020**

Legend:
F - Federal Funds
TC - Toll Credits Funds
S - State /Local Funds
T - Total Funds

Núm.	AC-Code / Oracle # / Fed # / Program Code	Description	Town	Phase	STIP Year	Fed. Past Obligations / Locally Funded	STIP Fiscal Year				Future Investment	Total Est. Cost	Remarks	
							2017	2018	2019	2020				
11	AC-800477 L009999477 ZP-10, ZP-20, LP-1E	Pavement Rehabilitation and Reconstruction of Roads (2017)	Islandwide	NEPA	F	-	-	-	-	-	-	-		
					TC	-	-	-	-	-	-	-		
					S	-	-	-	-	-	-	-		
					T	-	-	-	-	-	-	-		
				Pre-Engineering	F	-	-	-	-	-	-	-		
					TC	-	-	-	-	-	-	-		
					S	-	-	-	-	-	-	-		
					T	-	-	-	-	-	-	-		
				Design	F	-	-	-	-	-	-	-		
					TC	-	-	-	-	-	-	-		
					S	-	-	-	-	-	-	-		
					T	-	-	-	-	-	-	-		
				ROW	F	-	-	-	-	-	-	-		
					TC	-	-	-	-	-	-	-		
					S	-	-	-	-	-	-	-		
					T	-	-	-	-	-	-	-		
Construction	F	-	18,398,949	-	-	-	-	18,398,949	Please See Appendix C for Project List					
	TC	-	4,599,737	-	-	-	-	4,599,737						
	S	-	1,210,457	-	-	-	-	1,210,457						
	T	-	24,209,144	-	-	-	-	24,209,144						
Total Estimated Project Cost						-	24,209,144	-	-	-	-	24,209,144		
12	AC-800485 R009999485 ZP-10	Pavement Rehabilitation and Reconstruction of Roads (2018)	Islandwide	NEPA	F	-	-	-	-	-	-	-		
					TC	-	-	-	-	-	-	-		
					S	-	-	-	-	-	-	-		
					T	-	-	-	-	-	-	-		
				Pre-Engineering	F	-	-	-	-	-	-	-		
					TC	-	-	-	-	-	-	-		
					S	-	-	-	-	-	-	-		
					T	-	-	-	-	-	-	-		
				Design	F	-	-	-	-	-	-	-	Please See Appendix C for Project List	
					TC	-	-	-	-	-	-	-		
					S	-	-	-	-	-	-	-		
					T	-	-	-	-	-	-	-		
				ROW	F	-	-	-	-	-	-	-		
					TC	-	-	-	-	-	-	-		
					S	-	-	-	-	-	-	-		
					T	-	-	-	-	-	-	-		
Construction	F	-	-	12,117,489	-	-	-	12,117,489						
	TC	-	-	3,029,372	-	-	-	3,029,372						
	S	-	-	797,203	-	-	-	797,203						
	T	-	-	15,944,065	-	-	-	15,944,065						
Total Estimated Project Cost						-	-	15,944,065	-	-	-	-	15,944,065	

GOVERNMENT OF PUERTO RICO
PUERTO RICO DEPARTMENT OF TRANSPORTATION AND PUBLIC WORKS
PUERTO RICO HIGHWAY AND TRANSPORTATION AUTHORITY
TRANSPORTATION IMPROVEMENT PROGRAM
FISCAL YEARS 2017-2020**

Legend:
F - Federal Funds
TC - Toll Credits Funds
S - State /Local Funds
T - Total Funds

Núm.	AC-Code / Oracle # / Fed # / Program Code	Description	Town	Phase	STIP Year	Fed. Past Obligations / Locally Funded	STIP Fiscal Year				Future Investment	Total Est. Cost	Remarks
							2017	2018	2019	2020			
13	AC-800511 R009999511 ZP-10, ZP-20, LP-1E	Pavement Rehabilitation and Reconstruction of Roads (2019)	Islandwide	NEPA	F	-	-	-	-	-	-	-	
					TC	-	-	-	-	-	-	-	
					S	-	-	-	-	-	-	-	
					T	-	-	-	-	-	-	-	
				Pre-Engineering	F	-	-	-	-	-	-	-	
					TC	-	-	-	-	-	-	-	
					S	-	-	-	-	-	-	-	
					T	-	-	-	-	-	-	-	
				Design	F	-	-	-	-	-	-	-	Please See Appendix C for Project List
					TC	-	-	-	-	-	-	-	
					S	-	-	-	-	-	-	-	
					T	-	-	-	-	-	-	-	
				ROW	F	-	-	-	-	-	-	-	
					TC	-	-	-	-	-	-	-	
					S	-	-	-	-	-	-	-	
					T	-	-	-	-	-	-	-	
Construction	F	-	-	-	18,187,554	-	-	18,187,554					
	TC	-	-	-	4,546,888	-	-	4,546,888					
	S	-	-	-	1,196,550	-	-	1,196,550					
	T	-	-	-	23,930,992	-	-	23,930,992					
Total Estimated Project Cost						-	-	-	23,930,992	-	-	23,930,992	
14	AC-800518 R009999518 ZP-10, ZP-20	Pavement Rehabilitation and Reconstruction of Roads (2020)	Islandwide	NEPA	F	-	-	-	-	-	-	-	
					TC	-	-	-	-	-	-	-	
					S	-	-	-	-	-	-	-	
					T	-	-	-	-	-	-	-	
				Pre-Engineering	F	-	-	-	-	-	-	-	
					TC	-	-	-	-	-	-	-	
					S	-	-	-	-	-	-	-	
					T	-	-	-	-	-	-	-	
				Design	F	-	-	-	-	-	-	-	Please See Appendix C for Project List
					TC	-	-	-	-	-	-	-	
					S	-	-	-	-	-	-	-	
					T	-	-	-	-	-	-	-	
				ROW	F	-	-	-	-	-	-	-	
					TC	-	-	-	-	-	-	-	
					S	-	-	-	-	-	-	-	
					T	-	-	-	-	-	-	-	
Construction	F	-	-	-	-	16,473,030	-	16,473,030					
	TC	-	-	-	-	4,118,258	-	4,118,258					
	S	-	-	-	-	1,083,752	-	1,083,752					
	T	-	-	-	-	21,675,040	-	21,675,040					
Total Estimated Project Cost						-	-	-	21,675,040	-	-	21,675,040	

GOVERNMENT OF PUERTO RICO
PUERTO RICO DEPARTMENT OF TRANSPORTATION AND PUBLIC WORKS
PUERTO RICO HIGHWAY AND TRANSPORTATION AUTHORITY
TRANSPORTATION IMPROVEMENT PROGRAM
FISCAL YEARS 2017-2020**

Legend:
F - Federal Funds
TC - Toll Credits Funds
S - State /Local Funds
T - Total Funds

Núm.	AC-Code / Oracle # / Fed # / Program Code	Description	Town	Phase	STIP Year	Fed. Past Obligations / Locally Funded	STIP Fiscal Year				Future Investment	Total Est. Cost	Remarks
							2017	2018	2019	2020			
15	AC-900123 L009000123 ZP-10	SPR-54 - State Planning and Research Program (2017)	Islandwide	NEPA	F	-	-	-	-	-	-	-	A Carry Forward Amount of \$21,530,944.55 from SPR-53 has been allocated.
					TC	-	-	-	-	-	-	-	
					S	-	-	-	-	-	-	-	
					T	-	-	-	-	-	-	-	
				Planning	F	17,224,756	4,560,000	-	-	-	-	21,784,756	
					TC	4,306,189	1,140,000	-	-	-	-	5,446,189	
					S	-	300,000	-	-	-	-	300,000	
					T	21,530,945	6,000,000	-	-	-	-	27,530,945	
				Design	F	-	-	-	-	-	-	-	
					TC	-	-	-	-	-	-	-	
					S	-	-	-	-	-	-	-	
					T	-	-	-	-	-	-	-	
				ROW	F	-	-	-	-	-	-	-	
					TC	-	-	-	-	-	-	-	
					S	-	-	-	-	-	-	-	
					T	-	-	-	-	-	-	-	
				Construction	F	-	-	-	-	-	-	-	
					TC	-	-	-	-	-	-	-	
					S	-	-	-	-	-	-	-	
					T	-	-	-	-	-	-	-	
Total Estimated Project Cost						21,530,945	6,000,000	-	-	-	27,530,945		
16	AC-900128 L0090000128 ZP-10	SPR-55 - State Planning and Research Program (2018)	Islandwide	NEPA	F	-	-	-	-	-	-	-	
					TC	-	-	-	-	-	-	-	
					S	-	-	-	-	-	-	-	
					T	-	-	-	-	-	-	-	
				Planning	F	-	-	4,560,000	-	-	-	4,560,000	
					TC	-	-	1,140,000	-	-	-	1,140,000	
					S	-	-	300,000	-	-	-	300,000	
					T	-	-	6,000,000	-	-	-	6,000,000	
				Design	F	-	-	-	-	-	-	-	
					TC	-	-	-	-	-	-	-	
					S	-	-	-	-	-	-	-	
					T	-	-	-	-	-	-	-	
				ROW	F	-	-	-	-	-	-	-	
					TC	-	-	-	-	-	-	-	
					S	-	-	-	-	-	-	-	
					T	-	-	-	-	-	-	-	
				Construction	F	-	-	-	-	-	-	-	
					TC	-	-	-	-	-	-	-	
					S	-	-	-	-	-	-	-	
					T	-	-	-	-	-	-	-	
Total Estimated Project Cost						-	-	6,000,000	-	-	-	6,000,000	

GOVERNMENT OF PUERTO RICO
PUERTO RICO DEPARTMENT OF TRANSPORTATION AND PUBLIC WORKS
PUERTO RICO HIGHWAY AND TRANSPORTATION AUTHORITY
TRANSPORTATION IMPROVEMENT PROGRAM
FISCAL YEARS 2017-2020**

Legend:
F - Federal Funds
TC - Toll Credits Funds
S - State /Local Funds
T - Total Funds

Núm.	AC-Code / Oracle # / Fed # / Program Code	Description	Town	Phase	STIP Year	Fed. Past Obligations / Locally Funded	STIP Fiscal Year				Future Investment	Total Est. Cost	Remarks
							2017	2018	2019	2020			
17	AC-900132 L0090000132 ZP-10	SPR-56 - State Planning and Research Program (2019)	Islandwide	NEPA	F	-	-	-	-	-	-	-	
					TC	-	-	-	-	-	-	-	
					S	-	-	-	-	-	-	-	
					T	-	-	-	-	-	-	-	
				Planning	F	-	-	-	4,560,000	-	-	4,560,000	
					TC	-	-	-	1,140,000	-	-	1,140,000	
					S	-	-	-	300,000	-	-	300,000	
					T	-	-	-	6,000,000	-	-	6,000,000	
				Design	F	-	-	-	-	-	-	-	
					TC	-	-	-	-	-	-	-	
					S	-	-	-	-	-	-	-	
					T	-	-	-	-	-	-	-	
				ROW	F	-	-	-	-	-	-	-	
					TC	-	-	-	-	-	-	-	
					S	-	-	-	-	-	-	-	
					T	-	-	-	-	-	-	-	
Construction	F	-	-	-	-	-	-	-					
	TC	-	-	-	-	-	-	-					
	S	-	-	-	-	-	-	-					
	T	-	-	-	-	-	-	-					
Total Estimated Project Cost						-	-	-	6,000,000	-	-	6,000,000	
18	AC-900134 L0090000134 ZP-10	SPR-57 - State Planning and Research Program (2020)	Islandwide	NEPA	F	-	-	-	-	-	-	-	
					TC	-	-	-	-	-	-	-	
					S	-	-	-	-	-	-	-	
					T	-	-	-	-	-	-	-	
				Planning	F	-	-	-	-	4,560,000	-	4,560,000	
					TC	-	-	-	-	1,140,000	-	1,140,000	
					S	-	-	-	-	300,000	-	300,000	
					T	-	-	-	-	6,000,000	-	6,000,000	
				Design	F	-	-	-	-	-	-	-	
					TC	-	-	-	-	-	-	-	
					S	-	-	-	-	-	-	-	
					T	-	-	-	-	-	-	-	
				ROW	F	-	-	-	-	-	-	-	
					TC	-	-	-	-	-	-	-	
					S	-	-	-	-	-	-	-	
					T	-	-	-	-	-	-	-	
Construction	F	-	-	-	-	-	-	-					
	TC	-	-	-	-	-	-	-					
	S	-	-	-	-	-	-	-					
	T	-	-	-	-	-	-	-					
Total Estimated Project Cost						-	-	-	-	6,000,000	-	6,000,000	

GOVERNMENT OF PUERTO RICO
PUERTO RICO DEPARTMENT OF TRANSPORTATION AND PUBLIC WORKS
PUERTO RICO HIGHWAY AND TRANSPORTATION AUTHORITY
TRANSPORTATION IMPROVEMENT PROGRAM
FISCAL YEARS 2017-2020**

Legend:
F - Federal Funds
TC - Toll Credits Funds
S - State /Local Funds
T - Total Funds

Núm.	AC-Code / Oracle # / Fed # / Program Code	Description	Town	Phase	STIP Year	Fed. Past Obligations / Locally Funded	STIP Fiscal Year				Future Investment	Total Est. Cost	Remarks
							2017	2018	2019	2020			
19	AC-800474 B009999474 ZP-10, ZP-20	Rehabilitation and Replacement of Bridges (2017)	Islandwide	NEPA	F	-	-	-	-	-	-	-	Please See Appendix A for Project List
					TC	-	-	-	-	-	-	-	
					S	-	-	-	-	-	-	-	
					T	-	-	-	-	-	-	-	
				Pre-Engineering	F	-	-	-	-	-	-	-	
					TC	-	-	-	-	-	-	-	
					S	-	-	-	-	-	-	-	
					T	-	-	-	-	-	-	-	
				Design	F	-	-	-	-	-	-	-	
					TC	-	-	-	-	-	-	-	
					S	-	-	-	-	-	-	-	
					T	-	-	-	-	-	-	-	
				ROW	F	-	64,000	-	-	-	-	64,000	
					TC	-	16,000	-	-	-	-	16,000	
					S	-	-	-	-	-	-	-	
					T	-	80,000	-	-	-	-	80,000	
Construction	F	-	9,959,640	-	-	-	-	9,959,640					
	TC	-	2,489,910	-	-	-	-	2,489,910					
	S	-	659,450	-	-	-	-	659,450					
	T	-	13,109,000	-	-	-	-	13,109,000					
Total Estimated Project Cost						-	13,189,000	-	-	-	13,189,000		
20	AC-800486 B009999486 ZP-10, ZP-20, LP-1E	Rehabilitation and Replacement of Bridges (2018)	Islandwide	NEPA	F	-	-	-	-	-	-	-	Please See Appendix A for Project List
					TC	-	-	-	-	-	-	-	
					S	-	-	-	-	-	-	-	
					T	-	-	-	-	-	-	-	
				Pre-Engineering	F	-	-	-	-	-	-	-	
					TC	-	-	-	-	-	-	-	
					S	-	-	-	-	-	-	-	
					T	-	-	-	-	-	-	-	
				Design	F	-	-	794,200	-	-	-	794,200	
					TC	-	-	198,550	-	-	-	198,550	
					S	-	-	52,250	-	-	-	52,250	
					T	-	-	1,045,000	-	-	-	1,045,000	
				ROW	F	-	-	-	-	-	-	-	
					TC	-	-	-	-	-	-	-	
					S	-	-	-	-	-	-	-	
					T	-	-	-	-	-	-	-	
Construction	F	-	-	6,285,960	-	-	-	6,285,960					
	TC	-	-	1,571,490	-	-	-	1,571,490					
	S	-	-	413,550	-	-	-	413,550					
	T	-	-	8,271,000	-	-	-	8,271,000					
Total Estimated Project Cost						-	-	9,316,000	-	-	-	9,316,000	

GOVERNMENT OF PUERTO RICO
PUERTO RICO DEPARTMENT OF TRANSPORTATION AND PUBLIC WORKS
PUERTO RICO HIGHWAY AND TRANSPORTATION AUTHORITY
TRANSPORTATION IMPROVEMENT PROGRAM
FISCAL YEARS 2017-2020**

Legend:
F - Federal Funds
TC - Toll Credits Funds
S - State /Local Funds
T - Total Funds

Núm.	AC-Code / Oracle # / Fed # / Program Code	Description	Town	Phase	STIP Year	Fed. Past Obligations / Locally Funded	STIP Fiscal Year				Future Investment	Total Est. Cost	Remarks
							2017	2018	2019	2020			
21	AC-800512 B009999512 ZP-20	Rehabilitation and Replacement of Bridges (2019)	Islandwide	NEPA	F	-	-	-	-	-	-	-	Please See Appendix A for Project List
					TC	-	-	-	-	-	-	-	
					S	-	-	-	-	-	-	-	
					T	-	-	-	-	-	-	-	
				Pre-Engineering	F	-	-	-	-	-	-	-	
					TC	-	-	-	-	-	-	-	
					S	-	-	-	-	-	-	-	
					T	-	-	-	-	-	-	-	
				Design	F	-	-	-	2,280,000	-	-	2,280,000	
					TC	-	-	-	570,000	-	-	570,000	
					S	-	-	-	150,000	-	-	150,000	
					T	-	-	-	3,000,000	-	-	3,000,000	
				ROW	F	-	-	-	-	-	-	-	
					TC	-	-	-	-	-	-	-	
					S	-	-	-	-	-	-	-	
					T	-	-	-	-	-	-	-	
Construction	F	-	-	-	7,833,320	-	-	7,833,320					
	TC	-	-	-	1,958,330	-	-	1,958,330					
	S	-	-	-	515,350	-	-	515,350					
	T	-	-	-	10,307,000	-	-	10,307,000					
Total Estimated Project Cost						-	-	-	13,307,000	-	-	13,307,000	
22	AC-800516 B009999516 ZP-10, ZP-20	Rehabilitation and Replacement of Bridges (2020)	Islandwide	NEPA	F	-	-	-	-	-	-	-	Please See Appendix A for Project List
					TC	-	-	-	-	-	-	-	
					S	-	-	-	-	-	-	-	
					T	-	-	-	-	-	-	-	
				Pre-Engineering	F	-	-	-	-	-	-	-	
					TC	-	-	-	-	-	-	-	
					S	-	-	-	-	-	-	-	
					T	-	-	-	-	-	-	-	
				Design	F	-	-	-	-	-	-	-	
					TC	-	-	-	-	-	-	-	
					S	-	-	-	-	-	-	-	
					T	-	-	-	-	-	-	-	
				ROW	F	-	-	-	-	-	-	-	
					TC	-	-	-	-	-	-	-	
					S	-	-	-	-	-	-	-	
					T	-	-	-	-	-	-	-	
Construction	F	-	-	-	-	9,492,400	-	9,492,400					
	TC	-	-	-	-	2,373,100	-	2,373,100					
	S	-	-	-	-	624,500	-	624,500					
	T	-	-	-	-	12,490,000	-	12,490,000					
Total Estimated Project Cost						-	-	-	-	-	-	12,490,000	

GOVERNMENT OF PUERTO RICO
PUERTO RICO DEPARTMENT OF TRANSPORTATION AND PUBLIC WORKS
PUERTO RICO HIGHWAY AND TRANSPORTATION AUTHORITY
TRANSPORTATION IMPROVEMENT PROGRAM
FISCAL YEARS 2017-2020**

Legend:
F - Federal Funds
TC - Toll Credits Funds
S - State /Local Funds
T - Total Funds

Núm.	AC-Code / Oracle # / Fed # / Program Code	Description	Town	Phase	STIP Year	Fed. Past Obligations / Locally Funded	STIP Fiscal Year				Future Investment	Total Est. Cost	Remarks
							2017	2018	2019	2020			
23	AC-800475 B009999475 ZP-20	Systematic Bridges Preservation Program (2017)	Islandwide	NEPA	F	-	-	-	-	-	-	-	Please See Appendix A for Project List
					TC	-	-	-	-	-	-	-	
					S	-	-	-	-	-	-	-	
					T	-	-	-	-	-	-	-	
				Pre-Engineering	F	-	-	-	-	-	-	-	
					TC	-	-	-	-	-	-	-	
					S	-	-	-	-	-	-	-	
					T	-	-	-	-	-	-	-	
				Design	F	-	-	-	-	-	-	-	
					TC	-	-	-	-	-	-	-	
					S	-	-	-	-	-	-	-	
					T	-	-	-	-	-	-	-	
				ROW	F	-	-	-	-	-	-	-	
					TC	-	-	-	-	-	-	-	
					S	-	-	-	-	-	-	-	
					T	-	-	-	-	-	-	-	
Construction	F	-	760,000	-	-	-	-	760,000					
	TC	-	190,000	-	-	-	-	190,000					
	S	-	50,000	-	-	-	-	50,000					
	T	-	1,000,000	-	-	-	-	1,000,000					
Total Estimated Project Cost						-	1,000,000	-	-	-	1,000,000		
24	AC-800487 B009999487 ZP-20	Systematic Bridges Preservation Program (2018)	Islandwide	NEPA	F	-	-	-	-	-	-	-	Please See Appendix A for Project List
					TC	-	-	-	-	-	-	-	
					S	-	-	-	-	-	-	-	
					T	-	-	-	-	-	-	-	
				Pre-Engineering	F	-	-	-	-	-	-	-	
					TC	-	-	-	-	-	-	-	
					S	-	-	-	-	-	-	-	
					T	-	-	-	-	-	-	-	
				Design	F	-	-	-	-	-	-	-	
					TC	-	-	-	-	-	-	-	
					S	-	-	-	-	-	-	-	
					T	-	-	-	-	-	-	-	
				ROW	F	-	-	-	-	-	-	-	
					TC	-	-	-	-	-	-	-	
					S	-	-	-	-	-	-	-	
					T	-	-	-	-	-	-	-	
Construction	F	-	-	1,591,440	-	-	-	1,591,440					
	TC	-	-	397,860	-	-	-	397,860					
	S	-	-	104,700	-	-	-	104,700					
	T	-	-	2,094,000	-	-	-	2,094,000					
Total Estimated Project Cost						-	-	2,094,000	-	-	-	2,094,000	

GOVERNMENT OF PUERTO RICO
PUERTO RICO DEPARTMENT OF TRANSPORTATION AND PUBLIC WORKS
PUERTO RICO HIGHWAY AND TRANSPORTATION AUTHORITY
TRANSPORTATION IMPROVEMENT PROGRAM
FISCAL YEARS 2017-2020**

Legend:
F - Federal Funds
TC - Toll Credits Funds
S - State /Local Funds
T - Total Funds

Núm.	AC-Code / Oracle # / Fed # / Program Code	Description	Town	Phase	STIP Year	Fed. Past Obligations / Locally Funded	STIP Fiscal Year				Future Investment	Total Est. Cost	Remarks
							2017	2018	2019	2020			
25	AC-900124 B009000124 ZP-10, ZP-20, LP-1E	Bridge Critical Findings (2017)	Islandwide	NEPA	F	-	-	-	-	-	-	-	Please See Appendix A for Project List
					TC	-	-	-	-	-	-	-	
					S	-	-	-	-	-	-	-	
					T	-	-	-	-	-	-	-	
				Pre-Engineering	F	-	-	-	-	-	-	-	
					TC	-	-	-	-	-	-	-	
					S	-	-	-	-	-	-	-	
					T	-	-	-	-	-	-	-	
				Design	F	-	-	-	-	-	-	-	
					TC	-	-	-	-	-	-	-	
					S	-	-	-	-	-	-	-	
					T	-	-	-	-	-	-	-	
				ROW	F	-	311,600	-	-	-	-	311,600	
					TC	-	77,900	-	-	-	-	77,900	
					S	-	20,500	-	-	-	-	20,500	
					T	-	410,000	-	-	-	-	410,000	
				Construction	F	-	427,120	-	-	-	-	427,120	
					TC	-	106,780	-	-	-	-	106,780	
					S	-	28,100	-	-	-	-	28,100	
					T	-	562,000	-	-	-	-	562,000	
Total Estimated Project Cost						-	972,000	-	-	-	972,000		
26	AC-900129 B009000129 ZP-10, ZP-20, LP-1E	Bridge Critical Findings (2018)	Islandwide	NEPA	F	-	-	-	-	-	-	-	Please See Appendix A for Project List
					TC	-	-	-	-	-	-	-	
					S	-	-	-	-	-	-	-	
					T	-	-	-	-	-	-	-	
				Pre-Engineering	F	-	-	-	-	-	-	-	
					TC	-	-	-	-	-	-	-	
					S	-	-	-	-	-	-	-	
					T	-	-	-	-	-	-	-	
				Design	F	-	-	56,240	-	-	-	56,240	
					TC	-	-	14,060	-	-	-	14,060	
					S	-	-	3,700	-	-	-	3,700	
					T	-	-	74,000	-	-	-	74,000	
				ROW	F	-	-	-	-	-	-	-	
					TC	-	-	-	-	-	-	-	
					S	-	-	-	-	-	-	-	
					T	-	-	-	-	-	-	-	
				Construction	F	-	-	4,707,440	-	-	-	4,707,440	
					TC	-	-	1,176,860	-	-	-	1,176,860	
					S	-	-	309,700	-	-	-	309,700	
					T	-	-	6,194,000	-	-	-	6,194,000	
Total Estimated Project Cost						-	-	6,268,000	-	-	-	6,268,000	

GOVERNMENT OF PUERTO RICO
PUERTO RICO DEPARTMENT OF TRANSPORTATION AND PUBLIC WORKS
PUERTO RICO HIGHWAY AND TRANSPORTATION AUTHORITY
TRANSPORTATION IMPROVEMENT PROGRAM
FISCAL YEARS 2017-2020**

Legend:
F - Federal Funds
TC - Toll Credits Funds
S - State /Local Funds
T - Total Funds

Núm.	AC-Code / Oracle # / Fed # / Program Code	Description	Town	Phase	STIP Year	Fed. Past Obligations / Locally Funded	STIP Fiscal Year				Future Investment	Total Est. Cost	Remarks
							2017	2018	2019	2020			
27	AC-900133 B009000133 ZP-20	Bridge Critical Findings (2019)	Islandwide	NEPA	F	-	-	-	-	-	-	-	Please See Appendix A for Project List
					TC	-	-	-	-	-	-	-	
					S	-	-	-	-	-	-	-	
					T	-	-	-	-	-	-	-	
				Pre-Engineering	F	-	-	-	-	-	-	-	
					TC	-	-	-	-	-	-	-	
					S	-	-	-	-	-	-	-	
					T	-	-	-	-	-	-	-	
				Design	F	-	-	-	-	-	-	-	
					TC	-	-	-	-	-	-	-	
					S	-	-	-	-	-	-	-	
					T	-	-	-	-	-	-	-	
				ROW	F	-	-	-	-	-	-	-	
					TC	-	-	-	-	-	-	-	
					S	-	-	-	-	-	-	-	
					T	-	-	-	-	-	-	-	
Construction	F	-	-	-	2,128,000	-	-	2,128,000					
	TC	-	-	-	532,000	-	-	532,000					
	S	-	-	-	140,000	-	-	140,000					
	T	-	-	-	2,800,000	-	-	2,800,000					
Total Estimated Project Cost						-	-	-	2,800,000	-	2,800,000		
28	AC-900135 B009000135 ZP-10, ZP-20	Bridge Critical Findings (2020)	Islandwide	NEPA	F	-	-	-	-	-	-	-	Please See Appendix A for Project List
					TC	-	-	-	-	-	-	-	
					S	-	-	-	-	-	-	-	
					T	-	-	-	-	-	-	-	
				Pre-Engineering	F	-	-	-	-	-	-	-	
					TC	-	-	-	-	-	-	-	
					S	-	-	-	-	-	-	-	
					T	-	-	-	-	-	-	-	
				Design	F	-	-	-	-	-	-	-	
					TC	-	-	-	-	-	-	-	
					S	-	-	-	-	-	-	-	
					T	-	-	-	-	-	-	-	
				ROW	F	-	-	-	-	-	-	-	
					TC	-	-	-	-	-	-	-	
					S	-	-	-	-	-	-	-	
					T	-	-	-	-	-	-	-	
Construction	F	-	-	-	-	2,731,440	-	2,731,440					
	TC	-	-	-	-	682,860	-	682,860					
	S	-	-	-	-	179,700	-	179,700					
	T	-	-	-	-	3,594,000	-	3,594,000					
Total Estimated Project Cost						-	-	-	3,594,000	-	3,594,000		

GOVERNMENT OF PUERTO RICO
PUERTO RICO DEPARTMENT OF TRANSPORTATION AND PUBLIC WORKS
PUERTO RICO HIGHWAY AND TRANSPORTATION AUTHORITY
TRANSPORTATION IMPROVEMENT PROGRAM
FISCAL YEARS 2017-2020**

Legend:
F - Federal Funds
TC - Toll Credits Funds
S - State /Local Funds
T - Total Funds

Núm.	AC-Code / Oracle # / Fed # / Program Code	Description	Town	Phase	STIP Year	Fed. Past Obligations / Locally Funded	STIP Fiscal Year				Future Investment	Total Est. Cost	Remarks
							2017	2018	2019	2020			
29	AC-990134 L009900134 ZP-30	Upgrade of Safety Devices in the Highway System (2017)	Islandwide	NEPA	F	-	-	-	-	-	-	-	Please See Appendix B for Project List
					TC	-	-	-	-	-	-	-	
					S	-	-	-	-	-	-	-	
					T	-	-	-	-	-	-	-	
				Pre-Engineering	F	-	-	-	-	-	-	-	
					TC	-	-	-	-	-	-	-	
					S	-	-	-	-	-	-	-	
					T	-	-	-	-	-	-	-	
				Design	F	-	-	-	-	-	-	-	
					TC	-	-	-	-	-	-	-	
					S	-	-	-	-	-	-	-	
					T	-	-	-	-	-	-	-	
				ROW	F	-	-	-	-	-	-	-	
					TC	-	-	-	-	-	-	-	
					S	-	-	-	-	-	-	-	
					T	-	-	-	-	-	-	-	
Construction	F	-	3,800,000	-	-	-	-	3,800,000					
	TC	-	950,000	-	-	-	-	950,000					
	S	-	250,000	-	-	-	-	250,000					
	T	-	5,000,000	-	-	-	-	5,000,000					
Total Estimated Project Cost						-	5,000,000	-	-	-	5,000,000		
30	AC-990144 L009900149 ZP-30	Upgrade of Safety Devices in the Highway System (2018)	Islandwide	NEPA	F	-	-	-	-	-	-	-	Please See Appendix B for Project List
					TC	-	-	-	-	-	-	-	
					S	-	-	-	-	-	-	-	
					T	-	-	-	-	-	-	-	
				Pre-Engineering	F	-	-	-	-	-	-	-	
					TC	-	-	-	-	-	-	-	
					S	-	-	-	-	-	-	-	
					T	-	-	-	-	-	-	-	
				Design	F	-	-	-	-	-	-	-	
					TC	-	-	-	-	-	-	-	
					S	-	-	-	-	-	-	-	
					T	-	-	-	-	-	-	-	
				ROW	F	-	-	-	-	-	-	-	
					TC	-	-	-	-	-	-	-	
					S	-	-	-	-	-	-	-	
					T	-	-	-	-	-	-	-	
Construction	F	-	-	2,682,800	-	-	-	2,682,800					
	TC	-	-	670,700	-	-	-	670,700					
	S	-	-	176,500	-	-	-	176,500					
	T	-	-	3,530,000	-	-	-	3,530,000					
Total Estimated Project Cost						-	-	3,530,000	-	-	-	3,530,000	

GOVERNMENT OF PUERTO RICO
PUERTO RICO DEPARTMENT OF TRANSPORTATION AND PUBLIC WORKS
PUERTO RICO HIGHWAY AND TRANSPORTATION AUTHORITY
TRANSPORTATION IMPROVEMENT PROGRAM
FISCAL YEARS 2017-2020**

Legend:
F - Federal Funds
TC - Toll Credits Funds
S - State /Local Funds
T - Total Funds

Núm.	AC-Code / Oracle # / Fed # / Program Code	Description	Town	Phase	STIP Year	Fed. Past Obligations / Locally Funded	STIP Fiscal Year				Future Investment	Total Est. Cost	Remarks		
							2017	2018	2019	2020					
31	AC-990155 L009900155 ZP-30	Upgrade of Safety Devices in the Highway System (2019)	Islandwide	NEPA	F	-	-	-	-	-	-	-			
					TC	-	-	-	-	-	-	-			
					S	-	-	-	-	-	-	-			
					T	-	-	-	-	-	-	-			
				Pre-Engineering	F	-	-	-	-	-	-	-	-	-	
					TC	-	-	-	-	-	-	-	-		
					S	-	-	-	-	-	-	-	-		
					T	-	-	-	-	-	-	-	-		
				Design	F	-	-	-	-	-	-	-	-	-	Please See Appendix B for Project List
					TC	-	-	-	-	-	-	-	-	-	
					S	-	-	-	-	-	-	-	-	-	
					T	-	-	-	-	-	-	-	-	-	
				ROW	F	-	-	-	-	-	-	-	-	-	
					TC	-	-	-	-	-	-	-	-	-	
					S	-	-	-	-	-	-	-	-	-	
					T	-	-	-	-	-	-	-	-	-	
Construction	F	-	-	-	3,169,200	-	-	3,169,200	-	3,169,200					
	TC	-	-	-	792,300	-	-	792,300	-	792,300					
	S	-	-	-	208,500	-	-	208,500	-	208,500					
	T	-	-	-	4,170,000	-	-	4,170,000	-	4,170,000					
Total Estimated Project Cost						-	-	-	4,170,000	-	-	4,170,000			
32	AC-800519 L009900156 ZP-30	Upgrade of Safety Devices in the Highway System (2020)	Islandwide	NEPA	F	-	-	-	-	-	-	-			
					TC	-	-	-	-	-	-	-		-	
					S	-	-	-	-	-	-	-		-	
					T	-	-	-	-	-	-	-		-	
				Pre-Engineering	F	-	-	-	-	-	-	-	-	-	
					TC	-	-	-	-	-	-	-	-	-	
					S	-	-	-	-	-	-	-	-	-	
					T	-	-	-	-	-	-	-	-	-	
				Design	F	-	-	-	-	-	-	-	-	-	Please See Appendix B for Project List
					TC	-	-	-	-	-	-	-	-	-	
					S	-	-	-	-	-	-	-	-	-	
					T	-	-	-	-	-	-	-	-	-	
				ROW	F	-	-	-	-	-	-	-	-	-	
					TC	-	-	-	-	-	-	-	-	-	
					S	-	-	-	-	-	-	-	-	-	
					T	-	-	-	-	-	-	-	-	-	
Construction	F	-	-	-	-	3,708,800	-	3,708,800	-	3,708,800					
	TC	-	-	-	-	927,200	-	927,200	-	927,200					
	S	-	-	-	-	244,000	-	244,000	-	244,000					
	T	-	-	-	-	4,880,000	-	4,880,000	-	4,880,000					
Total Estimated Project Cost						-	-	-	-	4,880,000	-	-	4,880,000		

GOVERNMENT OF PUERTO RICO
PUERTO RICO DEPARTMENT OF TRANSPORTATION AND PUBLIC WORKS
PUERTO RICO HIGHWAY AND TRANSPORTATION AUTHORITY
TRANSPORTATION IMPROVEMENT PROGRAM
FISCAL YEARS 2017-2020**

Legend:
F - Federal Funds
TC - Toll Credits Funds
S - State /Local Funds
T - Total Funds

Núm.	AC-Code / Oracle # / Fed # / Program Code	Description	Town	Phase	STIP Year	Fed. Past Obligations / Locally Funded	STIP Fiscal Year				Future Investment	Total Est. Cost	Remarks
							2017	2018	2019	2020			
33	AC-992476 B009924076 ZP-20	Bridge Inventory System NBIS (33) (2018)	Islandwide	NEPA	F	-	-	-	-	-	-	-	-
					TC	-	-	-	-	-	-	-	-
					S	-	-	-	-	-	-	-	-
					T	-	-	-	-	-	-	-	-
				Pre-Engineering	F	-	-	-	-	-	-	-	-
					TC	-	-	-	-	-	-	-	-
					S	-	-	-	-	-	-	-	-
					T	-	-	-	-	-	-	-	-
				Design	F	-	1,424,970	-	-	-	-	-	1,424,970
					TC	-	356,243	-	-	-	-	-	356,243
					S	-	93,748	-	-	-	-	-	93,748
					T	-	1,874,961	-	-	-	-	-	1,874,961
				ROW	F	-	-	-	-	-	-	-	-
					TC	-	-	-	-	-	-	-	-
					S	-	-	-	-	-	-	-	-
					T	-	-	-	-	-	-	-	-
				Construction	F	-	-	-	-	-	-	-	-
					TC	-	-	-	-	-	-	-	-
					S	-	-	-	-	-	-	-	-
					T	-	-	-	-	-	-	-	-
Total Estimated Project Cost						-	1,874,961	-	-	-	-	1,874,961	
34	AC-992477 B009924077 ZP-20	Bridge Inventory System NBIS (34) (2019)	Islandwide	NEPA	F	-	-	-	-	-	-	-	-
					TC	-	-	-	-	-	-	-	-
					S	-	-	-	-	-	-	-	-
					T	-	-	-	-	-	-	-	-
				Pre-Engineering	F	-	-	-	-	-	-	-	-
					TC	-	-	-	-	-	-	-	-
					S	-	-	-	-	-	-	-	-
					T	-	-	-	-	-	-	-	-
				Design	F	-	-	1,361,267	-	-	-	-	1,361,267
					TC	-	-	340,317	-	-	-	-	340,317
					S	-	-	89,557	-	-	-	-	89,557
					T	-	-	1,791,141	-	-	-	-	1,791,141
				ROW	F	-	-	-	-	-	-	-	-
					TC	-	-	-	-	-	-	-	-
					S	-	-	-	-	-	-	-	-
					T	-	-	-	-	-	-	-	-
				Construction	F	-	-	-	-	-	-	-	-
					TC	-	-	-	-	-	-	-	-
					S	-	-	-	-	-	-	-	-
					T	-	-	-	-	-	-	-	-
Total Estimated Project Cost						-	-	1,791,141	-	-	-	1,791,141	

GOVERNMENT OF PUERTO RICO
PUERTO RICO DEPARTMENT OF TRANSPORTATION AND PUBLIC WORKS
PUERTO RICO HIGHWAY AND TRANSPORTATION AUTHORITY
TRANSPORTATION IMPROVEMENT PROGRAM
FISCAL YEARS 2017-2020**

Legend:
F - Federal Funds
TC - Toll Credits Funds
S - State /Local Funds
T - Total Funds

Núm.	AC-Code / Oracle # / Fed # / Program Code	Description	Town	Phase	STIP Year	Fed. Past Obligations / Locally Funded	STIP Fiscal Year				Future Investment	Total Est. Cost	Remarks	
							2017	2018	2019	2020				
35	AC-992478 B009924078 ZP-20	Bridge Inventory System NBIS (35) (2020)	Islandwide	NEPA	F	-	-	-	-	-	-	-	-	
					TC	-	-	-	-	-	-	-	-	
					S	-	-	-	-	-	-	-	-	
					T	-	-	-	-	-	-	-	-	
				Pre-Engineering	F	-	-	-	-	-	-	-	-	
					TC	-	-	-	-	-	-	-	-	
					S	-	-	-	-	-	-	-	-	
					T	-	-	-	-	-	-	-	-	
				Design	F	-	-	-	1,330,000	-	-	1,330,000	-	-
					TC	-	-	-	332,500	-	-	332,500	-	-
					S	-	-	-	87,500	-	-	87,500	-	-
					T	-	-	-	1,750,000	-	-	1,750,000	-	-
				ROW	F	-	-	-	-	-	-	-	-	-
					TC	-	-	-	-	-	-	-	-	-
					S	-	-	-	-	-	-	-	-	-
					T	-	-	-	-	-	-	-	-	-
Construction	F	-	-	-	-	-	-	-	-	-				
	TC	-	-	-	-	-	-	-	-	-				
	S	-	-	-	-	-	-	-	-	-				
	T	-	-	-	-	-	-	-	-	-				
Total Estimated Project Cost						-	-	-	1,750,000	-	-	1,750,000		
36	AC-992479 B009924079 ZP-20	Bridge Inventory System NBIS (36) (2021)	Islandwide	NEPA	F	-	-	-	-	-	-	-	-	
					TC	-	-	-	-	-	-	-	-	-
					S	-	-	-	-	-	-	-	-	-
					T	-	-	-	-	-	-	-	-	-
				Pre-Engineering	F	-	-	-	-	-	-	-	-	-
					TC	-	-	-	-	-	-	-	-	-
					S	-	-	-	-	-	-	-	-	-
					T	-	-	-	-	-	-	-	-	-
				Design	F	-	-	-	-	1,520,000	-	1,520,000	-	-
					TC	-	-	-	-	380,000	-	380,000	-	-
					S	-	-	-	-	100,000	-	100,000	-	-
					T	-	-	-	-	2,000,000	-	2,000,000	-	-
				ROW	F	-	-	-	-	-	-	-	-	-
					TC	-	-	-	-	-	-	-	-	-
					S	-	-	-	-	-	-	-	-	-
					T	-	-	-	-	-	-	-	-	-
Construction	F	-	-	-	-	-	-	-	-	-				
	TC	-	-	-	-	-	-	-	-	-				
	S	-	-	-	-	-	-	-	-	-				
	T	-	-	-	-	-	-	-	-	-				
Total Estimated Project Cost						-	-	-	2,000,000	-	-	2,000,000		

GOVERNMENT OF PUERTO RICO
PUERTO RICO DEPARTMENT OF TRANSPORTATION AND PUBLIC WORKS
PUERTO RICO HIGHWAY AND TRANSPORTATION AUTHORITY
TRANSPORTATION IMPROVEMENT PROGRAM
FISCAL YEARS 2017-2020**

Legend:
F - Federal Funds
TC - Toll Credits Funds
S - State /Local Funds
T - Total Funds

Núm.	AC-Code / Oracle # / Fed # / Program Code	Description	Town	Phase	STIP Year	Fed. Past Obligations / Locally Funded	STIP Fiscal Year				Future Investment	Total Est. Cost	Remarks
							2017	2018	2019	2020			
37	AC-990133 L009900133 ZP-20	Intelligent Transportation System (ITS) (2017)	Islandwide	NEPA	F	-	-	-	-	-	-	-	
					TC	-	-	-	-	-	-	-	
					S	-	-	-	-	-	-	-	
					T	-	-	-	-	-	-	-	
				Pre-Engineering	F	-	-	-	-	-	-	-	
					TC	-	-	-	-	-	-	-	
					S	-	-	-	-	-	-	-	
					T	-	-	-	-	-	-	-	
				Design	F	-	-	-	-	-	-	-	
					TC	-	-	-	-	-	-	-	
					S	-	-	-	-	-	-	-	
					T	-	-	-	-	-	-	-	
				ROW	F	-	-	-	-	-	-	-	
					TC	-	-	-	-	-	-	-	
					S	-	-	-	-	-	-	-	
					T	-	-	-	-	-	-	-	
Construction	F	-	684,000	-	-	-	-	684,000	Please See Appendix D for Project List				
	TC	-	171,000	-	-	-	-	171,000					
	S	-	45,000	-	-	-	-	45,000					
	T	-	900,000	-	-	-	-	900,000					
Total Estimated Project Cost						-	900,000	-	-	-	-	900,000	
38	AC-990146 L009900146 ZP-20	Intelligent Transportaton System (ITS) (2018)	Islandwide	NEPA	F	-	-	-	-	-	-	-	
					TC	-	-	-	-	-	-	-	
					S	-	-	-	-	-	-	-	
					T	-	-	-	-	-	-	-	
				Pre-Engineering	F	-	-	-	-	-	-	-	
					TC	-	-	-	-	-	-	-	
					S	-	-	-	-	-	-	-	
					T	-	-	-	-	-	-	-	
				Design	F	-	-	1,805,000	-	-	-	1,805,000	
					TC	-	-	451,250	-	-	-	451,250	
					S	-	-	118,750	-	-	-	118,750	
					T	-	-	2,375,000	-	-	-	2,375,000	
				ROW	F	-	-	-	-	-	-	-	
					TC	-	-	-	-	-	-	-	
					S	-	-	-	-	-	-	-	
					T	-	-	-	-	-	-	-	
Construction	F	-	-	-	-	-	-	-	Please See Appendix D for Project List				
	TC	-	-	-	-	-	-	-					
	S	-	-	-	-	-	-	-					
	T	-	-	-	-	-	-	-					
Total Estimated Project Cost						-	-	2,375,000	-	-	-	2,375,000	

GOVERNMENT OF PUERTO RICO
PUERTO RICO DEPARTMENT OF TRANSPORTATION AND PUBLIC WORKS
PUERTO RICO HIGHWAY AND TRANSPORTATION AUTHORITY
TRANSPORTATION IMPROVEMENT PROGRAM
FISCAL YEARS 2017-2020**

Legend:
F - Federal Funds
TC - Toll Credits Funds
S - State /Local Funds
T - Total Funds

Núm.	AC-Code / Oracle # / Fed # / Program Code	Description	Town	Phase	STIP Year	Fed. Past Obligations / Locally Funded	STIP Fiscal Year				Future Investment	Total Est. Cost	Remarks
							2017	2018	2019	2020			
39	AC-990153 L009900153 ZP-20	Intelligent Transportation System (ITS) (2019)	Islandwide	NEPA	F	-	-	-	-	-	-	-	Please See Appendix D for Project List
					TC	-	-	-	-	-	-	-	
					S	-	-	-	-	-	-	-	
					T	-	-	-	-	-	-	-	
				Pre-Engineering	F	-	-	-	-	-	-	-	
					TC	-	-	-	-	-	-	-	
					S	-	-	-	-	-	-	-	
					T	-	-	-	-	-	-	-	
				Design	F	-	-	-	-	-	-	-	
					TC	-	-	-	-	-	-	-	
					S	-	-	-	-	-	-	-	
					T	-	-	-	-	-	-	-	
				ROW	F	-	-	-	-	-	-	-	
					TC	-	-	-	-	-	-	-	
					S	-	-	-	-	-	-	-	
					T	-	-	-	-	-	-	-	
Construction	F	-	-	-	2,584,000	-	-	2,584,000					
	TC	-	-	-	646,000	-	-	646,000					
	S	-	-	-	170,000	-	-	170,000					
	T	-	-	-	3,400,000	-	-	3,400,000					
Total Estimated Project Cost						-	-	-	3,400,000	-	3,400,000		
40	AC-990156 L009900156 ZP-20	Intelligent Transportation System (ITS) (2020)	Islandwide	NEPA	F	-	-	-	-	-	-	-	Please See Appendix D for Project List
					TC	-	-	-	-	-	-	-	
					S	-	-	-	-	-	-	-	
					T	-	-	-	-	-	-	-	
				Pre-Engineering	F	-	-	-	-	-	-	-	
					TC	-	-	-	-	-	-	-	
					S	-	-	-	-	-	-	-	
					T	-	-	-	-	-	-	-	
				Design	F	-	-	-	-	4,360,000	-	4,360,000	
					TC	-	-	-	-	1,090,000	-	1,090,000	
					S	-	-	-	-	286,842	-	286,842	
					T	-	-	-	-	5,736,842	-	5,736,842	
				ROW	F	-	-	-	-	-	-	-	
					TC	-	-	-	-	-	-	-	
					S	-	-	-	-	-	-	-	
					T	-	-	-	-	-	-	-	
Construction	F	-	-	-	-	-	-	-					
	TC	-	-	-	-	-	-	-					
	S	-	-	-	-	-	-	-					
	T	-	-	-	-	-	-	-					
Total Estimated Project Cost						-	-	-	5,736,842	-	5,736,842		

GOVERNMENT OF PUERTO RICO
PUERTO RICO DEPARTMENT OF TRANSPORTATION AND PUBLIC WORKS
PUERTO RICO HIGHWAY AND TRANSPORTATION AUTHORITY
TRANSPORTATION IMPROVEMENT PROGRAM
FISCAL YEARS 2017-2020**

Legend:
F - Federal Funds
TC - Toll Credits Funds
S - State /Local Funds
T - Total Funds

Núm.	AC-Code / Oracle # / Fed # / Program Code	Description	Town	Phase	STIP Year	Fed. Past Obligations / Locally Funded	STIP Fiscal Year				Future Investment	Total Est. Cost	Remarks
							2017	2018	2019	2020			
41	AC-990135 L009900135 ZP-30	Islandwide Roadwide Traffic Signals, Pavement Marking, Signing and Geometric Safety Improvements Projects (2017)	Islandwide	NEPA	F	-	-	-	-	-	-	-	Please See Appendix B for Project List
					TC	-	-	-	-	-	-	-	
					S	-	-	-	-	-	-	-	
					T	-	-	-	-	-	-	-	
				Pre-Engineering	F	-	-	-	-	-	-	-	
					TC	-	-	-	-	-	-	-	
					S	-	-	-	-	-	-	-	
					T	-	-	-	-	-	-	-	
				Design	F	-	760,000	-	-	-	-	760,000	
					TC	-	190,000	-	-	-	-	190,000	
					S	-	50,000	-	-	-	-	50,000	
					T	-	1,000,000	-	-	-	-	1,000,000	
				ROW	F	-	-	-	-	-	-	-	
					TC	-	-	-	-	-	-	-	
					S	-	-	-	-	-	-	-	
					T	-	-	-	-	-	-	-	
				Construction	F	-	15,561,000	-	-	-	-	15,561,000	
TC	-	3,890,250	-		-	-	-	3,890,250					
S	-	1,023,750	-		-	-	-	1,023,750					
T	-	20,475,000	-		-	-	-	20,475,000					
Total Estimated Project Cost						-	21,475,000	-	-	-	-	21,475,000	
42	AC-990145 L009900145 ZP-30	Islandwide Roadwide Traffic Signals, Pavement Marking, Signing and Geometric Safety Improvements Projects (2018)	Islandwide	NEPA	F	-	-	-	-	-	-	-	Please See Appendix B for Project List
					TC	-	-	-	-	-	-	-	
					S	-	-	-	-	-	-	-	
					T	-	-	-	-	-	-	-	
				Pre-Engineering	F	-	-	-	-	-	-	-	
					TC	-	-	-	-	-	-	-	
					S	-	-	-	-	-	-	-	
					T	-	-	-	-	-	-	-	
				Design	F	-	-	760,000	-	-	-	760,000	
					TC	-	-	190,000	-	-	-	190,000	
					S	-	-	50,000	-	-	-	50,000	
					T	-	-	1,000,000	-	-	-	1,000,000	
				ROW	F	-	-	-	-	-	-	-	
					TC	-	-	-	-	-	-	-	
					S	-	-	-	-	-	-	-	
					T	-	-	-	-	-	-	-	
				Construction	F	-	-	13,334,413	-	-	-	13,334,413	
TC	-	-	3,333,603		-	-	-	3,333,603					
S	-	-	877,264		-	-	-	877,264					
T	-	-	17,545,280		-	-	-	17,545,280					
Total Estimated Project Cost						-	-	18,545,280	-	-	-	18,545,280	

GOVERNMENT OF PUERTO RICO
PUERTO RICO DEPARTMENT OF TRANSPORTATION AND PUBLIC WORKS
PUERTO RICO HIGHWAY AND TRANSPORTATION AUTHORITY
TRANSPORTATION IMPROVEMENT PROGRAM
FISCAL YEARS 2017-2020**

Legend:
F - Federal Funds
TC - Toll Credits Funds
S - State /Local Funds
T - Total Funds

Núm.	AC-Code / Oracle # / Fed # / Program Code	Description	Town	Phase	STIP Year	Fed. Past Obligations / Locally Funded	STIP Fiscal Year				Future Investment	Total Est. Cost	Remarks
							2017	2018	2019	2020			
43	AC-800514 L009999514 ZP-30	Islandwide Roadwide Traffic Signals, Pavement Marking, Signing and Geometric Safety Improvements Projects (2019)	Islandwide	NEPA	F	-	-	-	-	-	-	-	Please See Appendix B for Project List
					TC	-	-	-	-	-	-	-	
					S	-	-	-	-	-	-	-	
					T	-	-	-	-	-	-	-	
				Pre-Engineering	F	-	-	-	-	-	-	-	
					TC	-	-	-	-	-	-	-	
					S	-	-	-	-	-	-	-	
					T	-	-	-	-	-	-	-	
				Design	F	-	-	-	760,000	-	-	760,000	
					TC	-	-	-	190,000	-	-	190,000	
					S	-	-	-	50,000	-	-	50,000	
					T	-	-	-	1,000,000	-	-	1,000,000	
				ROW	F	-	-	-	-	-	-	-	
					TC	-	-	-	-	-	-	-	
					S	-	-	-	-	-	-	-	
					T	-	-	-	-	-	-	-	
				Construction	F	-	-	-	17,328,000	-	-	17,328,000	
					TC	-	-	-	4,332,000	-	-	4,332,000	
					S	-	-	-	1,140,000	-	-	1,140,000	
					T	-	-	-	22,800,000	-	-	22,800,000	
Total Estimated Project Cost						-	-	-	23,800,000	-	23,800,000		
44	AC-800521 L009999521 ZP-30	Islandwide Roadwide Traffic Signals, Pavement Marking, Signing and Geometric Safety Improvements Projects (2020)	Islandwide	NEPA	F	-	-	-	-	-	-	-	Please See Appendix B for Project List
					TC	-	-	-	-	-	-	-	
					S	-	-	-	-	-	-	-	
					T	-	-	-	-	-	-	-	
				Pre-Engineering	F	-	-	-	-	-	-	-	
					TC	-	-	-	-	-	-	-	
					S	-	-	-	-	-	-	-	
					T	-	-	-	-	-	-	-	
				Design	F	-	-	-	-	760,000	-	760,000	
					TC	-	-	-	-	190,000	-	190,000	
					S	-	-	-	-	50,000	-	50,000	
					T	-	-	-	-	1,000,000	-	1,000,000	
				ROW	F	-	-	-	-	-	-	-	
					TC	-	-	-	-	-	-	-	
					S	-	-	-	-	-	-	-	
					T	-	-	-	-	-	-	-	
				Construction	F	-	-	-	-	18,473,408	-	18,473,408	
					TC	-	-	-	-	4,618,352	-	4,618,352	
					S	-	-	-	-	1,215,356	-	1,215,356	
					T	-	-	-	-	24,307,116	-	24,307,116	
Total Estimated Project Cost						-	-	-	25,307,116	-	25,307,116		

GOVERNMENT OF PUERTO RICO
PUERTO RICO DEPARTMENT OF TRANSPORTATION AND PUBLIC WORKS
PUERTO RICO HIGHWAY AND TRANSPORTATION AUTHORITY
TRANSPORTATION IMPROVEMENT PROGRAM
FISCAL YEARS 2017-2020**

Legend:
F - Federal Funds
TC - Toll Credits Funds
S - State /Local Funds
T - Total Funds

Núm.	AC-Code / Oracle # / Fed # / Program Code	Description	Town	Phase	STIP Year	Fed. Past Obligations / Locally Funded	STIP Fiscal Year				Future Investment	Total Est. Cost	Remarks
							2017	2018	2019	2020			
45	AC-800492 L009999492 ZP-30	Implementation of Strategic Highway Safety Plan (2017)	Islandwide	NEPA	F	-	-	-	-	-	-	-	Please See Appendix B for Project List
					TC	-	-	-	-	-	-	-	
					S	-	-	-	-	-	-	-	
					T	-	-	-	-	-	-	-	
				Pre-Engineering	F	-	-	-	-	-	-	-	
					TC	-	-	-	-	-	-	-	
					S	-	-	-	-	-	-	-	
					T	-	-	-	-	-	-	-	
				Design	F	-	380,000	-	-	-	-	380,000	
					TC	-	95,000	-	-	-	-	95,000	
					S	-	25,000	-	-	-	-	25,000	
					T	-	500,000	-	-	-	-	500,000	
				ROW	F	-	-	-	-	-	-	-	
					TC	-	-	-	-	-	-	-	
					S	-	-	-	-	-	-	-	
					T	-	-	-	-	-	-	-	
Construction	F	-	3,420,000	-	-	-	-	3,420,000					
	TC	-	855,000	-	-	-	-	855,000					
	S	-	225,000	-	-	-	-	225,000					
	T	-	4,500,000	-	-	-	-	4,500,000					
Total Estimated Project Cost						-	5,000,000	-	-	-	5,000,000		
46	AC-800493 L009999493 ZP-30	Implementation of Strategic Highway Safety Plan (2018)	Islandwide	NEPA	F	-	-	-	-	-	-	-	Please See Appendix B for Project List
					TC	-	-	-	-	-	-	-	
					S	-	-	-	-	-	-	-	
					T	-	-	-	-	-	-	-	
				Pre-Engineering	F	-	-	-	-	-	-	-	
					TC	-	-	-	-	-	-	-	
					S	-	-	-	-	-	-	-	
					T	-	-	-	-	-	-	-	
				Design	F	-	-	380,000	-	-	-	380,000	
					TC	-	-	95,000	-	-	-	95,000	
					S	-	-	25,000	-	-	-	25,000	
					T	-	-	500,000	-	-	-	500,000	
				ROW	F	-	-	-	-	-	-	-	
					TC	-	-	-	-	-	-	-	
					S	-	-	-	-	-	-	-	
					T	-	-	-	-	-	-	-	
Construction	F	-	-	1,900,000	-	-	-	1,900,000					
	TC	-	-	475,000	-	-	-	475,000					
	S	-	-	125,000	-	-	-	125,000					
	T	-	-	2,500,000	-	-	-	2,500,000					
Total Estimated Project Cost						-	-	3,000,000	-	-	-	3,000,000	

GOVERNMENT OF PUERTO RICO
PUERTO RICO DEPARTMENT OF TRANSPORTATION AND PUBLIC WORKS
PUERTO RICO HIGHWAY AND TRANSPORTATION AUTHORITY
TRANSPORTATION IMPROVEMENT PROGRAM
FISCAL YEARS 2017-2020**

Legend:
F - Federal Funds
TC - Toll Credits Funds
S - State /Local Funds
T - Total Funds

Núm.	AC-Code / Oracle # / Fed # / Program Code	Description	Town	Phase	STIP Year	Fed. Past Obligations / Locally Funded	STIP Fiscal Year				Future Investment	Total Est. Cost	Remarks
							2017	2018	2019	2020			
47	AC-800515 L009999515 ZP-30	Implementation of Strategic Highway Safety Plan (2019)	Islandwide	NEPA	F	-	-	-	-	-	-	-	Please See Appendix B for Project List
					TC	-	-	-	-	-	-	-	
					S	-	-	-	-	-	-	-	
					T	-	-	-	-	-	-	-	
				Pre-Engineering	F	-	-	-	-	-	-	-	
					TC	-	-	-	-	-	-	-	
					S	-	-	-	-	-	-	-	
					T	-	-	-	-	-	-	-	
				Design	F	-	-	380,000	-	-	380,000		
					TC	-	-	95,000	-	-	95,000		
					S	-	-	25,000	-	-	25,000		
					T	-	-	500,000	-	-	500,000		
				ROW	F	-	-	-	-	-	-		
					TC	-	-	-	-	-	-		
					S	-	-	-	-	-	-		
					T	-	-	-	-	-	-		
Construction	F	-	-	4,012,800	-	-	4,012,800						
	TC	-	-	1,003,200	-	-	1,003,200						
	S	-	-	264,000	-	-	264,000						
	T	-	-	5,280,000	-	-	5,280,000						
Total Estimated Project Cost						-	-	-	5,780,000	-	5,780,000		
48	AC-800520 L009999520 ZP-30	Implementation of Strategic Highway Safety Plan (2020)	Islandwide	NEPA	F	-	-	-	-	-	-	-	Please See Appendix B for Project List
					TC	-	-	-	-	-	-	-	
					S	-	-	-	-	-	-	-	
					T	-	-	-	-	-	-	-	
				Pre-Engineering	F	-	-	-	-	-	-		
					TC	-	-	-	-	-	-		
					S	-	-	-	-	-	-		
					T	-	-	-	-	-	-		
				Design	F	-	-	-	637,792	-	637,792		
					TC	-	-	-	159,448	-	159,448		
					S	-	-	-	41,960	-	41,960		
					T	-	-	-	839,200	-	839,200		
				ROW	F	-	-	-	-	-	-		
					TC	-	-	-	-	-	-		
					S	-	-	-	-	-	-		
					T	-	-	-	-	-	-		
Construction	F	-	-	-	3,420,000	-	3,420,000						
	TC	-	-	-	855,000	-	855,000						
	S	-	-	-	225,000	-	225,000						
	T	-	-	-	4,500,000	-	4,500,000						
Total Estimated Project Cost						-	-	-	5,339,200	-	5,339,200		

GOVERNMENT OF PUERTO RICO
PUERTO RICO DEPARTMENT OF TRANSPORTATION AND PUBLIC WORKS
PUERTO RICO HIGHWAY AND TRANSPORTATION AUTHORITY
TRANSPORTATION IMPROVEMENT PROGRAM
FISCAL YEARS 2017-2020**

Legend:
F - Federal Funds
TC - Toll Credits Funds
S - State /Local Funds
T - Total Funds

Núm.	AC-Code / Oracle # / Fed # / Program Code	Description	Town	Phase	STIP Year	Fed. Past Obligations / Locally Funded	STIP Fiscal Year				Future Investment	Total Est. Cost	Remarks	
							2017	2018	2019	2020				
49	AC-990151 L009900151 ZP-40, ZP-50	Highway Safety Improvements - Puerto Rico Section 154 and 164 Penalty (HSIP-Eligible Activities) (2017)	Islandwide	NEPA	F	-	-	-	-	-	-	-	Please See Appendix B for Project List	
					TC	-	-	-	-	-	-	-		
					S	-	-	-	-	-	-	-		
					T	-	-	-	-	-	-	-		
				Pre-Engineering	F	-	-	-	-	-	-	-		
					TC	-	-	-	-	-	-	-		
					S	-	-	-	-	-	-	-		
					T	-	-	-	-	-	-	-		
				Design	F	-	-	-	-	-	-	-		
					TC	-	-	-	-	-	-	-		
					S	-	-	-	-	-	-	-		
					T	-	-	-	-	-	-	-		
				ROW	F	-	-	-	-	-	-	-		
					TC	-	-	-	-	-	-	-		
S	-	-	-		-	-	-	-						
T	-	-	-		-	-	-	-						
Construction	F	-	2,888,000	-	-	-	-	2,888,000						
	TC	-	722,000	-	-	-	-	722,000						
	S	-	190,000	-	-	-	-	190,000						
	T	-	3,800,000	-	-	-	-	3,800,000						
Total Estimated Project Cost						-	3,800,000	-	-	-	-	3,800,000		
50	AC-990152 L009900152 ZP-40, ZP-50	Highway Safety Improvements - Puerto Rico Section 154 and 164 Penalty (HSIP-Eligible Activities) (2018)	Islandwide	NEPA	F	-	-	-	-	-	-	-	Please See Appendix B for Project List	
					TC	-	-	-	-	-	-	-		
					S	-	-	-	-	-	-	-		
					T	-	-	-	-	-	-	-		
				Pre-Engineering	F	-	-	-	-	-	-	-		
					TC	-	-	-	-	-	-	-		
					S	-	-	-	-	-	-	-		
					T	-	-	-	-	-	-	-		
				Design	F	-	-	-	-	-	-	-		
					TC	-	-	-	-	-	-	-		
					S	-	-	-	-	-	-	-		
					T	-	-	-	-	-	-	-		
				ROW	F	-	-	-	-	-	-	-		
					TC	-	-	-	-	-	-	-		
S	-	-	-		-	-	-	-						
T	-	-	-		-	-	-	-						
Construction	F	-	-	2,888,000	-	-	-	2,888,000						
	TC	-	-	722,000	-	-	-	722,000						
	S	-	-	190,000	-	-	-	190,000						
	T	-	-	3,800,000	-	-	-	3,800,000						
Total Estimated Project Cost						-	-	3,800,000	-	-	-	-	3,800,000	

GOVERNMENT OF PUERTO RICO
PUERTO RICO DEPARTMENT OF TRANSPORTATION AND PUBLIC WORKS
PUERTO RICO HIGHWAY AND TRANSPORTATION AUTHORITY
TRANSPORTATION IMPROVEMENT PROGRAM
FISCAL YEARS 2017-2020**

Legend:
F - Federal Funds
TC - Toll Credits Funds
S - State /Local Funds
T - Total Funds

Núm.	AC-Code / Oracle # / Fed # / Program Code	Description	Town	Phase	STIP Year	Fed. Past Obligations / Locally Funded	STIP Fiscal Year				Future Investment	Total Est. Cost	Remarks
							2017	2018	2019	2020			
51	AC-990154 L009900154 ZP-40, ZP-50	Highway Safety Improvements - Puerto Rico Section 154 and 164 Penalty (HSIP-Eligible Activities) (2019)	Islandwide	NEPA	F	-	-	-	-	-	-	-	Please See Appendix B for Project List
					TC	-	-	-	-	-	-	-	
					S	-	-	-	-	-	-	-	
					T	-	-	-	-	-	-	-	
				Pre-Engineering	F	-	-	-	-	-	-	-	
					TC	-	-	-	-	-	-	-	
					S	-	-	-	-	-	-	-	
					T	-	-	-	-	-	-	-	
				Design	F	-	-	-	-	-	-	-	
					TC	-	-	-	-	-	-	-	
					S	-	-	-	-	-	-	-	
					T	-	-	-	-	-	-	-	
				ROW	F	-	-	-	-	-	-	-	
					TC	-	-	-	-	-	-	-	
					S	-	-	-	-	-	-	-	
					T	-	-	-	-	-	-	-	
Construction	F	-	-	2,888,000	-	2,888,000	-	-					
	TC	-	-	722,000	-	722,000	-	-					
	S	-	-	190,000	-	190,000	-	-					
	T	-	-	3,800,000	-	3,800,000	-	-					
Total Estimated Project Cost						-	-	3,800,000	-	-	3,800,000		
52	AC-990157 L009900157 ZP-40, ZP-50	Highway Safety Improvements - Puerto Rico Section 154 and 164 Penalty (HSIP-Eligible Activities) (2020)	Islandwide	NEPA	F	-	-	-	-	-	-	-	Please See Appendix B for Project List
					TC	-	-	-	-	-	-	-	
					S	-	-	-	-	-	-	-	
					T	-	-	-	-	-	-	-	
				Pre-Engineering	F	-	-	-	-	-	-	-	
					TC	-	-	-	-	-	-	-	
					S	-	-	-	-	-	-	-	
					T	-	-	-	-	-	-	-	
				Design	F	-	-	-	-	-	-	-	
					TC	-	-	-	-	-	-	-	
					S	-	-	-	-	-	-	-	
					T	-	-	-	-	-	-	-	
				ROW	F	-	-	-	-	-	-	-	
					TC	-	-	-	-	-	-	-	
					S	-	-	-	-	-	-	-	
					T	-	-	-	-	-	-	-	
Construction	F	-	-	-	2,888,000	-	2,888,000	-					
	TC	-	-	-	722,000	-	722,000	-					
	S	-	-	-	190,000	-	190,000	-					
	T	-	-	-	3,800,000	-	3,800,000	-					
Total Estimated Project Cost						-	-	3,800,000	-	-	3,800,000		

GOVERNMENT OF PUERTO RICO
PUERTO RICO DEPARTMENT OF TRANSPORTATION AND PUBLIC WORKS
PUERTO RICO HIGHWAY AND TRANSPORTATION AUTHORITY
TRANSPORTATION IMPROVEMENT PROGRAM
FISCAL YEARS 2017-2020**

Legend:
F - Federal Funds
TC - Toll Credits Funds
S - State /Local Funds
T - Total Funds

Núm.	AC-Code / Oracle # / Fed # / Program Code	Description	Town	Phase	STIP Year	Fed. Past Obligations / Locally Funded	STIP Fiscal Year				Future Investment	Total Est. Cost	Remarks	
							2017	2018	2019	2020				
53	AC-800480 L009999480 ZP-10, ZP-20	Technical Studies NEPA San Lorenzo Bypass from PR-181 Int. PR-183 to PR- 181 Int. PR-9912 (AC-918101)	Islandwide	NEPA	2017	F	-	285,000	-	-	-	-	285,000	
					TC	-	71,250	-	-	-	-	71,250		
					S	-	18,750	-	-	-	-	18,750		
					T		375,000					375,000		
				Pre-Engineering	F	-	-	-	-	-	-	-	-	
					TC	-	-	-	-	-	-	-	-	
					S	-	-	-	-	-	-	-	-	
					T							-		
				Design	F	-	-	-	-	-	-	-	-	
					TC	-	-	-	-	-	-	-	-	
					S	-	-	-	-	-	-	-	-	
					T							-		
				ROW	F	-	-	-	-	-	-	-	-	
					TC	-	-	-	-	-	-	-	-	
					S	-	-	-	-	-	-	-	-	
					T							-		
				Construction	F	-	-	-	-	-	-	-	-	
					TC	-	-	-	-	-	-	-	-	
					S	-	-	-	-	-	-	-	-	
					T		-					-		
Total Estimated Project Cost						-	375,000	-	-	-	-	375,000		
Islandwide Total						22,494,601	84,995,105	72,663,486	88,737,992	90,822,198	-	359,713,382		

GOVERNMENT OF PUERTO RICO
PUERTO RICO DEPARTMENT OF TRANSPORTATION AND PUBLIC WORKS
PUERTO RICO HIGHWAY AND TRANSPORTATION AUTHORITY
TRANSPORTATION IMPROVEMENT PROGRAM
FISCAL YEARS 2017-2020**

Legend:
F - Federal Funds
TC - Toll Credits Funds
S - State /Local Funds
T - Total Funds

Núm.	AC-Code / Oracle # / Fed # / Program Code	Description	Town	Phase	STIP Year	Fed. Past Obligations / Locally Funded	STIP Fiscal Year				Future Investment	Total Est. Cost	Remarks			
							2017	2018	2019	2020						
54	AC-TBD	Toll Credits to be used for Change Orders and Extra Work Orders - Availability of funds provided by the Deobligation of Projects	Islandwide	NEPA	F	-	-	-	-	-	-	-				
					TC	-	500,000	-	-	-	-	500,000				
					S	-	-	-	-	-	-	-				
					T	-	500,000	-	-	-	-	500,000				
				Pre-Engineering	F	-	-	-	-	-	-	-	-	-	-	
					TC	-	500,000	-	-	-	-	500,000				
					S	-	-	-	-	-	-	-				
					T	-	500,000	-	-	-	-	500,000				
				Design	F	-	-	-	-	-	-	-	-	-	-	
					TC	-	500,000	-	-	-	-	500,000				
					S	-	-	-	-	-	-	-				
					T	-	500,000	-	-	-	-	500,000				
				ROW	F	-	-	-	-	-	-	-	-	-	-	
					TC	-	500,000	-	-	-	-	500,000				
					S	-	-	-	-	-	-	-				
					T	-	500,000	-	-	-	-	500,000				
				Construction	F	-	-	-	-	-	-	-	-	-	-	
					TC	-	6,000,000	-	-	-	-	6,000,000				
					S	-	-	-	-	-	-	-				
					T	-	6,000,000	-	-	-	-	6,000,000				
Total Estimated Project Cost						-	8,000,000	-	-	-	-	8,000,000				

GOVERNMENT OF PUERTO RICO
PUERTO RICO DEPARTMENT OF TRANSPORTATION AND PUBLIC WORKS
PUERTO RICO HIGHWAY AND TRANSPORTATION AUTHORITY
TRANSPORTATION IMPROVEMENT PROGRAM
FISCAL YEARS 2017-2020**
ISLANDWIDE EMERGENCY RELIEF PROJECTS - STORM OTTO

Legend:
F - Federal Funds
TC - Toll Credits Funds
S - State /Local Funds
T - Total Funds

AC-Code / Oracle		Description	Town	Phase	TIP Year	Fed. Past Obligations / Locally Funded	TIP Fiscal Year				Future Investment	Total Est. Cost	Remarks
Núm.	# / Fed # / Program Code						2017	2018	2019	2020			
ISLANDWIDE EMERGENCY RELIEF PROJECTS - STORM OTTO													
1	AC-065606 R00065606 ER-656(2) ER-80	Reconstruction of PR-656 km. 2.3	Arecibo	NEPA		F	-	-	-	-	-	-	-
						TC	-	-	-	-	-	-	
						S	-	-	-	-	-	-	
						T	-	-	-	-	-	-	
				Pre-Engineering		F	-	-	-	-	-	-	-
						TC	-	-	-	-	-	-	
						S	-	-	-	-	-	-	
						T	-	-	-	-	-	-	
				Design		F	-	-	-	-	-	-	
						TC	-	-	-	-	-	-	
						S	-	-	-	-	-	-	
						T	-	-	-	-	-	-	
				ROW		F	381,391	-	-	-	-	381,391	
						TC	-	-	-	-	-	-	
						S	93,863	-	-	-	-	93,863	
						T	475,254	-	-	-	-	475,254	
				Construction		F	2,178,830	915,805	-	-	-	3,094,635	
					2014 2017	TC	-	-	-	-	-	-	
						S	536,243	990,822	-	-	-	1,527,065	
						T	2,715,073	1,751,775	-	-	-	4,466,848	
Total Estimated Project Cost						3,190,327	1,751,775	-	-	-	-	4,942,102	

GOVERNMENT OF PUERTO RICO
PUERTO RICO DEPARTMENT OF TRANSPORTATION AND PUBLIC WORKS
PUERTO RICO HIGHWAY AND TRANSPORTATION AUTHORITY
TRANSPORTATION IMPROVEMENT PROGRAM
FISCAL YEARS 2017-2020**
ISLANDWIDE EMERGENCY RELIEF PROJECT - HEAVY RAINS OF MARCH 2012

Legend:
F - Federal Funds
TC - Toll Credits Funds
S - State /Local Funds
T - Total Funds

Núm.	AC-Code / Oracle # / Fed # / Program Code	Description	Town	Phase	TIP Year	Fed. Past Obligations / Locally Funded	TIP Fiscal Year				Future Investment	Total Est. Cost	Remarks
							2017	2018	2019	2020			
ISLANDWIDE EMERGENCY RELIEF PROJECT - HEAVY RAINS OF MARCH 2012													
2	AC-100081 R000010181 ER-10(72) ER-90	Reconstruction of PR-10, kms. 59.4, 60.4, 60.9, 61.1	Utuado	NEPA		F	-	-	-	-	-	-	The \$3,189,871.20 available in the ER-90 fund will be used. Additional funds of \$7,458,859 is programmed in the STIP for FY 2018.
						TC	-	-	-	-	-	-	
						S	-	-	-	-	-	-	
						T						-	
				Pre-Engineering		F	-	-	-	-	-	-	
						TC	-	-	-	-	-	-	
						S	-	-	-	-	-	-	
						T						-	
				Design	2014	F	516,730	-	-	-	-	516,730	
						TC	-	-	-	-	-	-	
						S	164,080	-	-	-	-	164,080	
						T	680,810					680,810	
				ROW	2017	F	-	160,000	-	-	-	160,000	
						TC	-	-	-	-	-	-	
						S	-	40,000	-	-	-	40,000	
						T		200,000				200,000	
				Construction	2018	F	-	-	8,518,984	-	-	8,518,984	
						TC	-	-	-	-	-	-	
S	-	2,129,746	-			-	-	2,129,746					
T	-	10,648,730						10,648,730					
Total Estimated Project Cost						680,810	200,000	10,648,730	-	-	-	11,529,540	
3	AC-111131 R000111131 ER-111(29) ER-90	Reconstruction of PR-111, Kms. 4.0, 4.2	Utuado	NEPA		F	-	-	-	-	-	-	
						TC	-	-	-	-	-	-	
						S	-	-	-	-	-	-	
						T						-	
				Pre-Engineering		F	163,666	-	-	-	-	163,666	
						TC	40,917	-	-	-	-	40,917	
						S	-	-	-	-	-	-	
						T	204,583					204,583	
				Design		F	-	-	-	-	-	-	
						TC	-	-	-	-	-	-	
						S	-	-	-	-	-	-	
						T						-	
				ROW		F	646	-	-	-	-	646	
						TC	162	-	-	-	-	162	
						S	-	-	-	-	-	-	
						T	808					808	
				Construction	2017	F	-	1,834,507	-	-	-	1,834,507	
						TC	-	-	-	-	-	-	
S	-	451,483	-			-	-	451,483					
T		2,285,990						2,285,990					
Total Estimated Project Cost						205,391	2,285,990	-	-	-	-	2,491,381	

GOVERNMENT OF PUERTO RICO
PUERTO RICO DEPARTMENT OF TRANSPORTATION AND PUBLIC WORKS
PUERTO RICO HIGHWAY AND TRANSPORTATION AUTHORITY
TRANSPORTATION IMPROVEMENT PROGRAM
FISCAL YEARS 2017-2020**
ISLANDWIDE EMERGENCY RELIEF PROJECT - HEAVY RAINS OF MARCH 2012

Legend:
F - Federal Funds
TC - Toll Credits Funds
S - State /Local Funds
T - Total Funds

Núm.	AC-Code / Oracle # / Fed # / Program Code	Description	Town	Phase	TIP Year	Fed. Past Obligations / Locally Funded	TIP Fiscal Year				Future Investment	Total Est. Cost	Remarks				
							2017	2018	2019	2020							
4	AC-111133 R000111133 ER-90	Reconstruction PR-111 kms. 10.8, 5.7, 12.5	Utuado	NEPA	F	-	-	-	-	-	-	-	-				
					TC	-	-	-	-	-	-	-					
					S	-	-	-	-	-	-	-					
					T							-					
				Pre-Engineering	F	-	-	-	-	-	-	-	-	-	-	-	
					TC	-	-	-	-	-	-	-	-	-	-	-	
					S	-	-	-	-	-	-	-	-	-	-	-	
					T								-				
				Design	F	-	-	-	-	-	-	-	-	-	-	-	
					TC	-	-	-	-	-	-	-	-	-	-	-	
					S	-	-	-	-	-	-	-	-	-	-	-	
					T									-			
				ROW	F	-	20,000	-	-	-	-	-	-	-	20,000	-	
					TC	-	-	-	-	-	-	-	-	-	-	-	
					S	-	5,000	-	-	-	-	-	-	-	5,000	-	
					T		25,000								25,000	-	
				Construction	F	-	-	579,405	-	-	-	-	-	-	579,405	-	
					TC	-	-	-	-	-	-	-	-	-	-	-	
					S	-	-	142,595	-	-	-	-	-	-	142,595	-	
					T			722,000							722,000	-	
Total Estimated Project Cost						-	25,000	722,000	-	-	-	747,000					

GOVERNMENT OF PUERTO RICO
PUERTO RICO DEPARTMENT OF TRANSPORTATION AND PUBLIC WORKS
PUERTO RICO HIGHWAY AND TRANSPORTATION AUTHORITY
TRANSPORTATION IMPROVEMENT PROGRAM
FISCAL YEARS 2017-2020**
EARMARK SECTION 1934

Legend:
F - Federal Funds
TC - Toll Credits Funds
S - State /Local Funds
T - Total Funds

Núm.	AC-Code / Oracle # / Fed # / Program Code	Description	Town	Phase	TIP Year	Fed. Past Obligations / Locally Funded	TIP Fiscal Year				Future Investment	Total Est. Cost	Remarks			
							2017	2018	2019	2020						
EARMARK SECTION 1934																
5	AC-111123 S000111123 EARMARK 9999(133)	Widening of PR-111 from Intersection PR-444 to PR-423	Moca	NEPA		F	-	-	-	-	-	-				
					TC	-	-	-	-	-	-					
					S	-	-	-	-	-	-					
						T										
				Pre-Engineering		F	-	-	-	-	-	-	-	-		To be completed with state funds
					TC	-	-	-	-	-	-	-	-			
					S	429,664	-	-	-	-	-	429,664				
					T	429,664						429,664				
				Design		F	-	-	-	-	-	-	-	-		
					TC	-	-	-	-	-	-	-	-	-		
					S	-	-	-	-	-	-	-	-	-		
						T										
				ROW	2019		F	-	-	-	1,521,126	-	-	-	1,521,126	
						TC	-	-	-	380,281	-	-	-	380,281		
						S	-	-	-	-	-	-	-			
						T				1,901,407				1,901,407		
				Construction	2020		F	-	-	-	-	4,570,676	-	-	4,570,676	
						TC	-	-	-	-	1,142,669	-	-	1,142,669		
						S	-	-	-	-	300,702	-	-	300,702		
						T					6,014,048			6,014,048		
				Total Estimated Project Cost						429,664	-	-	1,901,407	6,014,048	-	8,345,119
6	AC-992201 Y009922001 EARMARK 9999(129)	Construction of Four lanes Connector PR-9922, From PR-9939 to PR-183	Las Piedras	NEPA		F	-	-	-	-	-	-				
					TC	-	-	-	-	-	-	-				
					S	-	-	-	-	-	-	-				
						T										
				Pre-Engineering		F	-	-	-	-	-	-	-	-		
					TC	-	-	-	-	-	-	-	-	-		
					S	-	-	-	-	-	-	-	-			
						T										
				Design		F	-	-	-	-	-	-	-	-		Design will be completed in-house
					TC	-	-	-	-	-	-	-	-	-		
					S	-	-	-	-	-	-	-	-	-		
						T										
				ROW		F	-	-	-	-	-	-	-	-	-	
					TC	-	-	-	-	-	-	-	-	-	-	
					S	-	-	-	-	-	-	-	-	-	-	
						T										
				Construction	2018		F	-	-	1,856,838	-	-	-	-	1,856,838	
						TC	-	-	464,210	-	-	-	-	464,210		
						S	-	-	122,160	-	-	-	-	122,160		
						T				2,443,208				2,443,208		
				Total Estimated Project Cost						-	-	2,443,208	-	-	-	2,443,208

GOVERNMENT OF PUERTO RICO
PUERTO RICO DEPARTMENT OF TRANSPORTATION AND PUBLIC WORKS
PUERTO RICO HIGHWAY AND TRANSPORTATION AUTHORITY
TRANSPORTATION IMPROVEMENT PROGRAM
FISCAL YEARS 2017-2020**
EARMARK SECTION 1934

Legend:
F - Federal Funds
TC - Toll Credits Funds
S - State /Local Funds
T - Total Funds

Núm.	AC-Code / Oracle # / Fed # / Program Code	Description	Town	Phase	TIP Year	Fed. Past Obligations / Locally Funded	TIP Fiscal Year				Future Investment	Total Est. Cost	Remarks	
							2017	2018	2019	2020				
7	AC-083503 Y000835003 EARMARK 835(1)	Construction of Bypass and Widening PR-835	Guaynabo	NEPA		F	-	-	-	-	-	-	To be completed by the municipality	
						TC	-	-	-	-	-	-		
						S	-	-	-	-	-	-		
						T	-	-	-	-	-	-		
				Pre-Engineering		F	-	-	-	-	-	-		
						TC	-	-	-	-	-	-		
						S	-	-	-	-	-	-		
						T	-	-	-	-	-	-		
				Design		F	-	-	-	-	-	-		
						TC	-	-	-	-	-	-		
						S	-	-	-	-	-	-		
						T	-	-	-	-	-	-		
				ROW		F	-	-	-	-	-	-		
						TC	-	-	-	-	-	-		
						S	-	-	-	-	-	-		
						T	-	-	-	-	-	-		
				Construction	2019	F	-	-	-	5,713,346	-	-	5,713,346	
						TC	-	-	-	1,428,336	-	-	1,428,336	
						S	-	-	-	375,878	-	-	375,878	
						T	-	-	-	7,517,560	-	-	7,517,560	
Total Estimated Project Cost						-	-	-	7,517,560	-	7,517,560			
8	AC-093001 R000930001 QNH30(18) Q920	Reconstrucion of the PR-9030 Eastabout Ramp	Gurabo	NEPA		F	-	-	-	-	-	-	In-house	
						TC	-	-	-	-	-	-		
						S	-	-	-	-	-	-		
						T	-	-	-	-	-	-		
				Pre-Engineering		F	-	-	-	-	-	-	-	
						TC	-	-	-	-	-	-		
						S	-	-	-	-	-	-		
						T	-	-	-	-	-	-		
				Design	2016	F	-	-	-	-	-	-	-	To be completed with state funds
						TC	-	-	-	-	-	-		
						S	44,480	-	-	-	-	44,480		
						T	44,480	-	-	-	-	44,480		
				ROW		F	-	-	-	-	-	-	-	Project previously authroirzed in 2013-2014 Unobligated Earmark balance of \$2,525,352 of DEMO Project PR003 (Q920 Code) will be reassigned to this project.
						TC	-	-	-	-	-	-		
						S	-	-	-	-	-	-		
						T	-	-	-	-	-	-		
				Construction	2014 2017	F	3,275,196	945,805	-	-	-	-	4,221,000	
						TC	818,799	236,451	-	-	-	-	1,055,250	
						S	215,473	62,224	-	-	-	-	277,697	
						T	4,309,468	1,244,480	-	-	-	-	5,553,948	
Total Estimated Project Cost						4,353,948	1,244,480	-	-	-	5,598,428			

GOVERNMENT OF PUERTO RICO
PUERTO RICO DEPARTMENT OF TRANSPORTATION AND PUBLIC WORKS
PUERTO RICO HIGHWAY AND TRANSPORTATION AUTHORITY
TRANSPORTATION IMPROVEMENT PROGRAM
FISCAL YEARS 2017-2020**
FEDERAL LANDS AGREEMENT

Legend:
F - Federal Funds
TC - Toll Credits Funds
S - State /Local Funds
T - Total Funds

Núm.	AC-Code / Oracle # / Fed # / Program Code	Description	Town	Phase	TIP Year	Fed. Past Obligations / Locally Funded	TIP Fiscal Year				Future Investment	Total Est. Cost	Remarks		
							2017	2018	2019	2020					
FEDERAL LANDS AGREEMENT															
9	AC-Pend ERFO	ERFO to repair four sites with the El Yunque	Rio Grande	NEPA		F	-	-	-	-	-	-	-		
						TC	-	-	-	-	-	-	-		
						S	-	-	-	-	-	-	-		
						T							-		
				Pre-Engineering		F	-	-	-	-	-	-	-	-	-
						TC	-	-	-	-	-	-	-		
						S	-	-	-	-	-	-	-		
						T							-		
				Design		F	-	-	-	-	-	-	-	-	-
						TC	-	-	-	-	-	-	-		
						S	-	-	-	-	-	-	-		
						T							-		
				ROW		F	-	-	-	-	-	-	-	-	-
						TC	-	-	-	-	-	-	-		
						S	-	-	-	-	-	-	-		
						T							-		
Construction	2019	F	-	-	-	3,800,000	-	-	3,800,000						
		TC	-	-	-	950,000	-	-	950,000						
		S	-	-	-	250,000	-	-	250,000						
		T				5,000,000			5,000,000						
Total Estimated Project Cost							-	-	5,000,000	-	-	5,000,000			
10	AC-Pend	Vieques National Wildlife Refuge - Rehabilitate Route 100, Caracas (Red) beach parking area.	Vieques	NEPA		F	-	-	-	-	-	-	-		
						TC	-	-	-	-	-	-	-		
						S	-	-	-	-	-	-	-		
						T							-		
				Pre-Engineering	2017	F	-	380,000	-	-	-	380,000			
						TC	-	95,000	-	-	-	95,000			
						S	-	25,000	-	-	-	25,000			
						T		500,000				500,000			
				Design		F	-	-	-	-	-	-	-		
						TC	-	-	-	-	-	-	-		
						S	-	-	-	-	-	-	-		
						T							-		
				ROW		F	-	-	-	-	-	-	-		
						TC	-	-	-	-	-	-	-		
						S	-	-	-	-	-	-	-		
						T							-		
Construction		F	-	-	-	-	-	-	-						
		TC	-	-	-	-	-	-	-						
		S	-	-	-	-	-	-	-						
		T							-						
Total Estimated Project Cost							-	500,000	-	-	-	500,000			


GOVERNMENT OF PUERTO RICO
PUERTO RICO DEPARTMENT OF TRANSPORTATION AND PUBLIC WORKS
PUERTO RICO HIGHWAY AND TRANSPORTATION AUTHORITY
TRANSPORTATION IMPROVEMENT PROGRAM
FISCAL YEARS 2017-2020**
FEDERAL LANDS AGREEMENT


Legend:
F - Federal Funds
TC - Toll Credits Funds
S - State /Local Funds
T - Total Funds

Núm.	AC-Code / Oracle # / Fed # / Program Code	Description	Town	Phase	TIP Year	Fed. Past Obligations / Locally Funded	TIP Fiscal Year				Future Investment	Total Est. Cost	Remarks	
							2017	2018	2019	2020				
11	AC-Pend	Vieques National Wildlife Refuge - Repair Green Beach Parking Area (Route 902)	Vieques	NEPA	2017	F	-	-	-	-	-	-	-	
						TC	-	-	-	-	-	-		
						S	-	-	-	-	-	-		
						T	-	-	-	-	-	-		
				Pre-Engineering		F	25,126	-	-	-	-	25,126		
						TC	6,281	-	-	-	-	6,281		
						S	1,653	-	-	-	-	1,653		
						T	33,060	-	-	-	-	33,060		
				Design		F	-	-	-	-	-	-		
						TC	-	-	-	-	-	-		
						S	-	-	-	-	-	-		
						T	-	-	-	-	-	-		
				ROW		F	-	-	-	-	-	-		
						TC	-	-	-	-	-	-		
						S	-	-	-	-	-	-		
						T	-	-	-	-	-	-		
				Construction		F	-	-	-	-	-	-		
						TC	-	-	-	-	-	-		
						S	-	-	-	-	-	-		
						T	-	-	-	-	-	-		
Total Estimated Project Cost						-	33,060	-	-	-	33,060			

PUERTO RICO HIGHWAY AND TRANSPORTATION AUTHORITY
INVESTMENT PROGRAM (IN THOUSANDS)

RESOURCES		2015-2016	2016-2017	2017-2018	2018-2019	2019-2020
1	GASOLINE TAX REVENUE	\$ 158,000	-	\$ 146,000	\$ 145,000	\$ 146,000
2	DIESEL OIL TAXES	9,000	-	12,000	12,000	12,000
3	MOTOR VEHICLE LICENSE FEES	92,600	60,000	93,000	93,000	93,000
4	TOLL REVENUES	128,400	128,000	137,000	138,000	140,000
5	PETROLEUM TAX REVENUE	177,220	140,000	135,000	126,000	126,000
6	CIGARETTE TAXES	20,000	20,000	20,000	20,000	20,000
7	INVESTMENT INCOME	10,000	-	-	-	-
8	TOTAL REVENUES FROM TAXES AND INTEREST	595,220	348,000	543,000	534,000	537,000
9	FEDERAL AID - FHWA & EARMARKED PROJECTS	130,000	130,000	135,000	140,000	145,000
10	FEDERAL AID-FTA FOR TREN URBANO MAINTENANCE	15,000	20,000	20,000	20,000	20,000
11	TOTAL FEDERAL FUNDS	145,000	150,000	155,000	160,000	165,000
12	LOCAL APPROPRIATIONS	10,000	-	-	-	-
13	TOTAL FEDERAL AND LOCAL FUNDS	155,000	150,000	155,000	160,000	165,000
14	TRANSIT REVENUES	12,000	10,000	10,200	10,404	10,612
15	ELECTRONIC TOLL FINES	10,000	10,000	10,200	10,404	10,612
16	OTHER INCOME	25,800	5,300	5,406	5,514	5,624
17	TOTAL OTHER INCOME	47,800	25,300	25,806	26,322	26,849
18	TOTAL REVENUES	\$ 798,020	\$ 523,300	\$ 723,806	\$ 720,322	\$ 728,849
PROGRAM EXPENDITURES		2015-2016	2016-2017	2017-2018	2018-2019	2019-2020
19	RIGHT OF WAY	\$ 10,000	\$ 10,000	\$ 10,000	\$ 10,000	\$ 10,000
20	DESIGN	10,000	10,000	10,000	10,000	10,000
21	CONSTRUCTION LOCAL	14,200	15,000	15,000	15,000	15,000
23	CONSTRUCTION FEDERAL (FHWA)	130,000	130,000	135,000	140,000	145,000
24	SUB TOTAL	164,200	165,000	170,000	175,000	180,000
25	SALARIES AND FRINGE BENEFITS	47,848	47,475	48,425	49,393	50,381
27	OTHER OPERATIONAL EXPENSES	5,800	3,525	3,596	3,667	3,741
28	OPERATIONAL CONSTRUCTION PROGRAM	53,648	51,000	52,020	53,060	54,122
29	LITIGATION RESERVE	8,800	8,000	8,160	5,863	3,520
30	RIGHT OF WAY PAYMENTS	27,000	21,000	16,960	15,299	13,605
31	TOTAL CONSTRUCTION PROGRAM	253,648	245,000	247,140	249,223	251,247
32	SALARIES AND FRINGE BENEFITS	46,902	44,056	44,937	45,836	46,753
33	OTHER OPERATIONAL EXPENSES	16,325	12,566	12,817	13,074	13,335
34	TREN URBANO AND FEEDER BUSES	81,754	78,974	80,553	82,165	83,808
35	AUTOPISTAS	35,525	32,704	33,358	34,025	34,706
36	TOTAL OPERATIONAL COSTS	180,506	168,300	171,666	175,099	178,601
37	TOTAL CONSTRUCTION AND OPERATIONAL COSTS	\$ 434,154	\$ 413,300	\$ 418,806	\$ 424,322	\$ 429,849
DEBT SERVICE		2015-2016	2016-2017	2017-2018	2018-2019	2019-2020
38	EXISTING DEBT SERVICE (Principal)	\$ 102,926	-	-	-	-
39	EXISTING DEBT SERVICE (Interest)	244,263	-	195,000	186,000	189,000
41	TOTAL BOND DEBT SERVICE	347,189	-	195,000	186,000	189,000
42	INTEREST ON GDB LINES OF CREDIT	-	110,000	110,000	110,000	110,000
43	TOTAL DEBT SERVICE	347,189	110,000	305,000	296,000	299,000
44	TOTAL FINANCING EXPENDITURES	347,189	110,000	305,000	296,000	299,000
45	TOTAL EXPENDITURES	\$ 781,343	\$ 523,300	\$ 723,806	\$ 720,322	\$ 728,849
46	FINANCING	16,677	-	-	-	-
47	TOTAL RESOURCES	\$ 798,020	\$ 523,300	\$ 723,806	\$ 720,322	\$ 728,849


Recomendado por Carmen Villar Prados
Director Ejecutivo


Preparado por Cesar Gandia
Director Ejecutivo Auxiliar de Administracion y Finanzas

6/3/16

Las cifras presentadas son estimados basadas en la experiencia y en los datos que tenemos a la mano al preparar este documento.

Esta tabla de Inversion es valida para los años aqui presentados siempre que los ingresos legislados que son estimados se materializen.
Si por alguna razon la Autoridad no recibe alguno o la totalidad de los ingresos legislados esta tabla tendria que ser ajustada a esa nueva realidad.

Appendix A

STIP 2017-2020 - Bridge Lump Sum Projects*																					
Bridge Projects - RFP for Design						2017					2018					2019			2020		
						ZP-10		ZP-20			ZP-10		ZP-20			ZP-10	ZP-20		ZP-10	ZP-20	
Line Number	Bridge ID²	Road	Km	Municipality	Intersected	Bridge Rehabilitation and Replacement	Bridge Critical Findings	Bridge Rehabilitation and Replacement	Bridge Preservation	Bridge Critical Findings	Bridge Rehabilitation and Replacement	Bridge Critical Findings	Bridge Rehabilitation and Replacement	Bridge Preservation	Bridge Critical Findings	Bridge Rehabilitation and Replacement	Bridge Rehabilitation and Replacement	Bridge Critical Findings	Bridge Rehabilitation and Replacement	Bridge Critical Findings	Bridge Rehabilitation and Replacement
1	505	PR 603	0.07	UTUADO	GRANDE DE ARECIBO RIVER								\$ 239,100								
2	1130	PR 145	1.00	CIALES	GRANDE DE MANATI RIVER								\$ 584,500								
3	1016	PR 18	3.30	SAN JUAN	PR 23 (ROOSEVELT AV.)												\$ 1,500,000				
5	116	PR 3	53.00	CEIBA	CEIBA CREEK						\$ 26,000										
7	950	PR 149	59.30	VILLALBA	JAGUEYES CREEK								\$ 37,900								
9	2508	PR 913	1.10	SAN LORENZO	HONDA CREEK							\$ 12,600									
10	2012	PR 18	4.70	SAN JUAN	CHARDON STREET												\$ 1,500,000				
11	158	PR 123	59.30	UTUADO	DEPRESSION						\$ 15,000										
12	261	PR 128	32.60	MARICAO	PRIETO RIVER							\$ 51,400									
14	1683	OFF PR 603 @1.0	0.01	UTUADO	GUAONICA RIVER						\$ 15,000										
20	176	PR 14	57.25	AIBONITO	HONDA CREEK						\$ 23,800										
21	1492	OFF PR 110	0.30	MOCA	CREEK						\$ 12,600										
22	1531	PR 141	10.00	JAYUYA	CREEK							\$ 10,000									
23	574	PR 971	17.30	NAGUABO	SANTIAGO RIVER						\$ 25,000										
24	1381	PR 103	3.60	CABO ROJO	CHANNEL						\$ 13,100										
31	2681	PR 555	9.30	COAMO	COAMO RIVER						\$ 53,000										

Notes: \$ - \$ - \$ - \$ - \$ - \$ 183,500 \$ 74,000 \$ 861,500 \$ - \$ - \$ - \$ 3,000,000 \$ - \$ - \$ - \$ -

Bridge Projects - ROW						2017					2018					2019			2020		
						ZP-10		ZP-20			ZP-10		ZP-20			ZP-10	ZP-20		ZP-10	ZP-20	
Line Number	Bridge ID²	Road	Km	Municipality	Intersected	Bridge Rehabilitation and Replacement	Bridge Critical Findings	Bridge Rehabilitation and Replacement	Bridge Preservation	Bridge Critical Findings	Bridge Rehabilitation and Replacement	Bridge Critical Findings	Bridge Rehabilitation and Replacement	Bridge Preservation	Bridge Critical Findings	Bridge Rehabilitation and Replacement	Bridge Rehabilitation and Replacement	Bridge Critical Findings	Bridge Rehabilitation and Replacement	Bridge Critical Findings	Bridge Rehabilitation and Replacement
16	547	PR 824	2.80	TOA ALTA	CRUZ CREEK					\$ 200,000											
53	780	PR 143	36.00	OROCOVIS	MATRULLAS RIVER					\$ 10,000											
65	2161	PR 114	2.20	MAYAGÜEZ	WATERWAY	\$ 80,000															
68	2314	OFF PR 902	0.10	SAN LORENZO	CAYAGUAS RIVER		\$ 200,000														

Notes: \$ 80,000 \$ 200,000 \$ - \$ - \$ 210,000 \$ - \$ - \$ - \$ - \$ - \$ - \$ - \$ - \$ - \$ - \$ - \$ - \$ - \$ -

* All projects are subject to change.

Appendix A

STIP 2017-2020 - Bridge Lump Sum Projects*

Bridge Projects - Construction						2017					2018					2019			2020		
						ZP-10		ZP-20			ZP-10		ZP-20			ZP-10	ZP-20		ZP-10	ZP-20	
Line Number	Bridge ID ²	Road	Km	Municipality	Intersected	Bridge Rehabilitation and Replacement	Bridge Critical Findings	Bridge Rehabilitation and Replacement	Bridge Preservation	Bridge Critical Findings	Bridge Rehabilitation and Replacement	Bridge Critical Findings	Bridge Rehabilitation and Replacement	Bridge Preservation	Bridge Critical Findings	Bridge Rehabilitation and Replacement	Bridge Rehabilitation and Replacement	Bridge Critical Findings	Bridge Rehabilitation and Replacement	Bridge Critical Findings	Bridge Rehabilitation and Replacement
6	194	PR 31	8.80	NAGUABO	BLANCO RIVER																
16	547	PR 824	2.80	TOA ALTA	CRUZ CREEK					\$ 269,000											
17	1058	PR 9912	0.10	SAN LORENZO	GRANDE DE LOIZA RIVER						\$ 1,698,000										
29	3000	PR 5	18.75	NARANJITO	LA PLATA RIVER			\$ 12,909,000													
53	780	PR 143	36.00	OROCOVIS	MATRULLAS RIVER					\$ 98,000											
56	2032	PR 2	197.80	YAUCO	PR 128				\$ 1,000,000												
65	2161	PR 114	2.20	MAYAGÜEZ	WATERWAY	\$ 200,000															
68	2314	OFF PR 902	0.10	SAN LORENZO	CAYAGUAS RIVER		\$ 195,000														
19	1131	PR 29 EASTBOUND	1.40	BAYAMON	HONDO RIVER										\$ 2,783,000						
32	1343	LOCAL ROAD	0.20	SAN LORENZO	EMAJAGUA RIVER						\$ 196,000										
34	944	PR 2 EASTBOUND	208.70	GUAYANILLA	WATERWAY										\$ 248,000						
42	2039	PR 52 SOUTHBOUND	49.50	SALINAS	PR 714 & LA PALMA CREEK								\$ 2,529,000								
48	2511	PR 9916	0.02	SAN LORENZO	UNKNOWN CREEK						\$ 290,000										
58	2038	PR 52 NORTHBOUND	49.50	SALINAS	PR 714 & LA PALMA CREEK								\$ 4,044,000								
62	1132	PR 29 WESTBOUND	1.40	BAYAMON	HONDO RIVER										\$ 2,677,000						
66	1471	PR 100	0.80	HORMIGUEROS	GUANAJIBO RIVER									\$ 2,094,000							
8	631	PR 200R	0.10	VIEQUES	COFRESI CREEK												\$ 1,484,000				
18	1657	PR 861	11.00	TOA ALTA	LA PLATA RIVER											\$ 2,500,000					
27	1133	OFF PR 200	0.01	VIEQUES	CREEK												\$ 1,323,000				
30	122	PR 3	68.10	NAGUABO	SANTIAGO RIVER												\$ 5,000,000				
35	1096	PR 102	35.40	SAN GERMAN	GUANAJIBO RIVER													\$ 2,800,000			
1	505	PR 603	0.07	UTUADO	GRANDE DE ARECIBO RIVER																\$ 2,391,000
2	1130	PR 145	1.00	CIALES	GRANDE DE MANATI RIVER																\$ 5,845,000
5	116	PR 3	53.00	CEIBA	CEIBA CREEK														\$ 260,000		
7	950	PR 149	59.30	VILLALBA	JAGUEYES CREEK																\$ 379,000
9	2508	PR 913	1.10	SAN LORENZO	HONDA CREEK															\$ 126,000	
11	158	PR 123	59.30	UTUADO	DEPRESSION														\$ 150,000		
12	261	PR 128	32.60	MARICAO	PRIETO RIVER															\$ 514,000	
13	443	PR 951	4.90	LOIZA	ZEQUEIRA CHANNEL														\$ 335,000		
14	1683	OFF PR 603 @1.0	0.01	UTUADO	GUAONICA RIVER														\$ 150,000		
15	217	PR 106	2.50	MAYAGÜEZ	GANDEL CREEK														\$ 1,705,000		
20	176	PR 14	57.25	AIBONITO	HONDA CREEK														\$ 238,000		
21	1492	OFF PR 110	0.30	MOCA	CREEK														\$ 126,000		
22	1531	PR 141	10.00	JAYUYA	CREEK															\$ 50,000	
23	574	PR 971	17.30	NAGUABO	SANTIAGO RIVER														\$ 250,000		
24	1381	PR 103	3.60	CABO ROJO	CHANNEL														\$ 131,000		
25	2479	PR 174	14.00	BAYAMON	SONADORA CREEK															\$ 2,622,000	
26	881	PR 497	2.70	SAN SEBASTIÁN	SONADORA CREEK															\$ 282,000	
31	2681	PR 555	9.30	COAMO	COAMO RIVER														\$ 530,000		

Notes: \$ 200,000 \$ 195,000 \$ 12,909,000 \$ 1,000,000 \$ 367,000 \$ 1,698,000 \$ 486,000 \$ 6,573,000 \$ 2,094,000 \$ 5,708,000 \$ 2,500,000 \$ 7,807,000 \$ 2,800,000 \$ 3,875,000 \$ 3,594,000 \$ 8,615,000

* All projects are subject to change.

Appendix A

Additional Bridge Construction Projects to be Worked for All Bridge Programs1						
Line Number	Bridge ID ²	Preliminary Construction Cost Estimate ³	Road	Km	Municipality	Intersected
1	2369	\$ 1,050,000	PR 52	102.30	PONCE	DIRT ROAD
2	284	\$ 436,000	PR 139	22.80	PONCE	DEPRESSION
3	285	\$ 186,000	PR 139	23.80	PONCE	DEPRESSION
4	1733	\$ 1,029,000	PR 111	13.10	SAN SEBASTIÁN	EL SALTO CREEK
5	1825	\$ 8,853,000	PR 187	17.10	LOIZA	GRANDE DE LOIZA RIVER
6	2348	\$ 1,400,000	PR 52	105.60	PONCE	PR 12
7	308	\$ 179,000	PR 149	4.50	JUANA DIAZ	GUANABANA CREEK
8	1123	\$ 3,329,000	PR 359	0.30	YAUCO	PR 2
9	1086	\$ 942,000	PR 163 EASTBOUND	1.30	PONCE	PORTUGUES RIVER
10	702	\$ 2,189,000	PR 681	2.00	ARECIBO	TIBURONES CHANNEL
11	1142	\$ 1,464,000	PR 418	0.50	AGUADILLA	CULEBRINAS RIVER
12	1325	\$ 97,000	PR 757	4.00	PATILLAS	DEL APEADERO RIVER
13	1316	\$ 39,000	LOCAL ROAD	0.10	SAN LORENZO	EMAJAGUA RIVER
14	1251	\$ 3,398,000	PR 52 SOUTHBOUND	1.00	SAN JUAN	PR 177
15	2697	\$ 500,000	OFF PR 852	0.60	TRUJILLO ALTO	UNKNOWN CREEK
16	1355	\$ 600,000	OFF PR 123 AT 46.2	0.10	ADJUNTAS	GRANDE DE ARECIBO RIVER
17	1730	\$ 345,000	LOCAL ROAD	0.30	COAMO	DESCALABRADO RIVER
18	494	\$ 540,000	PR 524	4.00	ADJUNTAS	PELLEJAS RIVER
19	1082	\$ 64,000	PR 935	3.80	JUNCOS	LOS CHINOS CREEK
20	2458	\$ 6,277,000	PR 26	9.00	CAROLINA	LOS ANGELES AVENUE
21	399	\$ 225,000	PR 176	6.50	SAN JUAN	LAS CURÍAS CREEK
22	1085	\$ 942,000	PR 163 WESTBOUND	1.30	PONCE	PORTUGUES RIVER
23	1199	\$ 563,000	PR 623	1.80	ARECIBO	TANANA RIVER
24	1250	\$ 2,848,000	PR 52 NORTHBOUND	1.00	SAN JUAN	PR 177
25	879	\$ 239,000	PR 111	1.55	UTUADO	UTUADO CREEK
26	382	\$ 46,000	PR 7731	0.85	CAYEY	LA PLATA RIVER
27	1373	\$ 1,100,000	PR 132	25.00	PONCE	CAÑAS RIVER
28	1361	\$ 424,000	PR 535	5.90	JUANA DIAZ	DESCALABRADO RIVER
29	2516	\$ 1,026,000	PR 204	0.99	LAS PIEDRAS	PR 30
30	2578	\$ 92,000	OFF PR 182@14.2	0.01	YABUCOA	GUAYANES RIVER
31	143-T	\$ 2,173,000	PR 123	0.20	PONCE	TIDAL WATERS CHANNEL
32	358-T	\$ 312,000	PR 162	5.50	BARRANQUITAS	USABON RIVER
33	511-T	\$ 710,000	PR 647	8.20	VEGA ALTA	CIBUCO RIVER
34	2507-T	\$ 360,000	OFF PR 636	0.01	ARECIBO	TANAMA RIVER
35	178-T	\$ 298,000	PR 14	65.60	CAYEY	TOITA CREEK
36	1124-T	\$ 984,000	PR 890	0.04	BAYAMON	HONDO RIVER
37	1621-T	\$ 2,099,000	PR 187	0.10	RIO GRANDE	LA VEGA CREEK
38	121-T	\$ 3,952,000	PR 3	61.50	NAGUABO	PALMAS CREEK
39	548-T	\$ 230,000	RURAL LOCAL ROAD	2.40	GUAYANILLA	YAUCO RIVER
40	878-T	\$ 1,037,000	PR 111	3.20	UTUADO	VIVI RIVER
41	612-T	\$ 712,000	PR 536	6.50	SANTA ISABEL	DESCALABRADO RIVER

\$ 53,289,000

Notes:

- 1) These projects are based on the priorities and inspection reports available on July 2016. The final list of project and their order of execution and bidding may varies.
- 2) Bridge Numbers followed with letter "T" have a temporary bridge installed (Example: "999-T").
- 3) Preliminary estimate based on deck area and typical construction unit cost for the expected scope.

Safety Projects* 2016-2017						
PROJECT DESCRIPTION	Municipality / Federal Area	COST				
		TOTAL	MP-30	MP-40	MP-50	Toll Credits
AC- 990134 Upgrade of Safety Devices in the Highway System						
Pavement Rehabilitation and Safety Improvements PR-52 KM 66 @ 77	Salinas - Santa Isabel	\$ 3,000,000.00	\$ 2,407,500.00			\$ 592,500.00
Pavement Rehabilitation and Safety Improvements PR-53 KM 0 @ 7.2	Fajardo	\$ 2,000,000.00	\$ 1,605,000.00			\$ 395,000.00
SUBTOTAL		\$5,000,000.00				
AC-990135 Safety Improvements Islandwide						
Safety Corridor PR-111 Km 0 @ km 10	Aguadilla - Moca	\$ 4,640,000.00	\$ 3,723,600.00			\$ 916,400.00
Safety Corridor PR-20 Km 0 @ Km 10	Guaynabo	\$ 6,315,000.00	\$ 5,067,787.50			\$ 1,247,212.50
Safety Corridor PR-1 Km 21 @ Km 32	San Juan	\$ 10,520,000.00	\$ 8,442,300.00			\$ 2,077,700.00
SUBTOTAL		\$ 21,475,000.00				
AC-800492SHSP Funds						
Safety Improvements on De Diego Avenue (PR-37)	San Juan	\$5,000,000.00	\$4,012,500.00			\$ 987,500.00
SUBTOTAL		\$5,000,000.00				
TOTALS		\$31,475,000.00				
Safety Corridor PR-173 Km 0 @ Km 9	Aguas Buenas	\$ 3,800,000.00		\$ 1,524,750.00	\$ 1,524,750.00	\$ 750,500.00
SUBTOTAL		\$3,800,000.00				
TOTALS		\$3,800,000.00				

* All projects are subject to change.

Safety Projects* 2017-2018						
PROJECT DESCRIPTION	Municipality / Federal Area	COST				
		TOTAL	MP-30	MP-40	MP-50	Toll Credits
AC-990144 Upgrade of Safety Devices in the Highway System						
Pavement Rehabilitation and Safety Improvements PR-2 KM 125.5 to 125.9	Aguadilla	\$ 30,000.00	\$ 24,075.00			\$ 5,925.00
Pavement Rehabilitation and Safety Improvements PR-3 KM 42.5 @ 47.6	Luquillo	\$ 1,400,000.00	\$ 1,123,500.00			\$ 276,500.00
Pavement Rehabilitation and Safety Improvements PR-8 KM 0 @ 4	Río Piedras	\$ 400,000.00	\$ 321,000.00			\$ 79,000.00
Pavement Rehabilitation and Safety Improvements PR-30 KM 25.8 @ 28.5	Humacao	\$ 700,000.00	\$ 561,750.00			\$ 138,250.00
Pavement Rehabilitation and Safety Improvements PR-53 KM 91.4 @ 94.4	Salinas	\$ 1,000,000.00	\$ 802,500.00			\$ 197,500.00
SUBTOTAL		\$ 3,530,000.00				
AC-990145 Safety Improvements Islandwide						
Safety Corridor PR-52 Km 49 @ Km 61	Salinas	\$9,525,019.00	\$7,643,827.75			\$ 1,881,191.25
Safety Corridor PR-111 Km 10 @ Km 20	Moca - San Sebastián	\$4,890,000.00	\$3,924,225.00			\$ 965,775.00
Safety Corridor PR-183 Km 2 @ Km 10	Caguas - San Lorenzo	\$4,130,261.00	\$3,314,534.45			\$ 815,726.55
SUBTOTAL		\$18,545,280.00				
AC-800493 SHSP Funds						
RFP SHSP Update and Implementation	All	\$3,000,000.00	\$2,407,500.00			\$ 592,500.00
SUBTOTAL		\$3,000,000.00				
TOTALS		\$ 25,075,280.00				
Safety Corridor PR-12 Km 0 @ Km 7	Ponce	\$ 3,800,000.00		\$ 1,524,750.00	\$ 1,524,750.00	\$ 750,500.00
SUBTOTAL		\$3,800,000.00				
TOTALS		\$3,800,000.00				

* All projects are subject to change.

Safety Projects* 2018-2019						
PROJECT DESCRIPTION	Municipality / Federal Area	COST				
		TOTAL	MP-30	MP-40	MP-50	Toll Credits
AC-990155 Upgrade of Safety Devices in the Highway System						
Pavement Rehabilitation and Safety Improvements PR-1 KM 0 @ 4	San Juan	\$250,000.00	\$200,625.00			\$ 49,375.00
Pavement Rehabilitation and Safety Improvements PR-2 KM 1 @ 6	Guaynabo	\$500,000.00	\$401,250.00			\$ 98,750.00
Pavement Rehabilitation and Safety Improvements PR-2 KM 145 @ 152	Mayagüez	\$360,000.00	\$288,900.00			\$ 71,100.00
Pavement Rehabilitation and Safety Improvements PR-2 KM 180 @ 182	Sabana Grande	\$100,000.00	\$80,250.00			\$ 19,750.00
Pavement Rehabilitation and Safety Improvements PR-2 KM 187 @ 195	Guanica	\$2,000,000.00	\$1,605,000.00			\$ 395,000.00
Pavement Rehabilitation and Safety Improvements PR-52 KM 50 @ 52	Salinas	\$160,000.00	\$128,400.00			\$ 31,600.00
Pavement Rehabilitation and Safety Improvements PR-52 KM 95 @ 98	Ponce	\$400,000.00	\$321,000.00			\$ 79,000.00
Pavement Rehabilitation and Safety Improvements PR-52 KM 104 @ 106	Ponce	\$160,000.00	\$128,400.00			\$ 31,600.00
Pavement Rehabilitation and Safety Improvements PR-53 KM 69 @ 71	Patillas	\$140,000.00	\$112,350.00			\$ 27,650.00
Pavement Rehabilitation and Safety Improvements PR-183 KM 0 @ 2	Caguas	\$100,000.00	\$80,250.00			\$ 19,750.00
SUBTOTAL		\$4,170,000.00				
AC-800514 Safety Improvements Islandwide						
Safety Corridor PR-66 Km 0 @ Km 20	Carolina - Río Grande	\$6,000,000.00	\$4,815,000.00			\$ 1,185,000.00
Safety Corridor PR-101 Km 0 @ Km 10	San Germán - Lajas	\$4,640,000.00	\$3,723,600.00			\$ 916,400.00
Safety Corridor PR -152 Km 0 @ 20.5	Naranjito - Barranquitas	\$5,900,000.00	\$4,734,750.00			\$ 1,165,250.00
Safety Corridor PR-116 Km # @ Km 14	Lajas	\$3,876,000.00	\$3,110,490.00			\$ 765,510.00
Safety Corridor PR-167 Km 0 @ Km 9	Comerio	\$3,384,000.00	\$2,715,660.00			\$ 668,340.00
SUBTOTAL		\$23,800,000.00				
AC-800515 SHSP Funds						
Safety Corridor PR-149 Km 0 @ Km 12	Manatí - Ciales	\$5,780,000.00	\$4,638,450.00			\$ 1,141,550.00
SUBTOTAL		\$5,780,000.00				
TOTALS		\$33,750,000.00				
Safety Corridor PR-385 Km 0 @ Km 5	Peñuelas	\$ 3,800,000.00		\$ 1,524,750.00	\$ 1,524,750.00	\$ 750,500.00
SUBTOTAL		\$3,800,000.00				
TOTALS		\$3,800,000.00				

* All projects are subject to change.

Safety Projects* 2019-2020						
PROJECT DESCRIPTION	Municipality / Federal Area	COST				
		TOTAL	MP-30	MP-40	MP-50	Toll Credits
AC-800519 Upgrade of Safety Devices in the Highway System						
Pavement Rehabilitation and Safety Improvements PR-18 KM 0 @ 4	San Juan	\$650,000.00	\$521,625.00			\$ 128,375.00
Pavement Rehabilitation and Safety Improvements PR-53 KM 81 @ 91	Guayama	\$2,600,000.00	\$2,086,500.00			\$ 513,500.00
Pavement Rehabilitation and Safety Improvements PR-60 KM 0 @ 4	Humacao	\$700,000.00	\$561,750.00			\$ 138,250.00
Pavement Rehabilitation and Safety Improvements PR-102 KM 31 @ 33	San Germán	\$200,000.00	\$160,500.00			\$ 39,500.00
Pavement Rehabilitation and Safety Improvements PR-123 KM 75 @ 78	Arecibo	\$200,000.00	\$160,500.00			\$ 39,500.00
Pavement Rehabilitation and Safety Improvements PR-129 KM 27 @ 31	Lares	\$260,000.00	\$208,650.00			\$ 51,350.00
Pavement Rehabilitation and Safety Improvements PR-167 KM 14 @ 16	Toa Alta	\$120,000.00	\$96,300.00			\$ 23,700.00
Pavement Rehabilitation and Safety Improvements PR-25R KM 0 @ 4	San Juan	\$150,000.00	\$120,375.00			\$ 29,625.00
SUBTOTAL		\$4,880,000.00				
AC-800521 Safety Improvements Islandwide						
Safety Corridor PR-102 Km 8 @ 18	Cabo Rojo	\$5,406,372.00	\$4,338,613.53			\$ 1,067,758.47
Safety Corridor PR-52 Km 38 @ Km 49	Cayey - Salinas	\$9,038,372.00	\$7,253,293.53			\$ 1,785,078.47
Safety Corridor PR-1 Km 12 @ Km 21	San Juan	\$9,534,372.00	\$7,651,333.53			\$ 1,883,038.47
Safety Corridor PR-176 Km 0 @ Km 4	San Juan	\$1,328,000.00	\$1,065,720.00			\$ 262,280.00
SUBTOTAL		\$25,307,116.00				
AC-800520 SHSP Funds						
Safety Corridor PR-203 Km 0 @ Km 7.1	Gurabo - San Lorenzo	\$5,339,200.00	\$4,284,708.00			\$ 1,054,492.00
SUBTOTAL		\$5,339,200.00				
TOTALS		\$35,526,316.00				
Safety Corridor PR-101 Km 10 @ Km 20	Lajas - Cabo Rojo	\$ 3,800,000.00		\$ 1,524,750.00	\$ 1,524,750.00	\$ 750,500.00
SUBTOTAL		\$3,800,000.00				
TOTALS		\$3,800,000.00				

* All projects are subject to change.

Appendix C

Pavement Projects*															
								2016-17		2017-18		2018-19		2019-20	
ROAD	Pavement Type	From	To	Lanes	Length	Estimate Cost	Municipality	Preserv Cost	Rehab Cost	Preserv Cost	Rehab Cost	Preserv Cost	Rehab Cost	Preserv Cost	Rehab Cost
1	Asphalt	0.3	3.5	1.75	3.20	\$ 1,120,700	San Juan					\$ 1,120,700			
2	Asphalt	1.4	5.9	2.9	4.5	\$ 2,607,100	Guaynabo					\$ 2,607,100			
2	Asphalt	125.5	125.9	2	0.4	\$ 148,800	Aguadilla			\$ 148,800					
2	Asphalt	145.2	146.7	2	1.49	\$ 953,600	Mayaguez						\$ 953,600		
2	Asphalt	150.1	152.3	2	2.18	\$ 873,600	Mayaguez					\$ 873,600			
2	Asphalt	180.0	181.3	2	1.4	\$ 543,600	Sabana Grande					\$ 543,600			
2	Concrete	187.2	195.0	2	7.81	\$ 10,049,100	Guanica						\$ 10,049,100		
3	Concrete	42.5	47.6	2	5.12	\$ 6,650,800	Luquillo				\$ 6,650,800				
8	Asphalt	0.5	2.1	2	1.6	\$ 643,600	Rio Piedras			\$ 643,600					
8	Asphalt/Concrete	2.0	4.1	2	2.13	\$ 1,364,480	Rio Piedras				\$ 1,364,480				
10	Asphalt	1.9	3.2	2	1.3	\$ 515,200	Ponce					\$ 515,200			
10	Asphalt	42.7	46.2	1.75	3.54	\$ 2,090,960	Adjuntas						\$ 2,090,960		
30	Concrete	25.8	28.5	2	2.73	\$ 3,216,885	Humacao				\$ 3,216,885				
30	Asphalt	8.0	10.0	4	2.00	\$ 1,950,000	Gurabo		\$ 1,950,000						
52	Composite	50.3	51.6	2	1.29	\$ 732,412	Salinas						\$ 732,412		
52	Concrete	66.6	77.0	2	10.45	\$ 13,259,144	Santa Isabel		\$ 13,259,144						
52	Concrete	95.4	97.5	2	2.09	\$ 2,619,600	Ponce						\$ 2,619,600		
52	Asphalt	104.2	106.3	2	2.1	\$ 837,200	Ponce					\$ 837,200			
53	Concrete	0.0	7.2	2	7.24	\$ 9,000,000	Fajardo		\$ 9,000,000						
53	Asphalt	69.6	71.2	1	1.59	\$ 599,600	Patillas						\$ 599,600		
53	Concrete	81.1	91.4	2	10.26	\$ 13,341,900	Guayama								\$ 13,341,900
53	Concrete	91.4	94.4	2	3.02	\$ 3,919,500	Salinas				\$ 3,919,500				
60	Concrete	0.8	3.4	2	2.58	\$ 3,447,500	Humacao								\$ 3,447,500
102	Concrete	31.6	32.6	1	0.94	\$ 941,000	San Germán								\$ 941,000
123	Asphalt	75.7	77.7	1	2.09	\$ 920,480	Arecibo								\$ 920,480
129	Asphalt	27.9	30.9	1	2.94	\$ 1,394,480	Lares								\$ 1,394,480
167	Asphalt	14.2	15.6	1	1.38	\$ 708,520	Toa Alta								\$ 708,520
183	Asphalt	0.0	1.6	1.2	1.6	\$ 388,320	Caguas					\$ 388,320			
25R	Asphalt	0.0	3.5	1	3.5	\$ 795,160	San Juan							\$ 795,160	
OMOL	Asphalt	0.0	0.6	1	0.63	\$ 126,000	Fajardo							\$ 126,000	
								\$ -	\$ 24,209,144	\$ 15,944,065		\$ 23,930,992		\$ 21,675,040	

* All projects are subject to change.

Puerto Rico Transportation and Highway Authority			
ITS Projects*			
TIP 2017-2020			
FY 2016-17	Project Description	Procurement Method	Budget
	Traffic Management Center Operation (1 year)	Existing Contract Amendment	\$900,000
	FY 2016-17 Total		\$900,000
FY 2017-18	PR-26/PR-66 ITS Devices Preventive Maintenance (3 years)	Request for Proposals	\$1,800,000
	PR-1, PR-2 and PR-20 Expressways ITS Device Deployment Design	Request for Proposals	\$575,000
	FY 2017-18 Total		\$2,375,000
FY 2018-19	PR-1,PR-2 and PR-20 ITS Devices Deployment Construction	To be determined	\$3,400,000
	FY 2018-19 Total		\$3,400,000
FY 2019-20	PR-18, PR-26, PR-30 and PR-52 Highway Safety Patrols (2 years)	Request for Proposals	\$3,236,842
	PR-1, PR-2 and PR-20 ITS Devices Preventive Maintenance (3 years)	Request for Proposals	\$2,500,000
	FY 2019-2020 Total		\$5,736,842

* All projects are subject to change without notice.