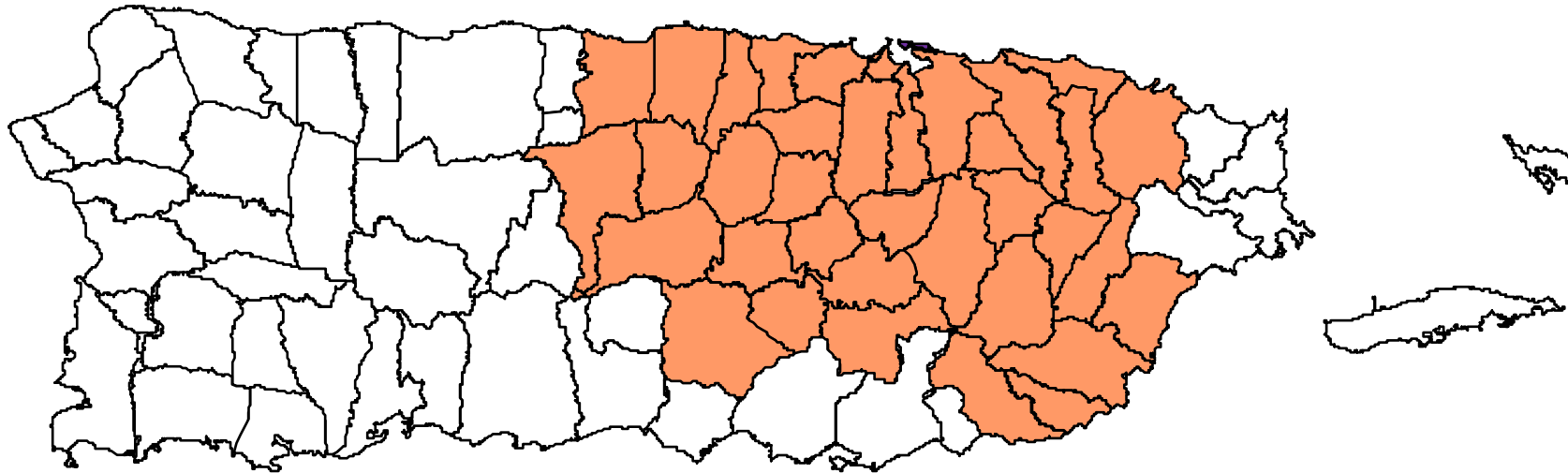


# *Government of Puerto Rico*



## *Puerto Rico Department of Transportation and Public Works* *Puerto Rico Highway and Transportation Authority*



*San Juan Urbanized Area (UA > 1,000,000 in Population)*

### *Transportation Improvement Program* *(TIP) Fiscal Year 2017-2020* Amendment #3

April 3, 2018- Draft





*Government of Puerto Rico*  
*Puerto Rico Department of Transportation and Public Works*  
*Puerto Rico Highway and Transportation Authority*

***San Juan Urbanized Area (SJUA)***  
***Transportation Improvement Program (TIP)***

***Fiscal Years 2017-2020***

*The preparation of this document was financed in part through a grant from the U.S. Department of Transportation, Federal Transit Administration, and Federal Highway Administration under Chapter 53 of 49 U.S.C. and 23 U.S.C.*

---

Approved by the Puerto Rico Metropolitan Planning Organization Policy Board Committee



## INTRODUCTION

In 1973, the Puerto Rico Department of Transportation and Public Works (PRDTPW) was designated by the Governor of Puerto Rico as the Operative Arm of the Puerto Rico Metropolitan Planning Organization (PRMPO) for the San Juan Urbanized Area (SJUA). To assure a forum for cooperative decision-making in the planning process, the PRMPO acts through a Policy Board Committee for the SJUA, defined by the 2010 Census as falling in the funding category of areas with over one million inhabitants and comprising the following municipalities:

Aguas Buenas	Cidra	Loíza	San Juan
Aibonito	Coamo	Manatí	San Lorenzo
Barranquitas	Comerio	Maunabo	Toa Baja
Bayamón	Corozal	Morovis	Toa Alta
Caguas	Dorado	Naguabo	Trujillo Alto
Canóvanas	Guaynabo	Naranjito	Vega Alta
Carolina	Gurabo	Orocovis	Vega Baja
Cataño	Humacao	Patillas	Yabucoa
Cayey	Juncos	Río Grande	
Ciales	Las Piedras	Salinas	

The Policy Board Committees also include representatives from the following agencies involved with transportation issues:

- ❑ Puerto Rico Department of Transportation and Public Works (PRDTPW)
- ❑ Puerto Rico Highway and Transportation Authority (PRHTA)
- ❑ Puerto Rico Integrated Transit Authority (PRITA)
- ❑ Maritime Transportation Authority (MTA)
- ❑ Metropolitan Bus Authority (MBA)
- ❑ Ports Authority (PA)
- ❑ Planning Board (PB)
- ❑ Public Service Commission (PSC)
- ❑ Permits Management Office (PMO)
- ❑ Environmental Quality Board (EQB)
- ❑ Department of Environmental and Natural Resources (DENR)

- ❑ Puerto Rico Division of the Federal Highway Administration (**NON VOTING**)
- ❑ Region IV Administrator of the Federal Transit Administration (**NON VOTING**)

The PRMPO is also responsible for the development and adoption of the Transportation Improvement Program (TIP). This document presents proposed improvements to the transportation and highway system in Puerto Rico. Projects are recommended for Federal funding for a period of four fiscal years. The program reflects the area priorities and is based on realistic estimates of total costs for the four years period. The Annual Element of the TIP consists in the projects proposed for implementation during the First Year Program, i.e. October 1, 2016 to September 30, 2017. The projects included reflect a multimodal approach to alleviate transportation problems.

This document includes the priority list of proposed projects that are to be undertaken by year, consistent with the transportation plan and are financially constrained. Projects included in the Annual Element can be implemented using the estimated allocation for Fiscal Year 2017 and carryover funds.

General transportation priorities are defined as follows:

- Regional projects, projects which involve several municipalities
- Public transportation projects of high impact and investment
- Carryover projects
- Continuity projects
- Transportation projects for the elderly and handicapped
- Construction of transportation facilities
- Improvements of existing transportation facilities
- Construction of shelters/stop for transportation services
- Acquisition of vehicles for public transportation services
- Acquisition of vehicles to support paratransit services
- Preventive maintenance cost for transit vehicles
- Operational assistant to paratransit services
- Construction of facilities for maintenance garage for transit vehicles
- Transit enhancements
- Transit security projects

## WHAT IS THE TIP?

The *Fiscal Years 2017-2020 San Juan Urbanized Area (SJUA) Transportation Improvement Program (TIP)* was prepared in accordance with the requirements of the Fixing America's Surface Transportation (FAST) Act. The FAST Act was signed by President Obama on December 4, 2015. The FAST Act maintains its focus on safety, keeps intact the established structure of the various highway-related programs we manage, continues efforts to streamline project delivery and, for the first time, provides a dedicated source of federal dollars for freight projects. This Act supports transit funding through fiscal year 2020. This document describes and prioritizes the surface transportation programs and projects that the SJUA Policy Board Committee of Puerto Rico Metropolitan Planning Organization (SJUA PRMPO) has selected for implementation during the program period. The TIP contains the adopted list of public transit, highway, bicycle, and pedestrian projects that will receive federal transportation funds in the near future in accordance with the transportation plan. The TIP needs to be financially constrained; meaning that projects that are identified will have the necessary federal and local funding.

The TIP will be updated at least every two (2) years, and revised as needed. As approved by the SJUA PRMPO Policy Board Committee, the TIP is incorporated in the *Statewide Transportation Improvement Program (STIP)*.

The FY 2017-2020 SJUA TIP identifies transportation programs and projects totaling approximately **\$158,586,212.73** to be implemented during the four-year program period. The projects included are those eligible for federal funding assistance, as well as regionally significant locally-funded projects. Also, the SJUA TIP can include significant projects that require action by the Federal Highway Administration (FHWA) or the Federal Transit Administration (FTA), regardless of whether or not they are funded with federal funds.

## PROJECT EVALUATIONS

The following criteria were utilized to evaluate the petitions received to be considered in the programing for FY 2017-2020 SJUA TIP:

- Compliance with FAST Act planning factors; and
- Consistency with Long Range Transportation Plan.

The PRHTA Central Planning and Coordination Work Group (CPCWG) with the SJUA Technical Committee reviewed and submitted for consideration of the PRMPO the list of projects to be including in the TIP.

## FEDERAL HIGHWAY ADMINISTRATION (FHWA)

The Moving Ahead for Progress in the 21st Century Act (MAP-21), enacted in 2012, included provisions to make the Federal surface transportation more streamlined, performance-based, and multimodal, and to address challenges facing the U.S. transportation system, including improving safety, maintaining infrastructure condition, reducing traffic congestion, improving efficiency of the system and freight movement, protecting the environment, and reducing delays in project delivery. The FAST Act builds on the changes made by MAP-21.

Below is a more detailed summary of some FAST Act provisions.

**PROJECT DELIVERY:** DOT has been a leader in reducing the bureaucratic red tape that can stall and delay critical transportation projects from moving forward. The FAST Act adopted a number of Administration proposals to further speed the permitting processes while still protecting environmental and historic treasures and also codifying the online system to track projects and interagency coordination processes.

**FREIGHT:** The FAST Act would establish both formula and discretionary grant programs to fund critical transportation projects that would benefit freight movements. These programs are similar to what the Administration proposed and will for the first time provide a dedicated source of Federal funding for freight projects, including multimodal projects. The Act emphasizes the importance of Federal coordination to focus local governments on the needs of freight transportation providers.

**INNOVATIVE FINANCE BUREAU:** The FAST Act establishes a new National Surface Transportation and Innovative Finance Bureau within the Department to serve as a one-stop shop for state and local governments to receive federal funding,



financing or technical assistance. This builds on the work of the Department’s Build America Transportation Investment Center and provides additional tools to improve coordination across the Department to promote innovative finance mechanisms. The Bureau is also tasked with responsibility to drive efficiency in the permitting process, consistent with our request to establish a dedicated permitting office.

**TIFIA:** The TIFIA Loan program provides important financing options for large projects and public-private partnerships. The FAST Act includes organizational changes that will provide an opportunity for important structural improvements with the potential to accelerate the delivery of innovative finance projects. However, FAST’s cut to the TIFIA program could constrain growth in this area over the course of the bill.

**SAFETY:** The FAST Act includes authority sought by the Administration to prohibit rental car companies from knowingly renting vehicles that are subject to safety recalls. It also increased maximum fines against non-compliant auto manufactures from \$35 million to \$105 million. The law also will help bolster the Department’s safety oversight of transit agencies and also streamlines the Federal truck and bus safety grant programs, giving more flexibility to States to improve safety in these areas. However, we know the bill also took a number of steps backwards in terms of the Department’s ability to share data with the public and on the Department’s ability to exercise aggressive oversight over our regulated industries.

**TRANSIT:** The FAST Act includes a number of positive provisions, including reinstating the popular bus discretionary grant program and strengthening the Buy America requirements that promote domestic manufacturing through vehicle and track purchases.

**LADDERS OF OPPORTUNITY:** The Act includes a number of items that strengthen workforce training and improve regional planning. These include allocating slightly more formula funds to local decision makers and providing planners with additional design flexibilities. Notably, FAST makes Transit Oriented

Development (TOD) expenses eligible for funding under highway and rail credit programs. TOD promotes dense commercial and residential development near transit hubs in an effort to shore up transit ridership and promote walkable, sustainable land use.

## **FEDERAL TRANSIT ADMINISTRATION (FTA)**

MAP-21 transit program provisions further several important goals, including safety, state of good repair, performance, and program efficiency. MAP-21 gives the Federal Transit Administration (FTA) significant new authority to strengthen the safety of public transportation systems throughout the United States. The Act also puts new emphasis on restoring and replacing our aging public transportation infrastructure by establishing a new needs-based formula program and new asset management requirements. In addition, it establishes performance-based planning requirements that align Federal funding with key goals and tracks progress towards these goals.

Finally, MAP-21 improves the efficiency of administering grant programs by consolidating several programs and streamlining the major capital investment grant program known as “New Starts.”

The FAST Act, reauthorizes FTA programs and includes changes to improve mobility, streamline capital project construction and acquisition, and increase the safety of public transportation systems across the country. The act’s five years of predictable formula funding enables transit agencies to better manage long-term assets and address the backlog of state of good repair needs. It also includes funding for new competitive grant programs for buses and bus facilities, innovative transportation coordination, workforce training, and public transportation research activities.

## **NEW PROGRAMS**

### **Safety**

MAP-21 grants FTA the authority to establish and enforce a new comprehensive framework to oversee the safety of public transportation throughout the United States. FTA will develop safety performance criteria for all modes of public transportation

(rail, bus, etc.). The new law requires all recipients of FTA funding to develop agency safety plans that include performance targets, strategies, and staff training. For rural recipients, the plan may be drafted by the State. For small urban systems, FTA must issue a rule designating which small urban systems may have their safety plans drafted by the State. These measures and targets must be incorporated into metropolitan and statewide transportation plans and transportation improvement programs.

MAP-21 also grants FTA enforcement authority and permits FTA to issue directives, require more frequent oversight of transit systems, impose more frequent reporting requirements, and require that formula grant funds be spent to correct safety deficiencies before funds are spent on other projects.

#### **Asset Management Provisions**

MAP-21 requires FTA to define the term “state of good repair” and create objective standards for measuring the condition of capital assets, including equipment, rolling stock, infrastructure, and facilities. Based on that definition, FTA must then develop performance measures under which all FTA grantees will be required to set targets. All FTA grantees and their sub-recipients are required to develop transit asset management plans. These plans must include, at a minimum, capital asset inventories, condition assessments, and investment prioritization. Each designated recipient of FTA formula funding will be required to report on the condition of its system, any change in condition since the last report, targets set under the above performance measures, and progress towards meeting those targets. These measures and targets must be incorporated into metropolitan and statewide transportation plans and transportation improvement programs (TIPs).

#### **Emergency Relief**

This new program assists States and public transportation systems with emergency-related expenses. Emergencies are defined as natural disasters affecting a wide area or a catastrophic failure from an external cause for which the governor of a State has declared an emergency (and the Secretary of Transportation has concurred) or the President has declared a major disaster. The program funds capital projects to protect, repair, reconstruct, or replace equipment and facilities.

It also funds transit agency operating costs related to evacuation, rescue operations, temporary public transportation service, or changing public transportation route service before, during, or after an emergency in an area directly affected. The grants only cover expenses not reimbursed by the Federal Emergency Management Agency (FEMA). The program will provide immediate funding, similar to the FHWA emergency program. Funding will be appropriated by Congress as needed.

#### **Transit-Oriented Development Planning Pilot**

MAP-21 creates a new discretionary pilot program for transit-oriented development (TOD) planning grants. Eligible activities include comprehensive planning in corridors with new rail, bus rapid transit, or core capacity projects. The comprehensive plans should seek to enhance economic development, ridership, and other goals; facilitate multimodal connectivity and accessibility; increase access to transit hubs for pedestrian and bicycle traffic; enable mixed-use development; identify infrastructure needs associated with the project; and include private sector participation.

The following sections describe some of the various funding sources for FTA programs, which are including in this document:

- §5307 Urbanized Area Formula Grants
- §5310 Enhanced Mobility of Seniors and Individuals with Disabilities
- §5337 State of Good Repair Grants
- §5339 Bus and Bus Facilities Grants

#### **URBANIZED AREA FORMULA GRANTS (SECTION 5307)**

The PRHTA is the designated recipient of funds apportioned to the Puerto Rico SJUA. The funds are apportioned based on legislative formulas, with different formulas applying to UZAs with populations more than 200,000. The Puerto Rico SJUA apportionment formula is based on population and population density statistics from the most recent decennial census.

This program provides grants to urbanized areas to support public transportation. Funding is distributed by formula based on the level of transit service provision, population, and other factors. The section 5307 provides federal funds for capital, planning, job access and reverses commute projects, for public transportation in

urbanized area with a population of more than 200,000. The program remains largely unchanged with a few exceptions:

*Job access and reverse commute activities now eligible*

Activities eligible under the former Job Access and Reverse Commute (JARC) program, which focused on providing services to low-income individuals to access jobs, are now eligible under the Urbanized Area Formula program. These include operating assistance with a 50 percent local match for job access and reverse commute activities. In addition, the urbanized area formula for distributing funds now includes the number of low-income individuals as a factor. There is no floor or ceiling on the amount of funds that can be spent on job access and reverse commute activities.

*Expanded eligibility for operating expenses for systems with 100 or fewer buses*

MAP-21 expands eligibility for using Urbanized Area Formula funds for operating expenses. Previously, only urbanized areas with populations below 200,000 were eligible to use Federal transit funds for FTA of funding for operating expenses. Under MAP-21, a special rule allows recipients in urbanized areas with populations of 200,000 or above and that operate 100 or fewer buses in fixed route service during peak hours, to receive a grant for operating assistance subject to a maximum amount per system as explained below:

- a. Public transportation systems that operate a minimum of 76 buses and a maximum of 100 buses in fixed route service during peak service hours may receive operating assistance in an amount not to exceed 50 percent of the share of the apportionment that is attributable to such systems within the urbanized area, as measured by vehicle revenue hours.
- b. Public transportation systems that operate 75 or fewer buses in fixed route service during peak service hours may receive operating assistance in an amount not to exceed 75 percent of the share of the apportionment that is attributable to such systems within the urbanized area, as measured by vehicle revenue hours.

*Eligibility for Safety Certification Training*

The section 5307 funds are permitted to use not more than 0.5 percent of their formula funds under the Urbanized Area Formula Program to pay not more than 80%

of the cost of participation for an employee who is directly responsible for safety oversight to participate in public transportation safety certification training. Safety certification training program requirements will be established in accordance with section 5329.

**ENHANCED MOBILITY OF SENIORS AND INDIVIDUALS WITH DISABILITIES PROGRAM (SECTION 5310)**

This program provides formula funding to increase the mobility of seniors and persons with disabilities. Funds are apportioned based on the Commonwealth share of the targeted populations and are now apportioned to the Commonwealth for areas under 200,000 and large urbanized areas (over 200,000). The former New Freedom program (5317) is folded into this program. The New Freedom program provided grants for services for individuals with disabilities that went above and beyond the requirements of the Americans with Disabilities Act (ADA). Activities eligible under New Freedom are now eligible under the Enhanced Mobility of Seniors and Individuals with Disabilities program.

Projects selected for funding must be included in a locally developed, coordinated public transit human services transportation plan; and the competitive selection process, which was required under the former New Freedom program, is now optional. At least 55 percent of program funds must be spent on the types of capital projects eligible under the former Section 5310 -- public transportation projects planned, designed, and carried out to meet the special needs of seniors and individuals with disabilities when public transportation is insufficient, inappropriate, or unavailable. The remaining 45 percent may be used for: public transportation projects that exceed the requirements of the ADA; public transportation projects that improve access to fixed-route service and decrease reliance by individuals with disabilities on complementary paratransit; or, alternatives to public transportation that assist seniors and individuals with disabilities. Using these funds for operating expenses requires a 50 percent local match while using these funds for capital expenses (including acquisition of public transportation services) requires a 20 percent local match.

## **STATE OF GOOD REPAIR GRANTS (SECTION 5337)**

MAP-21 establishes a new grant program to maintain public transportation systems in a state of good repair. This program replaces the fixed Guideway modernization program (Section 5309).

Funding is limited to Fixed Guideway systems (including rail, bus rapid transit, and passenger ferries) and high intensity bus (high intensity bus refers to buses operating in high occupancy vehicle (HOV) lanes.) Projects are limited to replacement and rehabilitation, or capital projects required to maintain public transportation systems in a state of good repair. Projects must be included in a transit asset management plan to receive funding. The new formula comprises: (1) the former Fixed Guideway modernization formula; (2) a new service-based formula; and (3) a new formula for buses on HOV lanes.

## **BUS AND BUS FACILITIES FORMULA GRANTS (SECTION 5339)**

A new formula grant program is established under Section 5339, replacing the previous Section 5309 discretionary Bus and Bus Facilities program. This program is a source of funding for the urbanized area, but replaces the previous discretionary program under which the transit system was able to obtain several large grants. The program provides funding to replace, rehabilitate, and purchase buses and related equipment as well as construct bus-related facilities.

## **LONG RANGE TRANSPORTATION PLAN CONSISTENCY**

A primary consideration in the selection of projects is the consistency with the LRTP. The LRTP is a regional plan for surface transportation projects that are regional significance and address the projected surface transportation needs of Puerto Rico residents and visitors.

Using the LRTP as the starting point, major projects that were expected to be ready for implementation within the four-year TIP programming period, were considered by the SJUA PRMPO members. The PRMPO members requested project listings also included surface transportation projects and highways projects that are proposed to be funded with federal funds.

## **REVISION TO THE TIP**

The following administrative provisions have been established in order to ensure timely implementation and oversight of the TIP. A revision refers to a change to the TIP that occurs as needed. A minor revision is an “administrative modification,” while a major revision is an “amendment,” as described below:

### **ADMINISTRATIVE MODIFICATION**

Administrative modifications are minor revisions to the TIP. These types of revisions do not require solicitation of public comment or demonstration of financial constraint. However, the TIP must remain financially constrained, and administrative modifications must not result in the addition or deletion of another project, including the deferral of a project to a year that is outside of the four year TIP. Existent two types of administrative modifications: pre-approved and expedited.

### **PRE-APPROVED ADMINISTRATIVE MODIFICATIONS**

To prevent TIP procedures from becoming overly burdensome, Federal regulations allow procedures for administrative modifications to be commensurate with its perceived impact. Recognizing the need to streamline the process for these minor changes, pre-approved administrative modifications, are true as long as the following conditions apply:

- The administrative modifications do not affect financial constraint of the TIP; and
- The administrative modification does not change the scope of the project or the environmental determination.

The following revision could be considered as administrative modifications:

- A. The source of federal funds designated for a project may be revised to reflect a different funding program administered by the same U.S. DOT operating agency.
- B. Federal funding for a project may be changed to local funding.
- C. The amount programmed for a project phase may be revised to reflect changes in cost estimates. Additional funding is limited to the littlest of 20 percent of the estimated total project cost or \$2 million.

- D. Additional federal funding, such as congressional earmarks or discretionary funds may be added to a project currently included in the TIP.
- E. In order to expedite project selection for implementation and ensure timely TIP implementation, projects may be advanced from their programmed year if they are “ready-to-go.”
- F. Projects may be deferred to a later year if they are not “ready-to-go” as originally programmed.
- G. A project phase may be deleted or deferred to a year that is outside of the four-year TIP as long as another phase of the project remains in the TIP and the project’s scope is not affected.
- H. Changes may be made to projects that are included in the TIP for illustrative purposes.
- I. A project’s description may be revised or clarified as long as the project’s scope is not affected.

#### **EXPEDITED ADMINISTRATIVE MODIFICATIONS**

Requests for expedited approval of administrative modifications are submitted directly to the PRMPO Policy Board Committee without solicitation of public comment. The administrative modification must not affect the financial constraint of the TIP.

Expedited administrative modifications include the following:

- A. Changing the scope of a project to accommodate environmental impact mitigation measures.
- B. Changing the size of revenue rolling stock (e.g. vans, 30’ buses) if the changes results in a change in the total carrying capacity by 20 percent or less.
- C. Changing the quantity for revenue rolling stock that exceeds 20 percent (plus or minus) of the original quantity if the change in quantity results in a change in the total carrying capacity by 20 percent or less.

#### **AMENDMENTS**

In the Metropolitan Transportation Planning Final Rule an Amendment “*means a revision to a long-range statewide or metropolitan transportation plan, TIP, or STIP that involves a major change to a project included in a metropolitan transportation plan, TIP, or STIP, including the addition or deletion of a project or a major change in project cost, project/project phase initiation dates, or a major change in design concept or design scope (e.g., changing project termini or the number of through traffic lanes). The changes to projects those are included only for illustrative purposes do not require an amendment. An amendment is a revision that requires public review and comment, re-demonstration of fiscal constraint, or a conformity determination (for metropolitan transportation plans and TIPs involving “non-exempt” projects in nonattainment and maintenance areas). In the context of a long-range statewide transportation plan, an amendment is a revision approved by the State in accordance with its public involvement process.*”

Major revisions include the following actions:

- A. Adding a project to the TIP/STIP.
- B. Deleting a project from the TIP/STIP, including deferring a project to a year that is outside of the four-year TIP/STIP.
- C. Significantly modifying the design concept or design scope of a programmed project (e.g., changing the project termini). For projects programmed with FTA funds, a change in a project’s scope is considered “major” if the change materially alters the objective or description of the project, or the size, type, or quantity of items. Examples include:
  - 1. Changing from replacement buses to expansion buses (and versa);
  - 2. Changing the size of revenue rolling stock (e.g. vans, 30’ buses) if the change results in a change in the total carrying capacity by more than 20 percent.
  - 3. Changing the quantity for revenue rolling stock that exceeds 20 percent (plus or minus) of the original quantity if the change in quantity results in a change in the total carrying capacity by more than 20 percent.

D. Revising the amount programmed for a project phase if it increases the estimated total project cost by more than 20 percent or \$2 million.

**PROJECT FINANCIAL PLAN FOR FTA PROGRAMS**

The annual element consists of the projects proposed for implementation during the first year program in this document from October 1, 2016 to September 30, 2017. The projects included reflect a multimodal approach in our efforts to alleviate transportation problems.

The estimated federal cost for projects, for FTA programs during the four fiscal years is **\$158,586,212.73** ; distributed as follows:

FTA Section	Fiscal Years				TOTAL
	2017	2018	2019	2020	
Section 5307	\$ 52,385,116.50	\$ 30,050,370.50	\$ 18,751,676.67	\$ 18,009,650.97	\$ 119,196,814.63
Section 5310	\$ -	\$ 2,563,719.90	\$ -	\$ -	\$ 2,563,719.90
Section 5329	\$ 771,212.00	\$ -	\$ -	\$ -	\$ 771,212.00
Section 5337	\$ -	\$ 11,000,000.00	\$ 5,000,000.00	\$ 5,000,000.00	\$ 21,000,000.00
Section 5339	\$ 3,884,003.00	\$ 6,034,584.00	\$ 2,722,277.60	\$ 2,413,601.60	\$ 15,054,466.20
<i>Total</i>	\$ 57,040,331.50	\$ 49,648,674.40	\$ 26,473,954.27	\$ 25,423,252.57	\$ 158,586,212.73

FTA federal assistance is distributed as follow:

**SAN JUAN URBANIZED AREA APPORTIONMENT**

SECTION 5307 AND 5340 URBANIZED AREA	
FY 2015 Apportionment	\$8,554,279.00
FY 2016 Apportionment	\$19,628,953.00
FY 2017 Apportionment	\$27,261,636.00
FY 2018 Apportionment (Estimated)	\$27,261,636.00
<i>Total Funds Available</i>	<i>\$82,706,504.00</i>

SECTION 5310 ENHANCED MOBILITY OF	
FY 2016 Apportionment	\$2,494,579.00
FY 2017 Apportionment	\$2,534,294.00
FY 2018 Apportionment (Estimated)	\$2,534,294.00
<i>Total Funds Available</i>	<i>\$7,563,167.00</i>

SECTION 5329 STATE SAFETY OVERSIGHT	
FY 2014 Apportionment	\$1,595.00
FY 2016 Apportionment	\$303,543.00
FY 2017 Apportionment	\$298,570.00
FY 2018 Apportionment (Estimated)	\$298,571.00
<i>Total Funds Available</i>	<i>\$902,279.00</i>

SECTION 5337 HIGH INTENSITY FIXED GUIDEWAY	
FY 2015 Apportionment	\$6,393,833.00
FY 2016 Apportionment	\$7,239,637.00
FY 2017 Apportionment	\$6,876,943.00
FY 2018 Apportionment (Estimated)	\$6,876,944.00
<i>Total Funds Available</i>	<i>\$27,387,357.00</i>

SECTION 5339 BUS AND BUS FACILITIES	
FY 2015 Apportionment	\$2,657,203.00
FY 2016 Apportionment	\$2,448,727.00
FY 2017 Apportionment	\$2,423,476.00
FY 2018 Apportionment (Estimated)	\$2,423,477.00
<i>Total Funds Available</i>	<i>\$9,952,883.00</i>





*Government of Puerto Rico*

*Puerto Rico Department of Transportation and Public Works*  
*Puerto Rico Highway and Transportation Authority*

***Transportation Improvement Program (TIP)***

***Fiscal Years 2017-2020***

***FEDERAL TRANSIT ADMINISTRATION (FTA)***

***San Juan Urbanized Area (SJUA)***

***(UA > 1,000,000 in Population)***

***Section 5307***

---

GOVERNMENT OF PUERTO RICO  
 PUERTO RICO DEPARTMENT OF TRANSPORTATION AND PUBLIC WORKS  
 PUERTO RICO HIGHWAY AND TRANSPORTATION AUTHORITY  
 TRANSPORTATION IMPROVEMENT PROGRAM  
 FISCAL YEARS 2017 - 2020  
 Amendment #3

SECTION 5307: SAN JUAN URBANIZED AREA (SJUA)

Num.	Description		Year Apporioned	Annual Element		Three Years Program				Total	Project Justification	Source of Local Funds	Remarks
					2017	2018	2019	2020		Est. Cost			
1	Repair and Maintenance to Kuilan and Guardarrama Public Transportation Terminal, Phase I	Bayamón	2013	F	320,000	-	-	-		320,000	Narrative Justification Submitted	Certification Prepared by the Municipality	Carryover Funds FY 2013. Application under FTA Consideration. TrAMS # 2008-2016-1
				S	80,000	-	-	-		80,000			
				T	400,000	-	-	-		400,000			
2	Improvement to Trolley Maintenance Garage, Phase II	Bayamón	2013	F	144,000		-	-		144,000	Narrative Justification Submitted	Certification Prepared by the Municipality	Carryover Funds \$144,000 FY 2013 Application under FTA Consideration. TrAMS # 2008-2016-1
				S	36,000		-	-		36,000			
				T	180,000		-	-		180,000			
3	Improvement to Trolley Maintenance Garage, Phase II-B	Bayamón	2016	F	1,420,000		-	-		1,420,000	Narrative Justification Submitted	Certification Prepared by the Municipality	Carryover Funds \$1,420,000 FY 2016
				S	355,000		-	-		355,000			
				T	1,775,000		-	-		1,775,000			
4	Maintenance of Transit fleet	Bayamón	2015	F	-	28,849	29,137	29,429		87,415	Narrative Justification Submitted	Certification Prepared by the Municipality	FY 15, 16 & 17 with a total of \$84,563 in FTA Grant 2018-002-00
				S	-	7,212	7,284	7,357		21,854			
				T	-	36,061	36,422	36,786		109,269			
5	Operational Assistance for ADA Paratransit program	Bayamón	2015	F	-	65,939	66,598	67,264		199,802	Narrative Justification Submitted	Certification Prepared by the Municipality	FY 15, 16 & 17 with a total of \$193,926 in FTA Grant 2018-002-00
				S	-	16,485	16,650	16,816		49,950			
				T	-	82,424	83,248	84,080		249,752			
6	Pedestrian Improvements on Dr. Veve Street	Bayamón	2015	F	2,287,832			-		2,287,832	Narrative Justification Submitted	Certification Prepared by the Municipality	Carryover Funds \$1,143,916 FY 2016 Associate Transit Improvements
				S	571,958			-		571,958			
				T	2,859,790			-		2,859,790			
7	Pedestrian and bicycle connection in Santa Cruz Sector (Tren Urbano - PR-5 - Santa Cruz Street)	Bayamón	2015	F	2,114,740	1,057,370				3,172,110	Narrative Justification Submitted	Certification Prepared by the Municipality	Carryover Funds \$1,057,370 FY 2016 Associate Transit Improvements
				S	528,685	264,343				793,028			
				T	2,643,425	1,321,713				3,965,138			

GOVERNMENT OF PUERTO RICO  
 PUERTO RICO DEPARTMENT OF TRANSPORTATION AND PUBLIC WORKS  
 PUERTO RICO HIGHWAY AND TRANSPORTATION AUTHORITY  
 TRANSPORTATION IMPROVEMENT PROGRAM  
 FISCAL YEARS 2017 - 2020  
 Amendment #3

SECTION 5307: SAN JUAN URBANIZED AREA (SJUA)

Num.	Description		Year Apporioned	Annual Element		Three Years Program				Total	Project Justification	Source of Local Funds	Remarks
					2017	2018	2019	2020		Est. Cost			
8	Preventive Maintenance for the Public Transportation Services	Caguas	2014	F	50,800	45,450	45,905	46,364		188,518	Narrative Justification Submitted	Certification Prepared by the Municipality	
				S	12,700	11,363	11,476	11,591		47,130			
				T	63,500	56,813	57,381	57,954		235,648			
9	Provision of Paratransit Services	Caguas	2015	F	106,366	89,890	90,789	91,697		378,742	Narrative Justification Submitted	Certification Prepared by the Municipality	
				S	26,592	22,473	22,697	22,924		94,685			
				T	132,958	112,363	113,486	114,621		473,427			
10	Acquisition of two (2) Trolleys	Canóvanas	2015	F	242,560	-	-	-		242,560	Narrative Justification Submitted	Certification Prepared by the Municipality	Subject to comply with FTA requirements.
				S	60,640	-	-	-		60,640			
				T	303,200	-	-	-		303,200			
11	Construction & Rehabilitation of #15 Bus Shelter	Canóvanas	2015	F	30,000	-	-	-		30,000	Narrative Justification Submitted	Certification Prepared by the Municipality	Subject to comply with FTA requirements.
				S	7,500	-	-	-		7,500			
				T	37,500	-	-	-		37,500			
12	Preventive Maintenance for Public Transportation	Canóvanas	2015	F	169,800	50,000	50,500	51,005		321,305	Narrative Justification Submitted	Certification Prepared by the Municipality	Carryover Funds \$80,000 FY 2015 & \$44,800 FY 2016. Subject to comply with FTA requirements.
				S	42,450	12,500	12,625	12,751		80,326			
				T	212,250	62,500	63,125	63,756		401,631			
13	Installation of GPS and radios trolley and paratransit Vehicle	Canóvanas	2015	F	30,000	-	-	-		30,000	Narrative Justification Submitted	Certification Prepared by the Municipality	Subject to comply with FTA requirements.
				S	7,500	-	-	-		7,500			
				T	37,500	-	-	-		37,500			
14	Acquisition of Eight (8) Vehicles Two (2) of (24 Passenger Capacity) Two (2) of (14 Passenger Capacity) and Four (4) Mini Buses (16 Passenger Capacity) for Expansion Services	Canóvanas	2015	F	480,000	-	-	-		480,000	Narrative Justification Submitted	Certification Prepared by the Municipality	Subject to comply with FTA requirements and paratransit plan.
				S	120,000	-	-	-		120,000			
				T	600,000	-	-	-		600,000			

**GOVERNMENT OF PUERTO RICO**  
**PUERTO RICO DEPARTMENT OF TRANSPORTATION AND PUBLIC WORKS**  
**PUERTO RICO HIGHWAY AND TRANSPORTATION AUTHORITY**  
**TRANSPORTATION IMPROVEMENT PROGRAM**  
**FISCAL YEARS 2017 - 2020**  
**Amendment #3**

**SECTION 5307: SAN JUAN URBANIZED AREA (SJUA)**

Num.	Description		Year Apportioned	Annual Element		Three Years Program				Total	Project Justification	Source of Local Funds	Remarks
					2017	2018	2019	2020	Est. Cost				
15	Preventive Maintenance	Carolina	2016	F	435,304	220,922	223,131	225,363	1,104,720	Narrative Justification Submitted	Certification Prepared by the Municipality	Carryover Funds \$216,569 FY 2016 Application under FTA Consideration TrAMS # 2038- 2017-1	
				S	108,826	55,231	55,783	56,341	276,180				
				T	544,130	276,153	278,914	281,703	1,380,900				
16	Additional Funds for the Rehabilitation of 19 buses	Carolina	2015	F	105,578	-	-	-	105,578	Narrative Justification Submitted	Certification Prepared by the Municipality		
				S	26,395	-	-	-	26,395				
				T	131,973	-	-	-	131,973				
17	Preventive Maintenance Cost for Transit System	Cataño	2016	F	80,000	40,400	40,804	41,212	202,416	Narrative Justification Submitted	Certification Prepared by the Municipality	Carryover Funds \$40,000 FY 2016	
				S	20,000	10,100	10,201	10,303	50,604				
				T	100,000	50,500	51,005	51,515	253,020				
18	Preventive Maintenance Cost for Transit System	Cayey	2013	F	114,594	28,112	28,393	28,677	199,776	Narrative Justification Submitted	Certification Prepared by the Municipality	Carryover Funds \$31,614 for FY 2013 & \$27,568 for FY 2014. FY 2013 & 2014 in Application under FTA Consideration TrAMS # 5584- 2016-1	
				S	28,649	7,028	7,098	7,169	49,944				
				T	143,243	35,140	35,491	35,846	249,720				

GOVERNMENT OF PUERTO RICO  
 PUERTO RICO DEPARTMENT OF TRANSPORTATION AND PUBLIC WORKS  
 PUERTO RICO HIGHWAY AND TRANSPORTATION AUTHORITY  
 TRANSPORTATION IMPROVEMENT PROGRAM  
 FISCAL YEARS 2017 - 2020  
 Amendment #3

SECTION 5307: SAN JUAN URBANIZED AREA (SJUA)

Num.	Description		Year Apportioned	Annual Element		Three Years Program				Total	Project Justification	Source of Local Funds	Remarks
					2017	2018	2019	2020		Est. Cost			
19	Provision of Paratransit Services in Accordance with ADA Regulations	Cayey	2013	F	419,704	87,870	88,749	89,636		685,959	Narrative Justification Submitted	Certification Prepared by the Municipality	Carryover Funds \$86,368 for 2013, \$86,368 for FY 2014, \$79,984 FY 2015 & \$79,984 FY 2016. FY 2013 & 2014 in Application under FTA Consideration TrAMS # 5584-2016-1
				S	104,926	21,968	22,187	22,409		171,490			
				T	524,630	109,838	110,936	112,045		857,449			
20	Preventive Maintenance Cost for Transit System	Ciales	2017	F	20,000	20,200	20,402	20,606		81,208	Narrative Justification Submitted	Certification Prepared by the Municipality	
				S	5,000	5,050	5,101	5,152		20,302			
				T	25,000	25,250	25,503	25,758		101,510			
21	Purchase of Communication Equipment One Mobile Radio	Ciales	2017	F	10,000	-	-	-		10,000	Narrative Justification Submitted	Certification Prepared by the Municipality	
				S	2,500	-	-	-		2,500			
				T	12,500	-	-	-		12,500			
22	Acquisition of Equipment for the Maintenance of Transit Fleet	Ciales	2017	F	7,000	-	-	-		7,000	Narrative Justification Submitted	Certification Prepared by the Municipality	
				S	1,750	-	-	-		1,750			
				T	8,750	-	-	-		8,750			
23	Preventive Maintenance Cost for Transit System	Cidra	2018	F		15,150	15,302	15,455		45,907	Narrative Justification Submitted	Certification Prepared by the Municipality	
				S		3,788	3,825	3,864		11,477			
				T		18,938	19,127	19,318		57,383			

GOVERNMENT OF PUERTO RICO  
 PUERTO RICO DEPARTMENT OF TRANSPORTATION AND PUBLIC WORKS  
 PUERTO RICO HIGHWAY AND TRANSPORTATION AUTHORITY  
 TRANSPORTATION IMPROVEMENT PROGRAM  
 FISCAL YEARS 2017 - 2020  
 Amendment #3

SECTION 5307: SAN JUAN URBANIZED AREA (SJUA)

Num.	Description		Year Apportioned	Annual Element		Three Years Program				Total	Project Justification	Source of Local Funds	Remarks
					2017	2018	2019	2020		Est. Cost			
24	Design and Construction of Eight (8) Bus Stops	Corozal	2015	F	117,355	-	-	-		117,355	Narrative Justification Submitted	Certification Prepared by the Municipality	Carryover Funds \$67,200 FY 2015 & \$50,155 FY 2016 in Application under FTA Consideration TrAMS # 5489-2016-5
				S	29,339	-	-	-		29,339			
				T	146,694	-	-	-		146,694			
25	Design Improvements to the Público Vehicles Terminal at the Urban Center of Corozal - Improve pedestrian and vehicle access.	Corozal	2015	F	76,580	-	-	-		76,580	Narrative Justification Submitted	Certification Prepared by the Municipality	Carryover Funds \$76,580 FY 2016 in Application under FTA Consideration TrAMS # 5489-2016-5
				S	19,145	-	-	-		19,145			
				T	95,725	-	-	-		95,725			
26	Construction Improvements to the Público Vehicles Terminal at the Urban Center of Corozal - Improve pedestrian and vehicle access.	Corozal	2017	F		143,420	-	-		143,420	Narrative Justification Submitted	Certification Prepared by the Municipality	
				S	-	35,855	-	-		35,855			
				T	-	179,275	-	-		179,275			
27	Preventive Maintenance for Transit Fleet	Corozal	2015	F	46,198	21,205	21,417	21,631		110,451	Narrative Justification Submitted	Certification Prepared by the Municipality	Carryover Funds \$9,446 FY 2015 & \$16,355 FY 2016 in Application under FTA Consideration TrAMS # 5489-2016-5
				S	11,550	5,301	5,354	5,408		27,613			
				T	57,748	26,506	26,771	27,039		138,064			
28	Construction of 4 signage for bus stops/shelters to expand trolley route	Corozal	2015	F	22,574	-	-	-		22,574	Narrative Justification Submitted	Certification Prepared by the Municipality	Carryover Funds \$22,574 FY 2015 in Application under FTA Consideration TrAMS # 5489-2016-5
				S	5,644	-	-	-		5,644			
				T	28,218	-	-	-		28,218			



GOVERNMENT OF PUERTO RICO  
PUERTO RICO DEPARTMENT OF TRANSPORTATION AND PUBLIC WORKS  
PUERTO RICO HIGHWAY AND TRANSPORTATION AUTHORITY  
TRANSPORTATION IMPROVEMENT PROGRAM  
FISCAL YEARS 2017 - 2020  
Amendment #3

SECTION 5307: SAN JUAN URBANIZED AREA (SJUA)

Num.	Description		Year Apportioned	Annual Element		Three Years Program				Total	Project Justification	Source of Local Funds	Remarks
					2017	2018	2019	2020		Est. Cost			
29	Improvements to streets, municipal roads and sidewalk along one stop on fixed trolley route	Corozal	2015	F	119,250	-	-	-		119,250	Narrative Justification Submitted	Certification Prepared by the Municipality	Carryover Funds \$119,250 FY 2015 in Application under FTA Consideration TrAMS # 5489-2016-5. Associate Transit Improvements.
				S	29,813	-	-	-		29,813			
				T	149,063	-	-	-		149,063			
30	Preventive Maintenance Cost for Transit Fleet	Dorado	2016	F	76,273	25,308	25,561	25,817		152,959	Narrative Justification Submitted	Certification Prepared by the Municipality	Carryover Funds \$23,848 FY 2015. \$27,614 FY 2016 in FTA Grant PR-2017-005-00
				S	19,068	6,327	6,390	6,454		38,240			
				T	95,341	31,635	31,951	32,271		191,198			
31	Provision of Paratransit Services in Accordance with ADA Regulations	Dorado	2015	F	197,843	68,603	69,289	69,982		405,717	Narrative Justification Submitted	Certification Prepared by the Municipality	Carryover Funds \$64,646 FY 2015 & \$65,939 FY 2016 Total \$130,585 in FTA Grant PR-2017-005-00
				S	49,461	17,151	17,322	17,495		101,429			
				T	247,304	85,754	86,611	87,477		507,146			
32	Replacement of nine (9) vehicles for New Midsize Transit Buses	Guaynabo	2014	F	-	727,213	-	-		727,213	Narrative Justification Submitted	Certification Prepared by the Municipality	Carryover Funds from FY 2014 & 2015 in the amount of \$360K obligated for 3 of 9 vehicles in FTA Grant 2018-003
				S	-	181,803	-	-		181,803			
				T	-	909,016	-	-		909,016			
33	Preventive Maintenance Cost for Transit Fleet	Guaynabo	2013	F		161,600	163,216	164,848		489,664	Narrative Justification Submitted	Certification Prepared by the Municipality	Carryover Funds from FY 2014 & 2015 in the amount of \$360k were obligated in FTA Grant 2018-003-00
				S	-	40,400	40,804	41,212		122,416			
				T	-	202,000	204,020	206,060		612,080			

GOVERNMENT OF PUERTO RICO  
PUERTO RICO DEPARTMENT OF TRANSPORTATION AND PUBLIC WORKS  
PUERTO RICO HIGHWAY AND TRANSPORTATION AUTHORITY  
TRANSPORTATION IMPROVEMENT PROGRAM  
FISCAL YEARS 2017 - 2020  
Amendment #3

SECTION 5307: SAN JUAN URBANIZED AREA (SJUA)

Num.	Description		Year Apportioned	Annual Element		Three Years Program				Total	Project Justification	Source of Local Funds	Remarks
					2017	2018	2019	2020		Est. Cost			
34	Repairs & Improvements of Public Transportation Terminal	Guaynabo	2013	F	488,000	-	-	-		488,000	Narrative Justification Submitted	Certification Prepared by the Municipality	Carryover Funds \$488,000 FY 2013 in Application under FTA Consideration TrAMS # 1905-2016-1
				S	122,000	-	-	-		122,000			
				T	610,000	-	-	-		610,000			
35	Maintenance Expenses	Gurabo	2015	F	27,000	11,000	11,110	11,221		60,331	Narrative Justification Submitted	Certification Prepared by the Municipality	Carryover Funds \$8,000 FY 2015 & \$9,000 FY 2016 in Application under FTA Consideration TrAMS # 5489-2016-5
				S	6,750	2,750	2,778	2,805		15,083			
				T	33,750	13,750	13,888	14,026		75,414			
36	Provision for paratransit service	Gurabo	2015	F	196,493	65,933	66,592	67,258		396,277	Narrative Justification Submitted	Certification Prepared by the Municipality	Carryover Funds FY 2015 \$65,280 & \$65,280 in Application under FTA Consideration TrAMS # 5489-2016-5.
				S	49,123	16,483	16,648	16,815		99,069			
				T	245,616	82,416	83,240	84,073		495,346			
37	Preventive Maintenance Cost for Público Terminals	Humacao	2015	F	220,000	45,450	45,905	46,364		357,718	Narrative Justification Submitted	Certification Prepared by the Municipality	Carryover Funds \$135,000 FY 2015 & \$40,000 FY 2016. FY 2015 in Application under FTA Consideration TrAMS # 5567-2016-1
				S	55,000	11,363	11,476	11,591		89,430			
				T	275,000	56,813	57,381	57,954		447,148			
38	Preventive Maintenance Cost for Transit Fleet	Humacao	2013	F	135,439	56,669	57,236	57,808		307,152	Narrative Justification Submitted	Certification Prepared by the Municipality	Carryover Funds \$23,400 for FY 2013, \$1,400 for FY 2014 & \$53,970 FY 2016. FY 2013 & 2014 in Application under FTA Consideration TrAMS # 5567-2016-1
				S	33,860	14,167	14,309	14,452		76,788			
				T	169,299	70,836	71,545	72,260		383,940			

GOVERNMENT OF PUERTO RICO  
 PUERTO RICO DEPARTMENT OF TRANSPORTATION AND PUBLIC WORKS  
 PUERTO RICO HIGHWAY AND TRANSPORTATION AUTHORITY  
 TRANSPORTATION IMPROVEMENT PROGRAM  
 FISCAL YEARS 2017 - 2020  
 Amendment #3

SECTION 5307: SAN JUAN URBANIZED AREA (SJUA)

Num.	Description		Year Apportioned	Annual Element		Three Years Program			Total	Project Justification	Source of Local Funds	Remarks
					2017	2018	2019	2020	Est. Cost			
39	Provision of Paratransit Services in Accordance with ADA Regulations	Humacao	2013	F	340,000	85,850	86,709	87,576	600,134	Narrative Justification Submitted	Certification Prepared by the Municipality	Carryover Funds \$80,000 for FY 2013, \$90,000 FY 2014 & \$85,000 FY 2016. FY 2013 & 2014 in Application under FTA Consideration TrAMS # 5567-2016-1
				S	85,000	21,463	21,677	21,894	150,034			
				T	425,000	107,313	108,386	109,469	750,168			
40	Replacement of Twelve (12) Bus Passenger Shelter for Existing Trolley Route	Humacao	2013	F	144,000	-	-	-	144,000	Narrative Justification Submitted	Certification Prepared by the Municipality	Carryover Funds FY 2013 in Application under FTA Consideration TrAMS # 5567-2016-1
				S	36,000	-	-	-	36,000			
				T	180,000	-	-	-	180,000			
41	Installation of 36 Bus Stops for New Trolley Routes	Humacao	2014	F	8,640		-	-	8,640	Narrative Justification Submitted	Certification Prepared by the Municipality	Carryover Funds FY 2014 in Application under FTA Consideration TrAMS # 5567-2016-1
				S	2,160		-	-	2,160			
				T	10,800		-	-	10,800			
42	Preventive Maintenance Cost for Nine (9) Vehicles	Juncos	2014	F	180,484	53,161	33,628	13,899	281,171	Narrative Justification Submitted	Certification Prepared by the Municipality	
				S	45,121	13,290	8,407	3,475	70,293			
				T	225,604	66,451	42,035	17,374	351,464			
43	Provision of Paratransit Services in Accordance with ADA Regulations	Juncos	2015	F	215,450	65,650	66,307	66,970	414,376	Narrative Justification Submitted	Certification Prepared by the Municipality	Carryover Funds \$84,800 for FY 2015 & \$65,000 FY 2016. FY 2015 in Application under FTA Consideration TrAMS # 3050-2016-1
				S	53,863	16,413	16,577	16,742	103,594			
				T	269,313	82,063	82,883	83,712	517,970			

GOVERNMENT OF PUERTO RICO  
PUERTO RICO DEPARTMENT OF TRANSPORTATION AND PUBLIC WORKS  
PUERTO RICO HIGHWAY AND TRANSPORTATION AUTHORITY  
TRANSPORTATION IMPROVEMENT PROGRAM  
FISCAL YEARS 2017 - 2020  
Amendment #3

SECTION 5307: SAN JUAN URBANIZED AREA (SJUA)

Num.	Description		Year Apportioned	Annual Element		Three Years Program				Total	Project Justification	Source of Local Funds	Remarks
					2017	2018	2019	2020		Est. Cost			
44	Purchase of Equipment for Municipal Transit Garage	Juncos	2013	F	20,000		-	-		20,000	Narrative Justification Submitted	Certification Prepared by the Municipality	Carryover Funds FY 2013 in Application under FTA Consideration TrAMS # 3050-2016-1
				S	5,000		-	-		5,000			
				T	25,000		-	-		25,000			
45	Purchase of Computer, Equipment and Radio Communication System	Las Piedras	2013	F	4,000	-	-	-		4,000	Narrative Justification Submitted	Certification Prepared by the Municipality	Carryover Funds FY 2013 in Application under FTA Consideration TrAMS # 5489-2016-5
				S	1,000	-	-	-		1,000			
				T	5,000	-	-	-		5,000			
46	Engineering, Design and Environmental Compliance for the Construction of Maintenance Facilities, Phase I	Las Piedras	2016	F	120,000	-	-	-		120,000	Narrative Justification Submitted	Certification Prepared by the Municipality	Carryover Funds FY 2016 in Application under FTA Consideration TrAMS # 5489-2016-5
				S	30,000	-	-	-		30,000			
				T	150,000	-	-	-		150,000			
47	Provision of Paratransit Services in Accordance with ADA Regulations	Manatí	2017	F	-	61,882	61,882	61,882		185,646	Narrative Justification Submitted	Certification Prepared by the Municipality	FY 17 in FTA Grant 2018-001-00
				S	-	15,471	15,471	15,471		46,412			
				T	-	77,353	77,353	77,353		232,058			
48	Preventive Maintenance Cost for Transit Fleet	Manatí	2017	F	-	33,406	33,406	33,406		100,218	Narrative Justification Submitted	Certification Prepared by the Municipality	FY 15, 16 & 17 in FTA Grant 2018-001-00
				S	-	8,352	8,352	8,352		25,055			
				T	-	41,758	41,758	41,758		125,273			

GOVERNMENT OF PUERTO RICO  
PUERTO RICO DEPARTMENT OF TRANSPORTATION AND PUBLIC WORKS  
PUERTO RICO HIGHWAY AND TRANSPORTATION AUTHORITY  
TRANSPORTATION IMPROVEMENT PROGRAM  
FISCAL YEARS 2017 - 2020  
Amendment #3

SECTION 5307: SAN JUAN URBANIZED AREA (SJUA)

Num.	Description		Year Apportioned	Annual Element		Three Years Program				Total	Project Justification	Source of Local Funds	Remarks
					2017	2018	2019	2020		Est. Cost			
49	Environmental Study, Design and Construction of Transfer Station and Maintenance Garage	Manatí	2017	F	218,400	-	-	-		218,400	Narrative Justification Submitted	Certification Prepared by the Municipality	Subject to complete Grant in TRAMs.
				S	54,600	-	-	-		54,600			
				T	273,000	-	-	-		273,000			
50	Additional Funds for the Acquisition of Land for the Construction of Transfer Station and Maintenance Garage	Manatí	2018	F	-	146,400	-	-		146,400	Narrative Justification Submitted	Certification Prepared by the Municipality	Subject to complete Grant in TRAMs.
				S	-	36,600	-	-		36,600			
				T	-	183,000	-	-		183,000			
51	Administration and Employee Education and Training	MBA	2017	F	100,000	100,000	-	-		200,000	Narrative Justification Submitted		
				S	25,000	25,000	-	-		50,000			
				T	125,000	125,000	-	-		250,000			
52	Preventive Maintenance for Motor Bus and Demand Respond Service	MBA	2016	F	18,000,000					18,000,000	Narrative Justification Submitted		Carryover Funds \$8,000,000 FY 2016
				S	4,500,000					4,500,000			
				T	22,500,000					22,500,000			
53	Acquisition of Surveillance Security Equipment	MBA	2017	F	300,000	-	-	-		300,000	Narrative Justification Submitted		
				S	75,000	-	-	-		75,000			
				T	375,000	-	-	-		375,000			

GOVERNMENT OF PUERTO RICO  
PUERTO RICO DEPARTMENT OF TRANSPORTATION AND PUBLIC WORKS  
PUERTO RICO HIGHWAY AND TRANSPORTATION AUTHORITY  
TRANSPORTATION IMPROVEMENT PROGRAM  
FISCAL YEARS 2017 - 2020  
Amendment #3

SECTION 5307: SAN JUAN URBANIZED AREA (SJUA)

Num.	Description		Year Apportioned	Annual Element		Three Years Program				Total	Project Justification	Source of Local Funds	Remarks
					2017	2018	2019	2020		Est. Cost			
54	Bus Stop and Route Signing	MBA	2017	F	300,000	-	-	-		300,000	Narrative Justification Submitted		
				S	75,000	-	-	-		75,000			
				T	375,000	-	-	-		375,000			
55	Rehabilitation and Renovation Bus Terminal	MBA	2017	F	125,000	-	-	-		125,000	Narrative Justification Submitted		
				S	31,250	-	-	-		31,250			
				T	156,250	-	-	-		156,250			
56	Preventive Maintenance Cost for Tren Urbano	PRHTA	2016	F	-	9,000,000	15,000,000	15,000,000		39,000,000	Narrative Justification Submitted		FY 2017 with 15M in FTA Grant 2017-024-00
				S	-	2,250,000	3,750,000	3,750,000		9,750,000			
				T	-	11,250,000	18,750,000	18,750,000		48,750,000			
57	Cost Associated to parts, equipment and material for preventive maintenance acquired by First Transit	PRHTA	2016	F	1,000,000	-	-	-		1,000,000	Narrative Justification Submitted		
				S	250,000	-	-	-		250,000			
				T	1,250,000	-	-	-		1,250,000			
58	Design and Installation of a Solar Energy Project for Tren Urbano	PRHTA	2017	F	356,000		-	-		356,000	Narrative Justification Submitted		
				S	89,000	-	-	-		89,000			
				T	445,000	-	-	-		445,000			



GOVERNMENT OF PUERTO RICO  
PUERTO RICO DEPARTMENT OF TRANSPORTATION AND PUBLIC WORKS  
PUERTO RICO HIGHWAY AND TRANSPORTATION AUTHORITY  
TRANSPORTATION IMPROVEMENT PROGRAM  
FISCAL YEARS 2017 - 2020  
Amendment #3

SECTION 5307: SAN JUAN URBANIZED AREA (SJUA)

Num.	Description		Year Apportioned	Annual Element		Three Years Program				Total	Project Justification	Source of Local Funds	Remarks
					2017	2018	2019	2020		Est. Cost			
59	Funds for Vessel Parts, Equipment and Drydocking	PRHTA/ATM	2017	F	1,500,000	-	-	-		1,500,000	Narrative Justification Submitted		
				S	375,000	-	-	-		375,000			
				T	1,875,000	-	-	-		1,875,000			
60	Surveillance and Security System for Terminal and Vessels	PRHTA/ATM	2017	F	800,000	-	-	-		800,000	Narrative Justification Submitted		
				S	200,000	-	-	-		200,000			
				T	1,000,000	-	-	-		1,000,000			
61	Preventive Maintenance and Related Material Cost	PRHTA/ATM	2017	F	1,500,000					1,500,000	Narrative Justification Submitted		
				S	375,000	-	-	-		375,000			
				T	1,875,000	-	-	-		1,875,000			
62	Improvement to San Juan Maintenance Base	PRHTA/ATM	2017	F	480,000	-	-	-		480,000	Narrative Justification Submitted		
				S	120,000	-	-	-		120,000			
				T	600,000	-	-	-		600,000			
63	Rehabilitate, Rebuild and Maintain Ship Lift and Transfer System at Maintenance Base for the ATM System	PRHTA/ATM	2017	F	3,996,110	-	-	-		3,996,110	Narrative Justification Submitted		
				S	999,028	-	-	-		999,028			
				T	4,995,138	-	-	-		4,995,138			

GOVERNMENT OF PUERTO RICO  
PUERTO RICO DEPARTMENT OF TRANSPORTATION AND PUBLIC WORKS  
PUERTO RICO HIGHWAY AND TRANSPORTATION AUTHORITY  
TRANSPORTATION IMPROVEMENT PROGRAM  
FISCAL YEARS 2017 - 2020  
Amendment #3

SECTION 5307: SAN JUAN URBANIZED AREA (SJUA)

Num.	Description		Year Apportioned	Annual Element		Three Years Program				Total	Project Justification	Source of Local Funds	Remarks
					2017	2018	2019	2020		Est. Cost			
64	Purchase of Two (2) Pick Up Truck	San Juan	2013	F	40,000	-	-	-		40,000	Narrative Justification Submitted	Certification Prepared by the Municipality	Carryover Funds FY 2013 in Application under FTA Consideration TrAMS # 1886- 2016-1
				S	10,000	-	-	-		10,000			
				T	50,000	-	-	-		50,000			
65	Acquisition of Vehicles to Improve Public Transportation Services	San Juan	2017	F	650,000	-	-	-		650,000	Narrative Justification Submitted	Certification Prepared by the Municipality	
				S	162,500	-	-	-		162,500			
				T	812,500	-	-	-		812,500			
66	Improvements to the Juan Palerm (East Terminal) Público Vehicles Terminal	San Juan	2014	F	300,000		-	-		300,000	Narrative Justification Submitted	Certification Prepared by the Municipality	Carryover Funds FY 2014 in Application under FTA Consideration TrAMS # 1886- 2016-1
				S	75,000		-	-		75,000			
				T	375,000		-	-		375,000			
67	Preventive Maintenance for Red Conecta	San Juan	2016	F	1,160,350	585,977	591,837	597,755		2,935,919	Narrative Justification Submitted	Certification Prepared by the Municipality	Carryover Funds \$580,175 FY 2016 in Application under FTA Consideration TrAMS # 1886- 2016-1
				S	290,088	146,494	147,959	149,439		733,980			
				T	1,450,438	732,471	739,796	747,194		3,669,899			
68	Replacement of four (4) trolley buses	San Juan	2015	F	800,000	-	-	-		800,000	Narrative Justification Submitted	Certification Prepared by the Municipality	Carryover Funds \$800,000 FY 2015 in Application under FTA Consideration TrAMS # 1886- 2016-1
				S	200,000	-	-	-		200,000			
				T	1,000,000	-	-	-		1,000,000			

GOVERNMENT OF PUERTO RICO  
 PUERTO RICO DEPARTMENT OF TRANSPORTATION AND PUBLIC WORKS  
 PUERTO RICO HIGHWAY AND TRANSPORTATION AUTHORITY  
 TRANSPORTATION IMPROVEMENT PROGRAM  
 FISCAL YEARS 2017 - 2020  
 Amendment #3

SECTION 5307: SAN JUAN URBANIZED AREA (SJUA)

Num.	Description		Year Apportioned	Annual Element		Three Years Program				Total	Project Justification	Source of Local Funds	Remarks
					2017	2018	2019	2020		Est. Cost			
69	Construction of Paseo Lineal Miramar-Condado	San Juan	2016	F	3,200,000	-	-	-		3,200,000	Narrative Justification Submitted	Certification Prepared by the Municipality	Carryover Funds \$3,200,000 FY 2016 in Application under FTA Consideration TrAMS # 1886-2016-1. Associated Transit Improvements-Bicycle paths
				S	800,000	-	-	-		800,000			
				T	4,000,000	-	-	-		4,000,000			
70	Improvements to the Capetillo Terminal	San Juan	2017	F	106,020	-	-	-		106,020	Budget Revision to Grant PR-90-X354-00	Certification Prepared by the Municipality	In Grant PR-90-X-354-00
				S	26,505	-	-	-		26,505			
				T	132,525	-	-	-		132,525			
71	Preventive Maintenance Cost for Transit Fleet	San Lorenzo	2015	F	120,600	61,206	61,818	62,436		306,060	Narrative Justification Submitted	Certification Prepared by the Municipality	Carryover Funds \$60,000 FY 2016
				S	30,150	15,302	15,455	15,609		76,515			
				T	150,750	76,508	77,273	78,045		382,575			
72	Provision of Paratransit Services in Accordance with ADA Regulations	San Lorenzo	2015	F	72,107	72,121	72,842	73,571		290,641	Narrative Justification Submitted	Certification Prepared by the Municipality	
				S	18,027	18,030	18,211	18,393		72,660			
				T	90,134	90,151	91,053	91,963		363,301			
73	Acquisition and Installation of a Virtual Camera System for the security in the Public Transportation Routes Stop Sites	San Lorenzo	2017	F	231,200	-	-	-		231,200	Narrative Justification Submitted	Certification Prepared by the Municipality	
				S	57,800	-	-	-		57,800			
				T	289,000	-	-	-		289,000			
74	Purchase & Installation of Stop and Street Signs for the three Public Transportation Routes	San Lorenzo	2017	F	135,360	-	-	-		135,360	Narrative Justification Submitted	Certification Prepared by the Municipality	
				S	33,840	-	-	-		33,840			
				T	169,200	-	-	-		169,200			
75	Purchase & Installation of Fifteen (15) Shelters for the Public Transportation Route	San Lorenzo	2017	F	48,000	-	-	-		48,000	Narrative Justification Submitted	Certification Prepared by the Municipality	
				S	12,000	-	-	-		12,000			
				T	60,000	-	-	-		60,000			

GOVERNMENT OF PUERTO RICO  
 PUERTO RICO DEPARTMENT OF TRANSPORTATION AND PUBLIC WORKS  
 PUERTO RICO HIGHWAY AND TRANSPORTATION AUTHORITY  
 TRANSPORTATION IMPROVEMENT PROGRAM  
 FISCAL YEARS 2017 - 2020  
 Amendment #3

SECTION 5307: SAN JUAN URBANIZED AREA (SJUA)

Num.	Description		Year Apporioned	Annual Element		Three Years Program				Total	Project Justification	Source of Local Funds	Remarks
					2017	2018	2019	2020		Est. Cost			
76	Preventive Maintenance Cost for Transit Fleet	Toa Baja	2015	F	279,981	98,600	99,586	100,582		578,749	Narrative Justification Submitted	Certification Prepared by the Municipality	Carryover Funds \$91,179 FY 2015 & \$91,178 FY 2016
				S	69,995	24,650	24,897	25,145		144,687			
				T	349,976	123,250	124,483	125,727		723,436			
77	Radios Communication Units (5)	Toa Baja	2015	F	12,200	-	-	-		12,200	Narrative Justification Submitted	Certification Prepared by the Municipality	Carryover Funds \$12,200 FY 2015
				S	3,050	-	-	-		3,050			
				T	15,250	-	-	-		15,250			
78	Installation of four (4) Bus Shelter for the New Routes Candelaria Arenas and Pájaros Ward	Toa Baja	2015	F	38,720	-	-	-		38,720	Narrative Justification Submitted	Certification Prepared by the Municipality	Carryover Funds \$38,720 FY 2016
				S	9,680	-	-	-		9,680			
				T	48,400	-	-	-		48,400			
79	One (1) support vehicle for oversight and support the Transit System	Toa Baja	2015	F	24,000	-	-	-		24,000	Narrative Justification Submitted	Certification Prepared by the Municipality	Carryover Funds \$24,000 FY 2015 in Application under FTA Consideration TrAMS # 5415-2016-1
				S	6,000	-	-	-		6,000			
				T	30,000	-	-	-		30,000			
80	Provision of Paratransit Sevices in Accordance with ADA Regulations	Toa Baja	2015	F	586,676	228,757	231,045	233,355		1,279,833	Narrative Justification Submitted	Certification Prepared by the Municipality	Carryover Funds \$180,000 FY 2015 & \$180,092 FY 2016. FY 2015 in Application under FTA Consideration TrAMS # 5415-2016-1
				S	146,669	57,189	57,761	58,339		319,958			
				T	733,345	285,946	288,806	291,694		1,599,791			

GOVERNMENT OF PUERTO RICO  
 PUERTO RICO DEPARTMENT OF TRANSPORTATION AND PUBLIC WORKS  
 PUERTO RICO HIGHWAY AND TRANSPORTATION AUTHORITY  
 TRANSPORTATION IMPROVEMENT PROGRAM  
 FISCAL YEARS 2017 - 2020  
 Amendment #3

SECTION 5307: SAN JUAN URBANIZED AREA (SJUA)

Num.	Description		Year Apportioned	Annual Element		Three Years Program				Total	Project Justification	Source of Local Funds	Remarks
					2017	2018	2019	2020		Est. Cost			
81	Reconstruction for the sidewalks and handicap ramps for East route- Two (2) Phases.	Toa Baja	2015	F	542,010	-	-	-		542,010	Narrative Justification Submitted	Certification Prepared by the Municipality	Carryover Funds \$271,005 FY 2015 & \$271,005 FY 2016. FY 2015 in Application under FTA Consideration TrAMS # 5415-2016-1 Associated Transit Improvements
				S	135,503	-	-	-		135,503			
				T	677,513	-	-	-		677,513			
82	Purchase of 3 Cutaway <30 ft. 24 passenger buses for New Routes Candelaria Arena and Pájaros Ward	Toa Baja	2016	F	336,000	-	-	-		336,000	Narrative Justification Submitted	Certification Prepared by the Municipality	Carryover Funds \$336,000 FY 2016
				S	84,000	-	-	-		84,000			
				T	420,000	-	-	-		420,000			
83	Purchase of 2 Cutaway 30 ft. 24 passenger buses for New Routes to Tren Urbano	Toa Baja	2015	F	280,000	-	-	-		280,000	Narrative Justification Submitted	Certification Prepared by the Municipality	Carryover Funds \$280,000 FY 2016
				S	70,000	-	-	-		70,000			
				T	350,000	-	-	-		350,000			
84	Purchase of two (2) Paratransit Minibus to meet additional ADA demand	Toa Baja	2017	F	128,000	-	-	-		128,000	Narrative Justification Submitted	Certification Prepared by the Municipality	
				S	32,000	-	-	-		32,000			
				T	160,000	-	-	-		160,000			
85	Replacement of one (1) Trolley damaged, two (2) Paratransit Minibuses and two (2) Trolley	Toa Baja	2015	F	256,000	288,000	-	-		544,000	Narrative Justification Submitted	Certification Prepared by the Municipality	Carryover Funds \$128,000 FY 2015 & \$128,000 FY 2016
				S	64,000	72,000	-	-		136,000			
				T	320,000	360,000	-	-		680,000			

GOVERNMENT OF PUERTO RICO  
 PUERTO RICO DEPARTMENT OF TRANSPORTATION AND PUBLIC WORKS  
 PUERTO RICO HIGHWAY AND TRANSPORTATION AUTHORITY  
 TRANSPORTATION IMPROVEMENT PROGRAM  
 FISCAL YEARS 2017 - 2020  
 Amendment #3

SECTION 5307: SAN JUAN URBANIZED AREA (SJUA)

Num.	Description		Year Apportioned	Annual Element		Three Years Program				Total	Project Justification	Source of Local Funds	Remarks
					2017	2018	2019	2020	Est. Cost				
86	Renovation and repair of Público Terminal at Pueblo Ward	Trujillo Alto	2015	F	407,000	-	-	-	407,000	Narrative Justification Submitted	Certification Prepared by the Municipality	Carryover Funds \$407,000 FY 2015	
				S	101,750	-	-	-	101,750				
				T	508,750	-	-	-	508,750				
87	Acquisition of Bus system TranTA, 15 mini vans for Masive Transportation within the Municipality in five (5) fix routes.	Trujillo Alto	2016	F	1,320,000				1,320,000	Narrative Justification Submitted	Certification Prepared by the Municipality	Carryover Funds \$880,000 FY 2016	
				S	330,000	-	-	-	330,000				
				T	1,650,000	-	-	-	1,650,000				
88	Instalation of ten (10) Bus shelters for fixed routes passengers in CDB	Vega Alta	2015	F	288,000			-	288,000	Narrative Justification Submitted	Certification Prepared by the Municipality	Carryover Funds \$96,000 FY 2015 & \$96,000 FY 2016. FY 2015 in Application under FTA Consideration TrAMS # 5462-2016-1	
				S	72,000	-	-	-	72,000				
				T	360,000	-	-	-	360,000				
89	Preventive Maintenance for Transit Buses, Facilities and ADA Complementary Paratransit activities	Vega Alta	2015	F	155,141	52,751	53,279	53,811	314,982	Narrative Justification Submitted	Certification Prepared by the Municipality	Carryover Funds \$51,200 FY 2015 & \$51,712 FY 2016. FY 2015 in Application under FTA Consideration TrAMS # 5462-2016-1	
				S	38,785	13,188	13,320	13,453	78,745				
				T	193,926	65,939	66,598	67,264	393,727				
90	Operational Assistance for ADA Complementary Paratransit Activities	Vega Alta	2015	F	139,385	47,394	47,868	48,347	282,994	Narrative Justification Submitted	Certification Prepared by the Municipality	Carryover Funds \$46,000 FY 2015 & \$46,460 FY 2016. FY 2015 in Application under FTA Consideration TrAMS # 5462-2016-1	
				S	34,846	11,849	11,967	12,087	70,748				
				T	174,231	59,243	59,835	60,433	353,742				

GOVERNMENT OF PUERTO RICO  
 PUERTO RICO DEPARTMENT OF TRANSPORTATION AND PUBLIC WORKS  
 PUERTO RICO HIGHWAY AND TRANSPORTATION AUTHORITY  
 TRANSPORTATION IMPROVEMENT PROGRAM  
 FISCAL YEARS 2017 - 2020  
 Amendment #3

SECTION 5307: SAN JUAN URBANIZED AREA (SJUA)

Num.	Description		Year Apportioned	Annual Element		Three Years Program				Total	Project Justification	Source of Local Funds	Remarks
					2017	2018	2019	2020		Est. Cost			
91	Preventive Maintenance Cost for Transit Fleet	Vega Baja	2015	F	179,600	76,960	77,730	78,507		412,796	Narrative Justification Submitted	Certification Prepared by the Municipality	Carryover Funds \$57,000 FY 2015 & \$57,000 FY 2016.
				S	44,900	19,240	19,432	19,627		103,199			
				T	224,500	96,200	97,162	98,134		515,996			
92	Operation of Paratransit System in Compliance with ADA regulationss	Vega Baja	2017	F	124,400	119,200	124,400	135,200		503,200	Narrative Justification Submitted	Certification Prepared by the Municipality	
				S	31,100	29,800	31,100	33,800		125,800			
				T	155,500	149,000	155,500	169,000		629,000			
93	Acquisition of Two (2) Cutaway Bus (18-20 Passenger Capacity) for Replacement	Vega Baja	2015	F	280,000	-	-	-		280,000	Narrative Justification Submitted	Certification Prepared by the Municipality	Carryover Funds FY 2014 in Application under FTA Consideration TrAMS # 5414-2016-1
				S	70,000	-	-	-		70,000			
				T	350,000	-	-	-		350,000			
94	Repair and Rehabilitation of the Second Floor of the Public Transportation Terminal	Yabucoa	2016	F	125,000					125,000	Narrative Justification Submitted	Certification Prepared by the Municipality	Carryover Funds FY 2016 in Application under FTA Consideration TrAMS # 5489-2016-5
				S	31,250	-	-	-		31,250			
				T	156,250	-	-	-		156,250			
95	Improvements to the public transportation terminal	Aibonito	2018	F	-	83,093	-	-		83,093	Narrative Justification Submitted	The use of Toll Credits has been requested	
				S	-	16,618	-	-		16,618			
				T	-	99,711	-	-		99,711			

GOVERNMENT OF PUERTO RICO  
 PUERTO RICO DEPARTMENT OF TRANSPORTATION AND PUBLIC WORKS  
 PUERTO RICO HIGHWAY AND TRANSPORTATION AUTHORITY  
 TRANSPORTATION IMPROVEMENT PROGRAM  
 FISCAL YEARS 2017 - 2020  
 Amendment #3

SECTION 5307: SAN JUAN URBANIZED AREA (SJUA)

Num.	Description		Year Apportioned	Annual Element		Three Years Program				Total	Project Justification	Source of Local Funds	Remarks
					2017	2018	2019	2020		Est. Cost			
96	Design and Engineering for the Construction of Maintenance Facilities, Phase I	Aibonito	2018	F	-	50,400	-	-		50,400	Narrative Justification Submitted	The use of Toll Credits has been requested	
				S	-	12,600	-	-		12,600			
				T	-	63,000	-	-		63,000			
97	Construction of the Maintenance Facilities, Phase II	Aibonito	2018	F	-		310,980	-		310,980	Narrative Justification Submitted	The use of Toll Credits has been requested	
				S	-	-	77,745	-		77,745			
				T	-	-	388,725	-		388,725			
98	Acquisition of Equipment and Tools for the Maintenance Facilities	Aibonito	2018	F	-	-	80,000	-		80,000	Narrative Justification Submitted	The use of Toll Credits has been requested	
				S	-	-	20,000	-		20,000			
				T	-	-	100,000	-		100,000			
99	Design and Engineering for the Construction of Maintenance Facilities, Phase I	Barranquitas	2018	F	-	51,064	-	-		51,064	Narrative Justification Submitted	The use of Toll Credits has been requested	
				S	-	12,766	-	-		12,766			
				T	-	63,830	-	-		63,830			
100	Construction of the Maintenance Facilities, Phase II	Barranquitas	2018	F	-	-	357,608	-		357,608	Narrative Justification Submitted	The use of Toll Credits has been requested	
				S	-	-	89,402	-		89,402			
				T	-	-	447,010	-		447,010			



**GOVERNMENT OF PUERTO RICO**  
**PUERTO RICO DEPARTMENT OF TRANSPORTATION AND PUBLIC WORKS**  
**PUERTO RICO HIGHWAY AND TRANSPORTATION AUTHORITY**  
**TRANSPORTATION IMPROVEMENT PROGRAM**  
**FISCAL YEARS 2017 - 2020**  
**Amendment #3**

**SECTION 5307: SAN JUAN URBANIZED AREA (SJUA)**

Num.	Description		Year Apportioned	Annual Element		Three Years Program				Total	Project Justification	Source of Local Funds	Remarks
					2017	2018	2019	2020		Est. Cost			
101	Light Duty Support Vehicle	Bayamon	2018	F	-	36,000	-	-		36,000	Narrative Justification Submitted	The use of Toll Credits has been requested	
				S	-	9,000	-	-		9,000			
				T	-	45,000	-	-		45,000			
102	Operation and administrative equipment office of the paratransit /territorial planning programs	Bayamon	2018	F	-	8,000		-		8,000	Narrative Justification Submitted	The use of Toll Credits has been requested	
				S	-	2,000		-		2,000			
				T	-	10,000	-	-		10,000			
103	Software for automatic transit development passanger	Bayamon	2018	F		120,000		-		120,000	Narrative Justification Submitted	The use of Toll Credits has been requested	
				S	-	30,000		-		30,000			
				T	-	150,000	-	-		150,000			
104	Design & NEPA for Maintenance Facilities of SITUR	Canóvanas	2018	F	-	45,000				45,000	Narrative Justification Submitted	The use of Toll Credits has been requested	
				S	-	180,000				180,000			
				T	-	225,000				225,000			
105	Drugs and Alcohol Test	Carolina	2018	F	-	832				832	Narrative Justification Submitted	The use of Toll Credits has been requested	
				S		208				208			
				T	-	1,040				1,040			

GOVERNMENT OF PUERTO RICO  
 PUERTO RICO DEPARTMENT OF TRANSPORTATION AND PUBLIC WORKS  
 PUERTO RICO HIGHWAY AND TRANSPORTATION AUTHORITY  
 TRANSPORTATION IMPROVEMENT PROGRAM  
 FISCAL YEARS 2017 - 2020  
 Amendment #3

SECTION 5307: SAN JUAN URBANIZED AREA (SJUA)

Num.	Description		Year Apportioned	Annual Element		Three Years Program				Total	Project Justification	Source of Local Funds	Remarks
					2017	2018	2019	2020		Est. Cost			
106	Drivers and Physical Examination	Carolina	2018	F		1,800				1,800	Narrative Justification Submitted	The use of Toll Credits has been requested	
				S	-	450				450			
				T	-	2,250				2,250			
107	Employee Education Training	Carolina	2018	F	-	3,360				3,360	Narrative Justification Submitted	The use of Toll Credits has been requested	
				S	-	840				840			
				T	-	4,200		-		4,200			
108	Intelligent Transportation System- Monthly Payment Support	Carolina	2018	F		22,800				22,800	Narrative Justification Submitted	The use of Toll Credits has been requested	
				S		5,700				5,700			
				T		28,500				28,500			
109	Security Cameras/DVR System- Monthly Payment Support	Carolina	2018	F	-	24,320				24,320	Narrative Justification Submitted	The use of Toll Credits has been requested	
				S	-	6,080				6,080			
				T	-	30,400		-		30,400			
110	Repair of Bus Wash Facilities	Carolina	2018	F		10,000	10,000			20,000	Narrative Justification Submitted	The use of Toll Credits has been requested	
				S		2,500	2,500			5,000			
				T	-	12,500	12,500			25,000			

GOVERNMENT OF PUERTO RICO  
 PUERTO RICO DEPARTMENT OF TRANSPORTATION AND PUBLIC WORKS  
 PUERTO RICO HIGHWAY AND TRANSPORTATION AUTHORITY  
 TRANSPORTATION IMPROVEMENT PROGRAM  
 FISCAL YEARS 2017 - 2020  
 Amendment #3

SECTION 5307: SAN JUAN URBANIZED AREA (SJUA)

Num.	Description		Year Apporioned	Annual Element		Three Years Program				Total	Project Justification	Source of Local Funds	Remarks
					2017	2018	2019	2020		Est. Cost			
111	Replacing Communications Equipment	Carolina	2018	F		28,983				28,983	Narrative Justification Submitted	The use of Toll Credits has been requested	
				S	-	7,246				7,246			
				T	-	36,229				36,229			
112	Rehabilitation of Barrazas Bus Terminal Facilities	Carolina	2018	F	-	29,589				29,589	Narrative Justification Submitted	The use of Toll Credits has been requested	
				S	-	7,397				7,397			
				T	-	36,986				36,986			
113	Rehabilitation of Bus Drivers Rest Area	Carolina	2018	F		78,400				78,400	Narrative Justification Submitted	The use of Toll Credits has been requested	
				S		19,600				19,600			
				T		98,000				98,000			
114	Bus Rehabilitation	Carolina	2018	F	-	640,000	-	-		640,000	Narrative Justification Submitted	The use of Toll Credits has been requested	
				S	-	160,000	-	-		160,000			
				T	-	800,000	-	-		800,000			
115	Operational Assistance for ADA Paratransit Services	Cataño	2018	F	-	64,000	64,000	64,000		192,000	Narrative Justification Submitted	The use of Toll Credits has been requested	
				S		16,000	16,000	16,000		48,000			
				T	-	80,000	80,000	80,000		240,000			
116	Construction of sidewalks and Ramps, Removal of architectural Barriers along the Trolley Route	Cayey	2018	F	-	175,532				175,532	Narrative Justification Submitted	The use of Toll Credits has been requested	
				S		58,000				58,000			
				T	-	233,532	-	-		233,532			
117	Design and Construction of Five Bus Shelters and Signage for Dos Bocas New Route	Corozal	2018	F	-	104,513	-			104,513	Narrative Justification Submitted	The use of Toll Credits has been requested	
				S		26,154	-			26,154			
				T	-	130,667	-	-		130,667			
118	Design and Construction of Sidewalks along Shelter and Stops; Eldery Center, City Hall & Dos Bocas.	Corozal	2018	F		156,800				156,800	Narrative Justification Submitted	The use of Toll Credits has been requested	
				S	-	39,200				39,200			
				T	-	196,000	-	-		196,000			

GOVERNMENT OF PUERTO RICO  
PUERTO RICO DEPARTMENT OF TRANSPORTATION AND PUBLIC WORKS  
PUERTO RICO HIGHWAY AND TRANSPORTATION AUTHORITY  
TRANSPORTATION IMPROVEMENT PROGRAM  
FISCAL YEARS 2017 - 2020  
Amendment #3

SECTION 5307: SAN JUAN URBANIZED AREA (SJUA)

Num.	Description		Year Apportioned	Annual Element		Three Years Program				Total	Project Justification	Source of Local Funds	Remarks
					2017	2018	2019	2020		Est. Cost			
119	Operational Assistance for ADA Paratransit	Corozal	2018	F	-	22,992	22,992	22,992		68,976	Narrative Justification Submitted	The use of Toll Credits has been requested	
				S	-	5,748	5,748	5,748		17,244			
				T	-	28,740	28,740	28,740		86,220			
120	Acquisition of One (1) 16 Passenger Bus for Fixed Route; Dos Bocas New Route and One (1) Paratransit 11 Passenger	Corozal	2018	F	-	200,000				200,000	Narrative Justification Submitted	The use of Toll Credits has been requested	
				S	-	40,000				24,000			
				T	-	240,000	-	-		240,000			
120	Identification of Bus Stops for the Campo y Pueblo Fixed Route Service	Dorado	2018	F	-	6,531	-			6,531	Narrative Justification Submitted	The use of Toll Credits has been requested	
				S		1,633	-			1,633			
				T	-	8,164	-	-		8,164			
121	Operational Assistance for ADA Paratransit Services	Guaynabo	2018	F	-	93,726	93,726	93,726		281,179	Narrative Justification Submitted	The use of Toll Credits has been requested	
				S		23,432	23,432	23,432		70,295			
				T		117,158	117,158	117,158		351,474			
122	Design Improvements to Sidewalks on Fixed Trolley Route	Gurabo	2018	F	-	96,000	-	-		96,000	Narrative Justification Submitted	The use of Toll Credits has been requested	
				S		24,000	-	-		24,000			
				T		120,000	-	-		120,000			

GOVERNMENT OF PUERTO RICO  
PUERTO RICO DEPARTMENT OF TRANSPORTATION AND PUBLIC WORKS  
PUERTO RICO HIGHWAY AND TRANSPORTATION AUTHORITY  
TRANSPORTATION IMPROVEMENT PROGRAM  
FISCAL YEARS 2017 - 2020  
Amendment #3

SECTION 5307: SAN JUAN URBANIZED AREA (SJUA)

Num.	Description		Year Apportioned	Annual Element		Three Years Program				Total	Project Justification	Source of Local Funds	Remarks
					2017	2018	2019	2020		Est. Cost			
123	Design, Environmental Compliance and Construction of Paseo Lineal at Jaguas Ward	Gurabo	2018	F	-	40,800	-	-		40,800	Narrative Justification Submitted	The use of Toll Credits has been requested	
				S	-	10,200	-	-		10,200			
				T	-	51,000	-	-		51,000			
124	Purchase of Computer Equipment and Radio Communication System	Humacao	2018	F	-	14,728	-	-		14,728	Narrative Justification Submitted	The use of Toll Credits has been requested	
				S		3,682	-	-		3,682			
				T		18,410	-	-		18,410			
125	Purchase of Equipment for Municipal Transit Garage	Humacao	2018	F	-	1,760	-	-		1,760	Narrative Justification Submitted	The use of Toll Credits has been requested	
				S	-	440	-	-		440			
				T	-	2,200	-	-		2,200			
20	Replacement of Two(2) 30 Ft vehicles	Juncos	2018	F	-	320,000	-	-		320,000	Narrative Justification Submitted	The use of Toll Credits has been requested	
				S		80,000	-	-		80,000			
				T		400,000	-	-		400,000			

GOVERNMENT OF PUERTO RICO  
PUERTO RICO DEPARTMENT OF TRANSPORTATION AND PUBLIC WORKS  
PUERTO RICO HIGHWAY AND TRANSPORTATION AUTHORITY  
TRANSPORTATION IMPROVEMENT PROGRAM  
FISCAL YEARS 2017 - 2020  
Amendment #3

SECTION 5307: SAN JUAN URBANIZED AREA (SJUA)

Num.	Description		Year Apportioned	Annual Element		Three Years Program				Total	Project Justification	Source of Local Funds	Remarks
					2017	2018	2019	2020	Est. Cost				
126	Construction of Maintenance Facilities, Phase II	Las Piedras	2018	F	-	284,000	-	-	284,000	Narrative Justification Submitted	The use of Toll Credits has been requested		
				S	-	71,000	-	-	71,000				
				T	-	355,000	-	-	355,000				
127	Preventive Maintenance Costs for Public Transportation Terminals	Manati	2018	F	-	173,844		-	173,844	Narrative Justification Submitted	The use of Toll Credits has been requested		
				S		43,461		-	43,461				
				T		217,305		-	217,305				
128	Construction Ramps and Reconstruction Sidewalks along Trolley Route	San Lorenzo	2018	F	-	453,636		-	453,636	Narrative Justification Submitted	The use of Toll Credits has been requested		
				S		113,409		-	113,409				
				T		567,045		-	567,045				
129	Improvements to Access - Bus shelters on Fixed Routes Services (20 stops)	Vega Baja	2018	F	-	320,000		-	320,000	Narrative Justification Submitted	The use of Toll Credits has been requested		
				S		80,000		-	80,000				
				T		400,000		-	400,000				
130	Signage for Bus Stops, Route Information and Cross Walks on Fixed Routes	Vega Baja	2018	F	-	24,000	-	-	24,000	Narrative Justification Submitted	The use of Toll Credits has been requested		
				S	-	6,000	-	-	6,000				
				T	-	30,000	-	-	30,000				
131	Preventive Maintenance	Yabucoa	2018	F	-	10,000	10,000	10,000	30,000	Narrative Justification Submitted	The use of Toll Credits has been requested		
				S		5,000	5,000	5,000	15,000				
				T	-	15,000	15,000	15,000	45,000				
132	Preventive Maintenance for the Fixed Route and Paratransit Fleet	MBA	2018	F		12,000,000	-	-	12,000,000	Narrative Justification Submitted	The use of Toll Credits has been requested		
				S	-	3,000,000			3,000,000				
				T	-	15,000,000	-	-	15,000,000				
Total Federal Funds:					52,385,117	30,050,371	18,751,677	18,009,651	119,196,815				
Total State or Local Funds:					13,096,279	7,683,831	4,690,419	4,504,913	29,959,442				
Total					65,481,396	37,734,202	23,442,095	22,514,563	149,172,255				



*Government of Puerto Rico*

*Puerto Rico Department of Transportation and Public Works*  
*Puerto Rico Highway and Transportation Authority*

***Transportation Improvement Program (TIP)***  
***Fiscal Years 2017-2020***

***FEDERAL TRANSIT ADMINISTRATION (FTA)***  
***San Juan Urbanized Area (SJUA)***  
***(UA > 1,000,000 in Population)***

***Operating Assistance Special Rule***  
***Section 5307***

---

GOVERNMENT OF PUERTO RICO  
PUERTO RICO DEPARTMENT OF TRANSPORTATION AND PUBLIC WORKS  
PUERTO RICO HIGHWAY AND TRANSPORTATION AUTHORITY  
TRANSPORTATION IMPROVEMENT PROGRAM  
FISCAL YEARS 2017 - 2020  
Amendment #3

SECTION 5307: FTA OPERATING ASSISTANCE SPECIAL RULE, SAN JUAN URBANIZED AREA

Num.	Description	Grantee	Year Apportioned	Annual Element		Three Years Program			Total	Project Justification	Source of Local Funds	Remarks
					2017	2018	2019	2020	Est. Cost			
1	Operating Assistance Special Rule	PRHTA/ATI	2014	F	3,371,330				3,371,330			Carryover Funds \$1,661,361 FY 2015 & \$1,709,969 FY 2016
				S	3,371,330		-	-	3,371,330			
				T	6,742,660		-	-	6,742,660			
2	Operating Assistance Special Rule	Caguas	2015	F	179,974				179,974			Carryover Funds \$69,630 FY 2015. \$110,344 FY 2016 in Fta Grant PR-2017-003-00
				S	179,974		-	-	179,974			
				T	359,948		-	-	359,948			
3	Operating Assistance Special Rule	Carolina	2016	F	447,721				447,721			Carryover Funds \$ 447,721 FY 2016.
				S	447,721		-	-	447,721			
				T	895,442		-	-	895,442			
4	Operating Assistance Special Rule	Cayey	2016	F	53,114				53,114			Carryover Funds \$ 53,114 FY 2016.
				S	53,114		-	-	53,114			
				T	106,227		-	-	106,227			
5	Operating Assistance Special Rule	Cidra	2016	F	54,132				54,132			Carryover Funds \$ 54,132 FY 2016.
				S	54,132		-	-	54,132			
				T	108,263		-	-	108,263			



GOVERNMENT OF PUERTO RICO  
 PUERTO RICO DEPARTMENT OF TRANSPORTATION AND PUBLIC WORKS  
 PUERTO RICO HIGHWAY AND TRANSPORTATION AUTHORITY  
 TRANSPORTATION IMPROVEMENT PROGRAM  
 FISCAL YEARS 2017 - 2020  
 Amendment #3

SECTION 5307: FTA OPERATING ASSISTANCE SPECIAL RULE, SAN JUAN URBANIZED AREA

Num.	Description	Grantee	Year Apportioned	Annual Element		Three Years Program			Total	Project Justification	Source of Local Funds	Remarks
					2017	2018	2019	2020	Est. Cost			
6	Operating Assistance Special Rule	Dorado	2015	F	61,691				61,691			Carryover Funds \$30,881 FY 2015 & \$30,810 FY 2016. \$20,559 in FTA Grant PR-2017-005-00
				S	61,691		-	-	61,691			
				T	123,382		-	-	123,382			
7	Operating Assistance -Special Rule	Guaynabo	2015	F	713,537				713,537			Carryover Funds \$337,643 FY 2015 & \$375,894 FY 2016. FY 2015 in Application under FTA Consideration. TrAMS # 1905-2016-1
				S	713,537	-	-	-	713,537			
				T	1,427,075	-	-	-	1,427,075			
8	Operating Assistance -Special Rule	Gurabo	2015	F	36,884				36,884			Carryover Funds \$10,954 FY 2015 & \$20,431 FY 2016
				S	36,884	-	-	-	36,884			
				T	73,769	-	-	-	73,769			
9	Operating Assistance Special Rule	Humacao	2014	F	149,268				149,268			Carryover Funds \$50,026 FY 2014, \$47,701 FY 2015 & \$51,541 FY 2014 & 2015 in Application under FTA Consideration TrAMS # 5567-2016-1
				S	149,268		-	-	149,268			
				T	298,535		-	-	298,535			

GOVERNMENT OF PUERTO RICO  
 PUERTO RICO DEPARTMENT OF TRANSPORTATION AND PUBLIC WORKS  
 PUERTO RICO HIGHWAY AND TRANSPORTATION AUTHORITY  
 TRANSPORTATION IMPROVEMENT PROGRAM  
 FISCAL YEARS 2017 - 2020  
 Amendment #3

SECTION 5307: FTA OPERATING ASSISTANCE SPECIAL RULE, SAN JUAN URBANIZED AREA

Num.	Description	Grantee	Year Apportioned	Annual Element		Three Years Program			Total	Project Justification	Source of Local Funds	Remarks
					2017	2018	2019	2020	Est. Cost			
10	Operating Assistance Special Rule	Juncos	2015	F	121,408				121,408			Carryover Funds \$57,333 FY 2015 & \$64,074 FY 2016. FY 2015 in Application under FTA Consideration. TrAMS # 3050-2016-1
				S	121,408		-	-	121,408			
				T	242,816		-	-	242,816			
12	Operating Assistance -Special Rule	San Juan	2014	F	718,528				718,528			Carryover Funds \$214,967 FY 2014, \$227,614 FY 2015 & \$275,947 FY 2016. FY 2015 in Application under FTA Consideration TrAMS # 1886-2016-1
				S	718,528	-	-	-	718,528			
				T	1,437,056	-	-	-	1,437,056			
13	Operating Assistance Special Rule	San Lorenzo	2014	F	96,613				96,613			Carryover Funds \$37,038 FY 2015 & \$59,576. \$60,658.00 in FTA Grant PR-2017-009-00
				S	96,613		-	-	96,613			
				T	193,226		-	-	193,226			
14	Operating Assistance Special Rule	Toa Baja	2014	F	183,119				183,119			Carryover Funds \$88,397 FY 2015 & \$ 94,721 FY 2016
				S	183,119			-	183,119			
				T	366,237			-	366,237			
15	Operating Assistance -Special Rule	Vega Alta	2015	F	62,258				62,258			Carry over Funds \$17,833 FY 2015 & \$44,425 FY2016. FY 2015 in application under FTA Consideration. TrAMS # 5462-2016-1
				S	62,258	-	-	-	62,258			
				T	124,516	-	-	-	124,516			
16	Operating Assistance -Special Rule	Vega Baja	2015	F	140,726				140,726			Carryover Funds \$75,743 FY 2015 & \$64,983 FY 2016
				S	140,726	-	-	-	140,726			
				T	281,453	-	-	-	281,453			

GOVERNMENT OF PUERTO RICO  
PUERTO RICO DEPARTMENT OF TRANSPORTATION AND PUBLIC WORKS  
PUERTO RICO HIGHWAY AND TRANSPORTATION AUTHORITY  
TRANSPORTATION IMPROVEMENT PROGRAM  
FISCAL YEARS 2017 - 2020  
Amendment #3

SECTION 5307: FTA OPERATING ASSISTANCE SPECIAL RULE, SAN JUAN URBANIZED AREA

Num.	Description	Grantee	Year Apportioned	Annual Element		Three Years Program			Total	Project Justification	Source of Local Funds	Remarks
					2017	2018	2019	2020	Est. Cost			
17	Operating Assistance -Special Rule	Dorado	2018	F	-	63,502			63,502			
				S	-	63,502	-	-	63,502			
				T	-	127,004	-	-	127,004			
18	Operating Assistance -Special Rule	Cayey	2018	F	-	56,468			56,468			
				S	-	56,468			56,468			
				T	-	112,936			112,936			
19	Operating Assistance -Special Rule	Guaynabo	2018	F	-	338,015			338,015			
				S	-	338,015			338,015			
				T	-	676,030			676,030			
20	Operating Assistance -Special Rule	Juncos	2018	F	-	80,258			80,258			
				S	-	80,258	-	-	80,258			
				T	-	160,516	-	-	160,516			
21	Operating Assistance -Special Rule	Manati	2018	F	-	42,783			42,783			
				S	-	42,783			42,783			
				T	-	85,566			85,566			
22	Operating Assistance -Special Rule	Toa Baja	2018	F	-	222,857			222,857			
				S	-	222,857			222,857			
				T	-	445,714			445,714			
23	Operating Assistance -Special Rule	Vega Alta	2018	F	-	53,323			53,323			
				S	-	53,323	-	-	53,323			
				T	-	106,646	-	-	106,646			
24	Operating Assistance -Special Rule	San Lorenzo	2018	F	-	47,515			47,515			
				S	-	47,515	-	-	47,515			
				T	-	95,030	-	-	95,030			
Total Federal Funds:					6,390,303	904,721	-	-	7,295,024			
Total State or Local Funds:					6,390,303	904,721	-	-	7,295,024			
Total					12,780,605	1,809,442	-	-	14,590,047			



*Government of Puerto Rico*

*Puerto Rico Department of Transportation and Public Works*  
*Puerto Rico Highway and Transportation Authority*

***Transportation Improvement Program (TIP)***  
***Fiscal Years 2017-2020***

***FEDERAL TRANSIT ADMINISTRATION (FTA)***  
***San Juan Urbanized Area (SJUA)***  
***(UA > 1,000,000 in Population)***

***Section 5310***

---

GOVERNMENT OF PUERTO RICO  
 PUERTO RICO DEPARTMENT OF TRANSPORTATION AND PUBLIC WORKS  
 PUERTO RICO HIGHWAY AND TRANSPORTATION AUTHORITY  
 TRANSPORTATION IMPROVEMENT PROGRAM  
 FISCAL YEARS 2017 - 2020  
 Amendment #3

SECTION 5310: ELDERLY AND PERSONS WITH DISABILITIES PROGRAM, SAN JUAN URBANIZED AREA

Num.	Description	Grantee	Year	Annual Element		Three Years Program			Total Est. Cost	Project Justification	Source of Local Funds	Remarks
			Apportioned		2017	2018	2019	2020				
1	Acquisition of Three (3) Mini Buses (16 Passengers Capacity) for the Municipality of Bayamón	PRHTA	2018	F		270,000	-	-	270,000	Narrative Justification Prepared by the Municipality	Toll Credits	
				S		67,500	-	-	67,500			
				T		337,500	-	-	337,500			
2	Acquisition of Two (2) Mini Buses (16 Passengers Capacity) for the Municipality of Cataño	PRHTA	2018	F		180,000	-	-	180,000	Narrative Justification Prepared by the Municipality	Toll Credits	
				S		45,000	-	-	45,000			
				T		225,000	-	-	225,000			
3	Preventive Maintenance for 5310 Transit Fleet for the Municipality of Corozal	PRHTA	2018	F		8,184	-	-	8,184	Narrative Justification Prepared by the Municipality	Toll Credits	
				S		2,046	-	-	2,046			
				T		10,230	-	-	10,230			
4	Acquisition of Three (3) Vans (11 Passengers Capacity) for the Municipality of Juncos	PRHTA	2018	F		240,000	-	-	240,000	Narrative Justification Prepared by the Municipality	Toll Credits	
				S		60,000	-	-	60,000			
				T		300,000	-	-	300,000			
5	Acquisition of Three (3) Vehicles, Two (2) Vans (11 Passengers Capacity) and One (1) Mini Bus (16 Passenger Capacity) for the Municipality of Loíza	PRHTA	2018	F		263,508	-	-	263,508	Narrative Justification Prepared by the Municipality	Toll Credits	
				S		65,877	-	-	65,877			
				T		329,385	-	-	329,385			
6	Acquisition of Three (3) Vans (11 Passengers Capacity) for the Municipality of Vega Baja	PRHTA	2018	F		240,000	-	-	240,000	Narrative Justification Prepared by the Municipality	Toll Credits	
				S		60,000	-	-	60,000			
				T		300,000	-	-	300,000			

GOVERNMENT OF PUERTO RICO  
 PUERTO RICO DEPARTMENT OF TRANSPORTATION AND PUBLIC WORKS  
 PUERTO RICO HIGHWAY AND TRANSPORTATION AUTHORITY  
 TRANSPORTATION IMPROVEMENT PROGRAM  
 FISCAL YEARS 2017 - 2020  
 Amendment #3

SECTION 5310: ELDERLY AND PERSONS WITH DISABILITIES PROGRAM, SAN JUAN URBANIZED AREA

Num.	Description	Grantee	Year	Annual Element		Three Years Program			Total	Project Justification	Source of Local Funds	Remarks
			Apportioned		2017	2018	2019	2020	Est. Cost			
8	Preventive Maintenance for 5310 Transit Fleet for the Municipality of Aibonito	PRHTA	2018	F		8,800	-	-	8,800	Narrative Justification Prepared by the Municipality	Toll Credits	
				S		2,200	-	-	2,200			
				T		11,000	-	-	11,000			
9	Operational Assistance for 5310 Transit Fleet for the Municipality of Aibonito	PRHTA	2018	F		26,200	-	-	26,200	Narrative Justification Prepared by the Municipality	Toll Credits	
				S		26,200	-	-	26,200			
				T		52,400	-	-	52,400			
10	Preventive Maintenance for 5310 Transit Fleet for the Municipality of Cidra	PRHTA	2018	F		13,200	-	-	13,200	Narrative Justification Prepared by the Municipality	Toll Credits	
				S		3,300	-	-	3,300			
				T		16,500	-	-	16,500			
11	Operational Assistance for 5310 Transit Fleet for the Municipality of Cidra	PRHTA	2018	F		39,300	-	-	39,300	Narrative Justification Prepared by the Municipality	Toll Credits	
				S		39,300	-	-	39,300			
				T		78,600	-	-	78,600			
12	Preventive Maintenance for 5310 Transit Fleet for the Municipality of Maunabo	PRHTA	2018	F		8,800	-	-	8,800	Narrative Justification Prepared by the Municipality	Toll Credits	
				S		2,200	-	-	2,200			
				T		11,000	-	-	11,000			
13	Operational Assistance for 5310 Transit Fleet for the Municipality of Maunabo	PRHTA	2018	F		26,200	-	-	26,200	Narrative Justification Prepared by the Municipality	Toll Credits	
				S		26,200	-	-	26,200			
				T		52,400	-	-	52,400			

GOVERNMENT OF PUERTO RICO  
 PUERTO RICO DEPARTMENT OF TRANSPORTATION AND PUBLIC WORKS  
 PUERTO RICO HIGHWAY AND TRANSPORTATION AUTHORITY  
 TRANSPORTATION IMPROVEMENT PROGRAM  
 FISCAL YEARS 2017 - 2020  
 Amendment #3

SECTION 5310: ELDERLY AND PERSONS WITH DISABILITIES PROGRAM, SAN JUAN URBANIZED AREA

Num.	Description	Grantee	Year	Annual Element		Three Years Program			Total	Project Justification	Source of Local Funds	Remarks
			Apportioned		2017	2018	2019	2020	Est. Cost			
14	Preventive Maintenance for 5310 Transit Fleet for the Municipality of Salinas	PRHTA	2018	F		8,800	-	-	8,800	Narrative Justification Prepared by the Municipality	Toll Credits	
				S		2,200	-	-	2,200			
				T		11,000	-	-	11,000			
15	Operational Assistance for 5310 Transit Fleet for the Municipality of Salinas	PRHTA	2018	F		26,200	-	-	26,200	Narrative Justification Prepared by the Municipality	Toll Credits	
				S		26,200	-	-	26,200			
				T		52,400	-	-	52,400			
16	Preventive Maintenance for 5310 Transit Fleet for the Municipality of San Juan	PRHTA	2018	F		26,400	-	-	26,400	Narrative Justification Prepared by the Municipality	Toll Credits	
				S		6,600	-	-	6,600			
				T		33,000	-	-	33,000			
17	Operational Assistance for 5310 Transit Fleet for the Municipality of San Juan	PRHTA	2018	F		78,600	-	-	78,600	Narrative Justification Prepared by the Municipality	Toll Credits	
				S		78,600	-	-	78,600			
				T		157,200	-	-	157,200			
18	Preventive Maintenance for 5310 Transit Fleet for Centro Ramón Frade (Municipality of Cayey)	PRHTA	2018	F		4,400	-	-	4,400	Narrative Justification Prepared by the Municipality	Toll Credits	
				S		1,100	-	-	1,100			
				T		5,500	-	-	5,500			
19	Operational Assistance for 5310 Transit Fleet for Centro Ramón Frade (Municipality of Cayey)	PRHTA	2018	F		13,100	-	-	13,100	Narrative Justification Prepared by the Municipality	Toll Credits	
				S		13,100	-	-	13,100			
				T		26,200	-	-	26,200			

GOVERNMENT OF PUERTO RICO  
 PUERTO RICO DEPARTMENT OF TRANSPORTATION AND PUBLIC WORKS  
 PUERTO RICO HIGHWAY AND TRANSPORTATION AUTHORITY  
 TRANSPORTATION IMPROVEMENT PROGRAM  
 FISCAL YEARS 2017 - 2020  
 Amendment #3

SECTION 5310: ELDERLY AND PERSONS WITH DISABILITIES PROGRAM, SAN JUAN URBANIZED AREA

Num.	Description	Grantee	Year	Annual Element		Three Years Program			Total	Project Justification	Source of Local Funds	Remarks
			Apportioned		2017	2018	2019	2020	Est. Cost			
20	Preventive Maintenance for 5310 Transit Fleet for Fundación Modesto Gotay (Trujillo Alto)	PRHTA	2018	F		4,400	-	-	4,400	Narrative Justification Prepared by the Entity	Toll Credits	
				S		1,100	-	-	1,100			
				T		5,500	-	-	5,500			
21	Operational Assistance for 5310 Transit Fleet for Fundación Modesto Gotay (Trujillo Alto)	PRHTA	2018	F		13,100	-	-	13,100	Narrative Justification Prepared by the Entity	Toll Credits	
				S		13,100	-	-	13,100			
				T		26,200	-	-	26,200			
22	Preventive Maintenance for 5310 Transit Fleet for the Municipality of Trujillo Alto	PRHTA	2018	F		4,400	-	-	4,400	Narrative Justification Prepared by the Entity	Toll Credits	
				S		1,100	-	-	1,100			
				T		5,500	-	-	5,500			
23	Operational Assistance for 5310 Transit Fleet for the Municipality of Trujillo Alto	PRHTA	2018	F		13,100	-	-	13,100	Narrative Justification Prepared by the Entity	Toll Credits	
				S		13,100	-	-	13,100			
				T		26,200	-	-	26,200			
24	Additional Funds for Preventive Maintenance for 5310 Transit Fleet for the Municipality of Corozal	PRHTA	2018	F		8,800	-	-	8,800	Narrative Justification Prepared by the Entity	Toll Credits	
				S		2,200	-	-	2,200			
				T		11,000	-	-	11,000			
25	Operational Assistance for 5310 Transit Fleet for the Municipality of Corozal	PRHTA	2018	F		26,200	-	-	26,200	Narrative Justification Prepared by the Entity	Toll Credits	
				S		26,200	-	-	26,200			
				T		52,400	-	-	52,400			



GOVERNMENT OF PUERTO RICO  
 PUERTO RICO DEPARTMENT OF TRANSPORTATION AND PUBLIC WORKS  
 PUERTO RICO HIGHWAY AND TRANSPORTATION AUTHORITY  
 TRANSPORTATION IMPROVEMENT PROGRAM  
 FISCAL YEARS 2017 - 2020  
 Amendment #3

SECTION 5310: ELDERLY AND PERSONS WITH DISABILITIES PROGRAM, SAN JUAN URBANIZED AREA

Num.	Description	Grantee	Year	Annual Element		Three Years Program			Total	Project Justification	Source of Local Funds	Remarks
			Apportioned		2017	2018	2019	2020	Est. Cost			
26	Preventive Maintenance for 5310 Transit Fleet for the Municipality of Humacao	PRHTA	2018	F		8,800	-	-	8,800	Narrative Justification Prepared by the Entity	Toll Credits	
				S		2,200	-	-	2,200			
				T		11,000	-	-	11,000			
27	Operational Assistance for 5310 Transit Fleet for the Municipality of Humacao	PRHTA	2018	F		26,200	-	-	26,200	Narrative Justification Prepared by the Entity	Toll Credits	
				S		26,200	-	-	26,200			
				T		52,400	-	-	52,400			
28	Preventive Maintenance for 5310 Transit Fleet for the Municipality of Toa Baja	PRHTA	2018	F		8,800	-	-	8,800	Narrative Justification Prepared by the Entity	Toll Credits	
				S		2,200	-	-	2,200			
				T		11,000	-	-	11,000			
29	Operational Assistance for 5310 Transit Fleet for the Municipality of Toa Baja	PRHTA	2018	F		26,200	-	-	26,200	Narrative Justification Prepared by the Entity	Toll Credits	
				S		26,200	-	-	26,200			
				T		52,400	-	-	52,400			
30	Preventive Maintenance for 5310 Transit Fleet for the Municipality of Río Grande	PRHTA	2018	F		22,000	-	-	22,000	Narrative Justification Prepared by the Entity	Toll Credits	
				S		5,500	-	-	5,500			
				T		27,500	-	-	27,500			
31	Operational Assistance for 5310 Transit Fleet for the Municipality of Río Grande	PRHTA	2018	F		65,500	-	-	65,500	Narrative Justification Prepared by the Entity	Toll Credits	
				S		65,500	-	-	65,500			
				T		131,000	-	-	131,000			

GOVERNMENT OF PUERTO RICO  
 PUERTO RICO DEPARTMENT OF TRANSPORTATION AND PUBLIC WORKS  
 PUERTO RICO HIGHWAY AND TRANSPORTATION AUTHORITY  
 TRANSPORTATION IMPROVEMENT PROGRAM  
 FISCAL YEARS 2017 - 2020  
 Amendment #3

SECTION 5310: ELDERLY AND PERSONS WITH DISABILITIES PROGRAM, SAN JUAN URBANIZED AREA

Num.	Description	Grantee	Year	Annual Element		Three Years Program			Total	Project Justification	Source of Local Funds	Remarks
			Apportioned		2017	2018	2019	2020	Est. Cost			
31	Preventive Maintenance for 5310 Transit Fleet for the Municipality of Vega Baja	PRHTA	2018	F		22,000	-	-	22,000	Narrative Justification Prepared by the Entity	Toll Credits	
				S		5,500	-	-	5,500			
				T		27,500	-	-	27,500			
32	Operational Assistance for 5310 Transit Fleet for the Municipality of Vega Baja	PRHTA	2018	F		65,500	-	-	65,500	Narrative Justification Prepared by the Entity	Toll Credits	
				S		65,500	-	-	65,500			
				T		131,000	-	-	131,000			
33	Preventive Maintenance for 5310 Transit Fleet for the Municipality of Cataño	PRHTA	2018	F		13,200	-	-	13,200	Narrative Justification Prepared by the Entity	Toll Credits	
				S		3,300	-	-	3,300			
				T		16,500	-	-	16,500			
34	Operational Assistance for 5310 Transit Fleet for the Municipality of Cataño	PRHTA	2018	F		39,300	-	-	39,300	Narrative Justification Prepared by the Entity	Toll Credits	
				S		39,300	-	-	39,300			
				T		78,600	-	-	78,600			
35	Preventive Maintenance for 5310 Transit Fleet for the Municipality of Aguas Buenas	PRHTA	2018	F		8,800	-	-	8,800	Narrative Justification Prepared by the Entity	Toll Credits	
				S		2,200	-	-	2,200			
				T		11,000	-	-	11,000			
36	Operational Assistance for 5310 Transit Fleet for the Municipality of Aguas Buenas	PRHTA	2018	F		26,200	-	-	26,200	Narrative Justification Prepared by the Entity	Toll Credits	
				S		26,200	-	-	26,200			
				T		52,400	-	-	52,400			

GOVERNMENT OF PUERTO RICO  
 PUERTO RICO DEPARTMENT OF TRANSPORTATION AND PUBLIC WORKS  
 PUERTO RICO HIGHWAY AND TRANSPORTATION AUTHORITY  
 TRANSPORTATION IMPROVEMENT PROGRAM  
 FISCAL YEARS 2017 - 2020  
 Amendment #3

SECTION 5310: ELDERLY AND PERSONS WITH DISABILITIES PROGRAM, SAN JUAN URBANIZED AREA

Num.	Description	Grantee	Year	Annual Element		Three Years Program			Total	Project Justification	Source of Local Funds	Remarks
			Apportioned		2017	2018	2019	2020	Est. Cost			
37	Preventive Maintenance for 5310 Transit Fleet for the Municipality of Barranquitas	PRHTA	2018	F		8,800	-	-	8,800	Narrative Justification Prepared by the Entity	Toll Credits	
				S		2,200	-	-	2,200			
				T		11,000	-	-	11,000			
38	Operational Assistance for 5310 Transit Fleet for the Municipality of Barranquitas	PRHTA	2018	F		26,200	-	-	26,200	Narrative Justification Prepared by the Entity	Toll Credits	
				S		26,200	-	-	26,200			
				T		52,400	-	-	52,400			
39	Preventive Maintenance for 5310 Transit Fleet for the Municipality of Gurabo	PRHTA	2018	F		13,200	-	-	13,200	Narrative Justification Prepared by the Entity	Toll Credits	
				S		3,300	-	-	3,300			
				T		16,500	-	-	16,500			
40	Operational Assistance for 5310 Transit Fleet for the Municipality of Gurabo	PRHTA	2018	F		39,300	-	-	39,300	Narrative Justification Prepared by the Entity	Toll Credits	
				S		39,300	-	-	39,300			
				T		78,600	-	-	78,600			
41	Preventive Maintenance for 5310 Transit Fleet for the Municipality of Caguas	PRHTA	2018	F		17,600	-	-	17,600	Narrative Justification Prepared by the Entity	Toll Credits	
				S		4,400	-	-	4,400			
				T		22,000	-	-	22,000			
42	Operational Assistance for 5310 Transit Fleet for the Municipality of Caguas	PRHTA	2018	F		52,400	-	-	52,400	Narrative Justification Prepared by the Entity	Toll Credits	
				S		52,400	-	-	52,400			
				T		104,800	-	-	104,800			
43	Preventive Maintenance for 5310 Transit Fleet for the Municipality of Bayamón	PRHTA	2018	F		13,200	-	-	13,200	Narrative Justification Prepared by the Entity	Toll Credits	
				S		3,300	-	-	3,300			
				T		16,500	-	-	16,500			
44	Operational Assistance for 5310 Transit Fleet for the Municipality of Bayamón	PRHTA	2018	F		39,300	-	-	39,300	Narrative Justification Prepared by the Entity	Toll Credits	
				S		39,300	-	-	39,300			
				T		78,600	-	-	78,600			
45	Preventive Maintenance for 5310 Transit Fleet for the Municipality of Juncos	PRHTA	2018	F		13,200	-	-	13,200	Narrative Justification Prepared by the Entity	Toll Credits	
				S		3,300	-	-	3,300			
				T		16,500	-	-	16,500			

GOVERNMENT OF PUERTO RICO  
 PUERTO RICO DEPARTMENT OF TRANSPORTATION AND PUBLIC WORKS  
 PUERTO RICO HIGHWAY AND TRANSPORTATION AUTHORITY  
 TRANSPORTATION IMPROVEMENT PROGRAM  
 FISCAL YEARS 2017 - 2020  
 Amendment #3

SECTION 5310: ELDERLY AND PERSONS WITH DISABILITIES PROGRAM, SAN JUAN URBANIZED AREA

Num.	Description	Grantee	Year	Annual Element		Three Years Program			Total	Project Justification	Source of Local Funds	Remarks
			Apportioned		2017	2018	2019	2020	Est. Cost			
46	Operational Assistance for 5310 Transit Fleet for the Municipality of Juncos	PRHTA	2018	F		39,300	-	-	39,300	Narrative Justification Prepared by the Entity	Toll Credits	
			S		39,300	-	-	39,300				
			T		78,600	-	-	78,600				
47	Preventive Maintenance for 5310 Transit Fleet for the Municipality of Loíza	PRHTA	2018	F		13,200	-	-	13,200	Narrative Justification Prepared by the Entity	Toll Credits	
			S		3,300	-	-	3,300				
			T		16,500	-	-	16,500				
48	Operational Assistance for 5310 Transit Fleet for the Municipality of Loíza	PRHTA	2018	F		39,300	-	-	39,300	Narrative Justification Prepared by the Entity	Toll Credits	
			S		39,300	-	-	39,300				
			T		78,600	-	-	78,600				
49	Preventive Maintenance for 5310 Transit Fleet for (Instituto Psicopedagógico de Puerto Rico)	PRHTA	2018	F		4,400	-	-	4,400	Narrative Justification Prepared by the Entity	Toll Credits	
			S		1,100	-	-	1,100				
			T		5,500	-	-	5,500				
50	Operational Assistance for 5310 Transit Fleet for (Instituto Psicopedagógico de Puerto Rico)	PRHTA	2018	F		13,100	-	-	13,100	Narrative Justification Prepared by the Entity	Toll Credits	
			S		13,100	-	-	13,100				
			T		26,200	-	-	26,200				
51	Preventive Maintenance for 5310 Transit Fleet for the Municipality of Toa Alta	PRHTA	2018	F		4,400	-	-	4,400	Narrative Justification Prepared by the Entity	Toll Credits	
			S		1,100	-	-	1,100				
			T		5,500	-	-	5,500				
52	Operational Assistance for 5310 Transit Fleet for the Municipality of Toa Alta	PRHTA	2018	F		13,100	-	-	13,100	Narrative Justification Prepared by the Entity	Toll Credits	
			S		13,100	-	-	13,100				
			T		26,200	-	-	26,200				
53	Preventive Maintenance for 5310 Transit Fleet for (COSSMA, Las Piedras)	PRHTA	2018	F		4,400	-	-	4,400	Narrative Justification Prepared by the Entity	Toll Credits	
			S		1,100	-	-	1,100				
			T		5,500	-	-	5,500				
54	Operational Assistance for 5310 Transit Fleet for (COSSMA, Las Piedras)	PRHTA	2018	F		13,100	-	-	13,100	Narrative Justification Prepared by the Entity	Toll Credits	
			S		13,100	-	-	13,100				
			T		26,200	-	-	26,200				

GOVERNMENT OF PUERTO RICO  
 PUERTO RICO DEPARTMENT OF TRANSPORTATION AND PUBLIC WORKS  
 PUERTO RICO HIGHWAY AND TRANSPORTATION AUTHORITY  
 TRANSPORTATION IMPROVEMENT PROGRAM  
 FISCAL YEARS 2017 - 2020  
 Amendment #3

SECTION 5310: ELDERLY AND PERSONS WITH DISABILITIES PROGRAM, SAN JUAN URBANIZED AREA

Num.	Description	Grantee	Year	Annual Element		Three Years Program			Total Est. Cost	Project Justification	Source of Local Funds	Remarks
				Apportioned		2017	2018	2019				2020
55	Preventive Maintenance for 5310 Transit Fleet for (COSSMA, Yabucoa)	PRHTA	2018	F		4,400	-	-	4,400	Narrative Justification Prepared by the Entity	Toll Credits	
				S		1,100	-	-	1,100			
				T		5,500	-	-	5,500			
56	Operational Assistance for 5310 Transit Fleet for (COSSMA, Yabucoa)	PRHTA	2018	F		13,100	-	-	13,100	Narrative Justification Prepared by the Entity	Toll Credits	
				S		13,100	-	-	13,100			
				T		26,200	-	-	26,200			
57	Preventive Maintenance for 5310 Transit Fleet for (MAVI, Caguas)	PRHTA	2018	F		4,400	-	-	4,400	Narrative Justification Prepared by the Entity	Toll Credits	
				S		1,100	-	-	1,100			
				T		5,500	-	-	5,500			
58	Operational Assistance for 5310 Transit Fleet for (MAVI, Caguas)	PRHTA	2018	F		13,100	-	-	13,100	Narrative Justification Prepared by the Entity	Toll Credits	
				S		13,100	-	-	13,100			
				T		26,200	-	-	26,200			
59	Preventive Maintenance for 5310 Transit Fleet for (MAVI, Río Grande)	PRHTA	2018	F		4,400	-	-	4,400	Narrative Justification Prepared by the Entity	Toll Credits	
				S		1,100	-	-	1,100			
				T		5,500	-	-	5,500			
60	Operational Assistance for 5310 Transit Fleet for (MAVI, Río Grande)	PRHTA	2018	F		13,100	-	-	13,100	Narrative Justification Prepared by the Entity	Toll Credits	
				S		13,100	-	-	13,100			
				T		26,200	-	-	26,200			
61	Preventive Maintenance for 5310 Vehicle Fleet for the Centro Club de Oro, Inc. (Caguas)	PRHTA	2018	F		3,520			3,520	Narrative Justification Prepared by the Entity	Toll Credits	
				S		880			880			
				T		4,400			4,400			
62	Operational Assistance for 5310 vehicle fleet for Centro Club de Oro, Inc. (Caguas)	PRHTA	2018	F		6,550			6,550	Narrative Justification Prepared by the Entity	Toll Credits	
				S		6,550			6,550			
				T		13,100			13,100			
61	Program Administration	PRHTA	2016	F		249,458	-	-	249,458			
				S		-	-	-	-			
				T		249,458	-	-	249,458			
Total Federal Funds:				F		2,563,720	-	-	2,563,720			
				S		1,202,453	-	-	1,202,453			
				T		3,766,173	-	-	3,766,173			



*Government of Puerto Rico*

*Puerto Rico Department of Transportation and Public Works*  
*Puerto Rico Highway and Transportation Authority*

***Transportation Improvement Program (TIP)***  
***Fiscal Years 2017-2020***

***FEDERAL TRANSIT ADMINISTRATION (FTA)***  
***San Juan Urbanized Area (SJUA)***  
***(UA > 1,000,000 in Population)***

***State Safety Oversight Program***  
***Section 5329***

---

GOVERNMENT OF PUERTO RICO  
PUERTO RICO DEPARTMENT OF TRANSPORTATION AND PUBLIC WORKS  
PUERTO RICO HIGHWAY AND TRANSPORTATION AUTHORITY  
TRANSPORTATION IMPROVEMENT PROGRAM  
FISCAL YEARS 2017 - 2020  
Amendment #3

SECTION 5329: STATE SAFETY OVERSIGHT PROGRAM, SAN JUAN URBANIZED AREA

Num.	Description	Grantee	Year Apportioned	Annual Element		Three Years Program			Total	Project Justification	Source of Local Funds	Remarks
					2017	2018	2019	2020	Est. Cost			
1	State Safety Oversight Program	PREMA	2017	F	771,212	-	-	-	771,212			\$299,732 approved In FTA Grant PR-2017-006-00. Carryover Funds of \$303,543 FY 2016
				S	192,803	-	-	-	192,803			
				T	964,015	-	-	-	964,015			
Total Federal Funds:					771,212	-	-	-	771,212			
Total State or Local Funds:					192,803	-	-	-	192,803			
Total					964,015	-	-	-	964,015			



*Government of Puerto Rico*

*Puerto Rico Department of Transportation and Public Works*  
*Puerto Rico Highway and Transportation Authority*

***Transportation Improvement Program (TIP)***  
***Fiscal Years 2017-2020***

***FEDERAL TRANSIT ADMINISTRATION (FTA)***  
***San Juan Urbanized Area (SJUA)***  
***(UA > 1,000,000 in Population)***

***Section 5337***

---



GOVERNMENT OF PUERTO RICO  
PUERTO RICO DEPARTMENT OF TRANSPORTATION AND PUBLIC WORKS  
PUERTO RICO HIGHWAY AND TRANSPORTATION AUTHORITY  
TRANSPORTATION IMPROVEMENT PROGRAM  
FISCAL YEARS 2017 - 2020  
Amendment #3

SECTION 5337: HIGH INTENSITY FIXED GUIDEWAY STATE OF GOOD REPAIR, SAN JUAN URBANIZED AREA

Num.	Description	Grantee	Year Apportioned	Annual Element		Three Years Program			Total	Project Justification	Source of Local Funds	Remarks
					2017	2018	2019	2020	Est. Cost			
1	Preventive Maintenance cost for Tren Urbano	PRHTA	2018	F	-	11,000,000	5,000,000	5,000,000	21,000,000	Narrative Justification Submitted	The use of Toll Credits has been requested	
				S	-	2,750,000	1,250,000	1,250,000	5,250,000			
				T	-	13,750,000	6,250,000	6,250,000	25,700,000			
Total Federal Funds:					-	11,000,000	5,000,000	5,000,000	21,000,000			
Total State or Local Funds:					-	2,750,000	1,250,000	1,250,000	5,250,000			
Total					-	13,750,000	6,250,000	6,250,000	26,250,000			



*Government of Puerto Rico*

*Puerto Rico Department of Transportation and Public Works*  
*Puerto Rico Highway and Transportation Authority*

***Transportation Improvement Program (TIP)***  
***Fiscal Years 2017-2020***

***FEDERAL TRANSIT ADMINISTRATION (FTA)***  
***San Juan Urbanized Area (SJUA)***  
***(UA > 1,000,000 in Population)***

***Section 5339***

---

GOVERNMENT OF PUERTO RICO  
 PUERTO RICO DEPARTMENT OF TRANSPORTATION AND PUBLIC WORKS  
 PUERTO RICO HIGHWAY AND TRANSPORTATION AUTHORITY  
 TRANSPORTATION IMPROVEMENT PROGRAM  
 FISCAL YEARS 2017 - 2020  
 Amendment #3

SECTION 5339: BUS AND BUS FACILITIES PROGRAM, SAN JUAN URBANIZED AREA

Num.	Description	Grantee	Year		Three Years Program			Total	Total	Project Justification	Source of Local Funds	Remarks
					2017	2018	2019	2020	Est. Cost			
1	Repair and upgrade of the Francisco Pereira Transportation Terminal located at the Rafael Cordero Ave, corner of Goyco St., terminal St., and Acosta St.	Caguas	2015	F	2,531,522	-	-	-	2,531,522	Narrative Justification Submitted	Certification Prepared by the Municipality	Grant-2017-015-00
				S	632,881	-	-	-	632,881			
				T	3,164,403	-	-	-	3,164,403			
2	Renovation and Development of the Francisco Pereira Transportation Terminal	Caguas	2015	F	-	-	2,413,602	2,413,602	4,827,203	Narrative Justification Submitted	Certification Prepared by the Municipality	Subject to completion of the repair and upgrade of the terminal
				S	-	-	603,400	603,400	1,206,801			
				T	-	-	3,017,002	3,017,002	6,034,004			
3	Replacement of One (1) Paratransit Van (12 Passenger Capacity) for the Municipality of Juncos	Juncos	2015	F	72,000	-	-	-	72,000	Narrative Justification Submitted	Certification Prepared by the Municipality	
				S	18,000	-	-	-	18,000			
				T	90,000	-	-	-	90,000			
4	Improvement of the Maintenance Garage	MBA	2017	F	1,265,761	-	-	-	1,265,761	Narrative Justification Submitted		
				S	316,440	-	-	-	316,440			
				T	1,582,201	-	-	-	1,582,201			
5	Replacement of Ninty Two (92) Stop Bus Sign for the Municipality of Toa Baja	Toa Baja	2015	F	14,720	-	-	-	14,720	Narrative Justification Submitted	Certification Prepared by the Municipality	
				S	3,680	-	-	-	3,680			
				T	18,400	-	-	-	18,400			

GOVERNMENT OF PUERTO RICO  
 PUERTO RICO DEPARTMENT OF TRANSPORTATION AND PUBLIC WORKS  
 PUERTO RICO HIGHWAY AND TRANSPORTATION AUTHORITY  
 TRANSPORTATION IMPROVEMENT PROGRAM  
 FISCAL YEARS 2017 - 2020  
 Amendment #3

SECTION 5339: BUS AND BUS FACILITIES PROGRAM, SAN JUAN URBANIZED AREA

Num.	Description	Grantee	Year		Three Years Program			Total	Total	Project Justification	Source of Local Funds	Remarks
					2017	2018	2019	2020	Est. Cost			
6	Replacement of Thirty Six (36) Trolley Bus Stops, Phase 1	Bayamon	2018	F	-	176,000		-	176,000	Narrative Justification Submitted	The use of Toll Credits has been requested	
				S	-	44,000		-	44,000			
				T	-	220,000	-	-	220,000			
7	Aquisition of Two (2) trolley	Bayamon	2018	F	-	160,000	160,000	-	320,000	Narrative Justification Submitted	The use of Toll Credits has been requested	
				S	-	40,000	40,000	-	80,000			
				T	-	200,000	200,000	-	400,000			
8	Acquisition of Two (2) Paratransit Bus	Bayamon	2018	F	-	128,000		-	128,000	Narrative Justification Submitted	The use of Toll Credits has been requested	
				S	-	32,000		-	32,000			
				T	-	160,000		-	160,000			
9	Security Improvements for Market Square Terminal	Canovanas	2018	F	-	127,000			127,000	Narrative Justification Submitted	The use of Toll Credits has been requested	Lapsing Funds FY2015
				S		31,750			31,750			
				T	-	158,750			158,750			
10	Replacing and Restoring of Bus Stops Signage	Carolina	2018	F	-	20,000	-	-	20,000	Narrative Justification Submitted	Certification Prepared by the Municipality	
				S	-	5,000	-	-	5,000			
				T	-	25,000	-	-	25,000			
11	Acquisition of Three (3) 24 Passenger Minibuses for Replacement of Trolley	Cataño	2018	F	-	297,352	148,676		446,028	Narrative Justification Submitted	The use of Toll Credits has been requested	
				S		74,338	37,169		111,507			
				T	-	371,690	185,845	-	557,535			
12	Acquisition of Two (2) Passenger Trollies with Handicap Ramp for Replacement	Cidra	2018	F	-	270,320			270,320	Narrative Justification Submitted	The use of Toll Credits has been requested	
				S		67,200			67,200			
				T	-	337,520	-	-	337,520			
13	Acquisition and Installation of Six (6) Radio Communications for FTA Funded Buses.	Corozal	2018	F	-	4,032	-		4,032	Narrative Justification Submitted	The use of Toll Credits has been requested	Lapsing Funds FY2015
				S		1,008	-		1,008			
				T	-	5,040	-	-	5,040			
14	Acquisition of Equipment and Tools for the Maintenance of Buses	Corozal	2018	F		1,120			1,120	Narrative Justification Submitted	The use of Toll Credits has been requested	Lapsing Funds FY2015
				S	-	280			280			
				T	-	1,400	-	-	1,400			

GOVERNMENT OF PUERTO RICO  
 PUERTO RICO DEPARTMENT OF TRANSPORTATION AND PUBLIC WORKS  
 PUERTO RICO HIGHWAY AND TRANSPORTATION AUTHORITY  
 TRANSPORTATION IMPROVEMENT PROGRAM  
 FISCAL YEARS 2017 - 2020  
 Amendment #3

SECTION 5339: BUS AND BUS FACILITIES PROGRAM, SAN JUAN URBANIZED AREA

Num.	Description	Grantee	Year		Three Years Program			Total	Total	Project Justification	Source of Local Funds	Remarks
			Apportioned		2017	2018	2019	2020	Est. Cost			
15	Acquisition of Computer Equipment and Transportation Software	Corozal	2018	F	-	800			800	Narrative Justification Submitted	The use of Toll Credits has been requested	Lapsing Funds FY2015
				S	-	200			200			
				T	-	1,000			1,000			
16	Acquisition of Security Cameras for designated FTA facilities	Corozal	2018	F		6,000			6,000	Narrative Justification Submitted	The use of Toll Credits has been requested	Lapsing Funds FY2015
				S		1,500			1,500			
				T		7,500			7,500			
17	Replacement of Two (2) 16 passenger Fixed Route Buses	Dorado	2018	F	-	176,000	-		176,000	Narrative Justification Submitted	The use of Toll Credits has been requested	
				S		44,000	-		44,000			
				T	-	220,000	-	-	220,000			
18	Construction and Rehabilitation of 17 Bus Shelters in Fixed Route	Vega Baja	2018	F	-	67,960		-	67,960	Narrative Justification Submitted	The use of Toll Credits has been requested	
				S		16,990		-	16,990			
				T		84,950		-	84,950			
19	Replacement of buses for the fixed route fleet	MBA	2018	F	-	3,000,000			3,000,000	Narrative Justification Submitted	The use of Toll Credits has been requested	Lapsing Funds FY2015 and FY2016
				S	-	600,000			600,000			
				T	-	3,600,000			3,600,000			
20	Mid Life Overhaul 2010-2013 fleet	MBA	2018	F	-	1,600,000	-		1,600,000	Narrative Justification Submitted	The use of Toll Credits has been requested	
				S		400,000	-		400,000			
				T	-	2,000,000	-	-	2,000,000			
Total Federal Funds:					3,884,003	6,034,584	2,722,278	2,413,602	15,054,466			
Total State or Local Funds:					971,001	1,358,266	680,569	603,400	3,613,237			
Total					4,855,004	7,392,850	3,402,847	3,017,002	18,667,703			



*Government of Puerto Rico*

*Puerto Rico Department of Transportation and Public Works*

*Puerto Rico Highway and Transportation Authority*

***Transportation Improvement Program (TIP)***

***Fiscal Years 2017-2020***

***FEDERAL HIGHWAY ADMINISTRATION (FHWA)***

---

GOVERNMENT OF PUERTO RICO  
PUERTO RICO DEPARTMENT OF TRANSPORTATION AND PUBLIC WORKS  
PUERTO RICO HIGHWAY AND TRANSPORTATION AUTHORITY  
TRANSPORTATION IMPROVEMENT PROGRAM

Source of Funds			
CODE	DESCRIPTION	CODE	DESCRIPTION
MP10	Puerto Rico Highway 25% MAP-21	ER-80	Emergency Relief 2012 Supplement
MP1E	Puerto Rico Highway 25% MAP-21 Ext.	ER-90	Emergency Relief 2013 Supplement
MP20	Puerto Rico Highway NHPP 50%	STATE	Funding Provided by any agency of the Commonwealth of PR - Agency name will appear in the "Remarks" section.
MP2E	Puerto Rico Highway NHPP 50% Ext.	Earmark	Earmark Section 1934
MP30	Puerto Rico Highway HSIP 25%	ERFO	Emergency Relief for Federally Owned Roads
MP3E	Puerto Rico Highway HSIP 25% Ext.	ZP10	Puerto Rico Highway 25% - FAST
MP40	Puerto Rico Section 154 Penalty	ZP20	Puerto Rico Highway NHPP 50% - FAST
MP4E	Puerto Rico Section 154 Penalty Ext.	ZP30	Puerto Rico Highway HSIP 25% - FAST
MP50	Puerto Rico Section 164 Penalty	ZP40	Puerto Rico Section 154 Penalty - FAST
MP5E	Puerto Rico Section 164 Penalty Ext	ZP50	Puerto Rico Section 164 Penalty - FAST
Q920	High Priority Projects - TEA21		

Fund Reconciliation FY 2017-2020 - Amendment #3

STIP FY 2017

Revised on: November 27, 2017

Code	AC #	Description	Municipality	Project Phase	STIP Line*	Federal.Share	Toll.Credits	Total.Federal Funds	State.Funds	Total Amount
ZP-10	411901	Connector	Las Marias	R	22	\$1,316,301	\$323,949	\$1,640,250	\$0	\$1,640,250
	520130	DTL Phase 1	San Juan / Trujillo Alto / Caguas	C	9	\$6,933,095	\$1,733,274	\$8,666,368	\$108,000	\$8,774,368
	800474	Bridge Rehabilitation	Islandwide	R	46	\$92,120	\$23,030	\$115,150	\$1,725	\$116,875
	800477	Pavement	Islandwide	C	38	\$5,743,860	\$1,413,598	\$7,157,458	\$0	\$7,157,458
	800480	NEPA Studies (AC-918101)	San Lorenzo	NEPA	80	\$381,464	\$93,881	\$475,345	\$2,805	\$478,149
	900123	SPR	Islandwide	PE	42	\$4,815,000	\$1,185,000	\$6,000,000	\$0	\$6,000,000
	900124	Bridge Critical Findings	Islandwide	R	52	\$44,630	\$10,984	\$55,614	\$0	\$55,614
	990133	ITS	Islandwide	C	64	\$720,000	\$180,000	\$900,000	\$0	\$900,000
	018760	Feasibility Study PR-187 Bypass	Loiza	PE	7	\$391,538	\$96,360	\$487,898	\$6,205	\$494,103
	019143	Puente #194	Naguabo	C	8	\$5,269,275	\$1,245,638	\$6,514,913	\$774,901	\$7,289,814
	054509	Widening of PR-545 (Gabia)	Coamo	R	6	\$1,296,380	\$324,095	\$1,620,475	\$0	\$1,620,475
ZP-20	100081	ER - PR10	Utuaado / Adjuntas	R	24	\$244,644	\$60,208	\$304,852	\$0	\$304,852
	301133	Additional Funds - Rio Grande - Fajardo Corridor	Rio Grande / Fajardo	PE	37	\$605,969	\$151,492	\$757,461	\$6,708	\$764,169
	520130	DTL Phase 1	San Juan / Trujillo Alto / Caguas	C	9	\$15,544,358	\$3,886,090	\$19,430,448	\$113,400	\$19,543,848
	800474	Bridge Rehabilitation	Islandwide	C	46	\$10,580,001	\$2,645,000	\$13,225,001	\$0	\$13,225,001
	800475	Bridge Preservation	Islandwide	C	50	\$1,212,881	\$69,977	\$1,282,858	\$18,400	\$1,301,258
	800477	Pavement	Islandwide	C	38	\$20,074,958	\$4,940,566	\$25,015,524	\$0	\$25,015,524
	800523	Noise Barriers	Bayamon / Toa Alta	C	15	\$1,061,303	\$261,193	\$1,322,496	\$23,000	\$1,345,496
	900124	Bridge Critical Findings	Islandwide	C	52	\$424,591	\$99,229	\$523,820	\$0	\$523,820
	992477	NBIS	Islandwide	D	60	\$1,424,970	\$356,243	\$1,781,213	\$93,748	\$1,874,961
	000259	Los Almendros	Bayamon	C	17	\$613,711	\$151,039	\$764,750	\$23,000	\$787,750
	015802	Parque Tecnologico - Phase 2	Cayey	PE	5	\$404,125	\$99,458	\$503,583	\$3,000	\$506,583
	000213	Additional Funds - Aguadilla-Mayaguez Corridor	Aguadilla / Mayaguez	PE	36	\$304,000	\$76,000	\$380,000	\$0	\$380,000
	533	Environmental Study PR-5 Extension	Bayamon	NEPA	16	\$856,122	\$210,696	\$1,066,818	\$9,551	\$1,076,369
ZP-30	520130	DTL Phase 1	San Juan / Trujillo Alto / Caguas	C	9	\$3,154,653	\$788,663	\$3,943,316	\$108,000	\$4,051,316
	800492	SHSP	Islandwide	C	72	\$0	\$0	\$0	\$0	\$0
	990134	Upgrade of Safety Devices	Islandwide	C	56	\$5,738,772	\$1,434,693	\$7,173,465	\$0	\$7,173,465
	990135	Geometric Safety Improvements	Islandwide	C	68	\$22,014,003	\$5,417,777	\$27,431,780	\$0	\$27,431,780
ZP-40	990151	Section 154 & 164 Penalty	Islandwide	C	76	\$0	\$0	\$0	\$0	\$0
ZP-50	990151	Section 154 & 164 Penalty	Islandwide	C	76	\$0	\$0	\$0	\$0	\$0
Grand Total						\$111,262,724	\$27,278,132	\$138,540,856	\$1,292,443	\$139,833,298

Project Phase	Federal.Share	Toll.Credits	Total.Federal Funds	State.Funds	Total Amount
Design Total	\$1,424,970	\$356,243	\$1,781,213	\$93,748	\$1,874,961
NEPA Total	\$1,237,586	\$304,577	\$1,542,163	\$12,356	\$1,554,518
PE Total	\$6,520,632	\$1,608,310	\$8,128,942	\$15,913	\$8,144,855
ROW Total	\$2,994,075	\$742,266	\$3,736,341	\$1,725	\$3,738,066
Construction Total	\$99,085,460	\$24,266,737	\$123,352,197	\$1,168,701	\$124,520,898



Fund Reconciliation FY 2017-2020 - Amendment #3

STIP FY 2018

Revised on: November 27, 2017

Code	AC #	Description	Municipality	Project Phase	STIP Line*	Federal.Share	Toll.Credits	Total.Federal Funds	State.Funds	Total Amount
ZP-10	800356	Reconstruction of PR-135 km. 78.5	Adjuntas	C	35	\$273,600	\$68,400	\$342,000	\$18,000	\$360,000
	800485	Pavement	Islandwide	C	39	\$3,405,308	\$851,327	\$4,256,635	\$224,033	\$4,480,668
	800486	Bridge Rehabilitation	Islandwide	C	47	\$6,285,960	\$1,571,490	\$7,857,450	\$413,550	\$8,271,000
	800508	DTL Phase 4	San Juan / Trujillo Alto / Caguas	C	10	\$5,863,672	\$1,465,918	\$7,329,590	\$385,768	\$7,715,358
	900128	SPR	Islandwide	PE	43	\$4,800,000	\$1,200,000	\$6,000,000	\$0	\$6,000,000
	900129	Bridge Critical Findings	Islandwide	C	53	\$4,707,440	\$1,176,860	\$5,884,300	\$309,700	\$6,194,000
	990146	ITS	Islandwide	C	65	\$380,000	\$95,000	\$475,000	\$25,000	\$500,000
	011191	Relocation PR-111	San Sebastian / Lares	D	25	\$380,000	\$95,000	\$475,000	\$25,000	\$500,000
	556103	Villalba Bypass	Villalba	PE	33	\$380,000	\$95,000	\$475,000	\$25,000	\$500,000
	065403	Puente Victor Rojas	Arecibo	D	32	\$524,020	\$131,005	\$655,025	\$34,475	\$689,500
ZP-20	100081	ER - PR10	Utuaado / Adjuntas	C	24	\$5,668,733	\$1,417,183	\$7,085,916	\$372,943	\$7,458,859
	800485	Pavement	Islandwide	C	39	\$34,755,118	\$8,688,780	\$43,443,898	\$2,286,521	\$45,730,419
	800486	Bridge Rehabilitation	Islandwide	D	47	\$794,200	\$198,550	\$992,750	\$52,250	\$1,045,000
	800487	Bridge Preservation	Islandwide	C	51	\$2,351,440	\$587,860	\$2,939,300	\$154,700	\$3,094,000
	800508	DTL Phase 4	San Juan / Trujillo Alto / Caguas	C	10	\$7,516,356	\$1,879,089	\$9,395,445	\$494,497	\$9,889,942
	900129	Bridge Critical Findings	Islandwide	D	53	\$56,240	\$14,060	\$70,300	\$3,700	\$74,000
	990146	ITS	Islandwide	C	65	\$1,425,000	\$356,250	\$1,781,250	\$93,750	\$1,875,000
	992478	NBIS	Islandwide	D	61	\$1,432,913	\$358,228	\$1,791,141	\$0	\$1,791,141
ZP-30	800493	SHSP	Islandwide	C	73	\$2,000,000	\$500,000	\$2,500,000	\$0	\$2,500,000
	800508	DTL Phase 4	San Juan / Trujillo Alto / Caguas	C	10	\$8,347,623	\$2,086,906	\$10,434,529	\$0	\$10,434,529
	990144	Upgrade of Safety Devices	Islandwide	C	57	\$11,485,009	\$2,871,252	\$14,356,261	\$0	\$14,356,261
	990145	Geometric Safety Improvements	Islandwide	C	69	\$5,167,368	\$1,291,842	\$6,459,210	\$0	\$6,459,210
ZP-40	990152	Section 154 & 164 Penalty	Islandwide	C	77	\$1,444,000	\$361,000	\$1,805,000	\$95,000	\$1,900,000
ZP-50	990152	Section 154 & 164 Penalty	Islandwide	C	77	\$1,444,000	\$361,000	\$1,805,000	\$95,000	\$1,900,000
Grand Total						\$110,887,999	\$27,722,000	\$138,609,999	\$5,108,887	\$143,718,886

Project Phase	Federal.Share	Toll.Credits	Total.Federal Funds	State.Funds	Total Amount
Design Total	\$3,187,373	\$796,843	\$3,984,216	\$115,425	\$4,099,641
PE Total	\$5,180,000	\$1,295,000	\$6,475,000	\$25,000	\$6,500,000
Construction Total	\$102,520,626	\$25,630,157	\$128,150,783	\$4,968,462	\$133,119,245

Fund Reconciliation FY 2017-2020 - Amendment #3

STIP FY 2019

Revised on: November 27, 2017

Code	AC #	Description	Municipality	Project Phase	STIP Line*	Federal.Share	Toll.Credits	Total.Federal Funds	State.Funds	Total Amount
ZP-10	300124	DTL Phase 5	San Juan / Trujillo Alto / Caguas	C	11	\$4,366,446	\$1,091,612	\$5,458,058	\$287,266	\$5,745,324
	411901	Connector	Las Marias	C	22	\$2,280,000	\$570,000	\$2,850,000	\$150,000	\$3,000,000
	500023	Pedestrain Route	Rincon	C	23	\$3,933,725	\$983,431	\$4,917,156	\$258,798	\$5,175,954
	800511	Pavement	Islandwide	C	40	\$3,331,828	\$832,957	\$4,164,786	\$219,199	\$4,383,985
	800512	Bridge Rehabilitation	Islandwide	C	48	\$1,900,000	\$475,000	\$2,375,000	\$125,000	\$2,500,000
	900132	SPR	Islandwide	PE	44	\$4,800,000	\$1,200,000	\$6,000,000	\$0	\$6,000,000
	990153	ITS	Islandwide	C	66	\$1,140,000	\$285,000	\$1,425,000	\$75,000	\$1,500,000
	017242	Connector	Cidra	R	2	\$2,400,000	\$600,000	\$3,000,000	\$0	\$3,000,000
	018760	Design PR-187 Bypass	Loiza	D	7	\$800,000	\$200,000	\$1,000,000	\$0	\$1,000,000
	020802	Aguas Buenas Bypass	Aguas Buenas	R	3	\$1,820,000	\$455,000	\$2,275,000	\$0	\$2,275,000
	010194	Barranquitas South Bypass	Barranquitas	D	19	\$228,000	\$57,000	\$285,000	\$15,000	\$300,000
ZP-20	100076	PR-10	Adjuntas	C	34	\$6,460,000	\$1,615,000	\$8,075,000	\$425,000	\$8,500,000
	200248	Lavadero Ward (Conv. a Expreso)	Hormigueros	C	31	\$10,450,314	\$2,612,578	\$13,062,892	\$687,521	\$13,750,413
	520129	Truck Weigh Station	Juana Diaz	C	30	\$760,000	\$190,000	\$950,000	\$50,000	\$1,000,000
	800509	DTL - ITS	San Juan / Trujillo Alto / Caguas	C	12	\$8,919,680	\$2,229,920	\$11,149,600	\$586,821	\$11,736,421
	800510	DTL - Noise Barriers	San Juan / Trujillo Alto / Caguas	C	13	\$4,085,262	\$1,021,316	\$5,106,578	\$268,767	\$5,375,345
	800511	Pavement	Islandwide	C	40	\$7,931,424	\$1,982,856	\$9,914,280	\$521,804	\$10,436,084
	800512	Bridge Rehabilitation	Islandwide	C	48	\$8,213,320	\$2,053,330	\$10,266,650	\$540,350	\$10,807,000
	900133	Bridge Critical Findings	Islandwide	C	54	\$2,128,000	\$532,000	\$2,660,000	\$140,000	\$2,800,000
	990153	ITS	Islandwide	C	66	\$1,444,000	\$361,000	\$1,805,000	\$95,000	\$1,900,000
	992479	NBIS	Islandwide	D	62	\$1,400,000	\$350,000	\$1,750,000	\$0	\$1,750,000
	015801	Parque Tecnologico Phase 1	Cayey	C	4	\$0	\$0	\$0	\$13,000,000	\$13,000,000
	015802	Parque Tecnologico - Phase 2	Cayey	D	5	\$608,000	\$152,000	\$760,000	\$40,000	\$800,000
				R	5	\$800,000	\$200,000	\$1,000,000	\$0	\$1,000,000
	010166	Recreational Trail	Toa Baja	C	18	\$800,000	\$200,000	\$1,000,000	\$0	\$1,000,000
ZP-30	300124	DTL Phase 5	San Juan / Trujillo Alto / Caguas	C	11	\$1,421,053	\$355,263	\$1,776,316	\$0	\$1,776,316
	800514	Geometric Safety Improvements	Islandwide	C	70	\$10,015,747	\$2,503,937	\$12,519,684	\$0	\$12,519,684
	800515	SHSP	Islandwide	C	74	\$4,800,000	\$1,200,000	\$6,000,000	\$0	\$6,000,000
	990155	Upgrade of Safety Devices	Islandwide	C	58	\$10,763,200	\$2,690,800	\$13,454,000	\$0	\$13,454,000
ZP-40	990154	Section 154 & 164 Penalty	Islandwide	C	78	\$1,444,000	\$361,000	\$1,805,000	\$95,000	\$1,900,000
ZP-50	990154	Section 154 & 164 Penalty	Islandwide	C	78	\$1,444,000	\$361,000	\$1,805,000	\$95,000	\$1,900,000
Grand Total						\$110,888,000	\$27,722,000	\$138,610,000	\$17,675,526	\$156,285,526

Project Phase	Federal.Share	Toll.Credits	Total.Federal Funds	State.Funds	Total Amount
Design Total	\$3,036,000	\$759,000	\$3,795,000	\$55,000	\$3,850,000
PE Total	\$4,800,000	\$1,200,000	\$6,000,000	\$0	\$6,000,000
ROW Total	\$5,020,000	\$1,255,000	\$6,275,000	\$0	\$6,275,000
Construction Total	\$98,032,000	\$24,508,000	\$122,540,000	\$17,620,526	\$140,160,526

Fund Reconciliation FY 2017-2020 - Amendment #3

STIP FY 2020

Revised on: November 27, 2017

Code	AC #	Description	Municipality	Project Phase	STIP Line*	Federal.Share	Toll.Credits	Total.Federal Funds	State.Funds	Total Amount
ZP-10	800516	Bridge Rehabilitation	Islandwide	C	49	\$2,945,000	\$736,250	\$3,681,250	\$193,750	\$3,875,000
	800518	Pavement	Islandwide	C	41	\$11,503,560	\$2,875,890	\$14,379,450	\$756,813	\$15,136,263
	900134	SPR	Islandwide	PE	45	\$4,800,000	\$1,200,000	\$6,000,000	\$0	\$6,000,000
	900135	Bridge Critical Findings	Islandwide	C	55	\$2,731,440	\$682,860	\$3,414,300	\$179,700	\$3,594,000
	990156	ITS	Islandwide	C	67	\$3,040,000	\$760,000	\$3,800,000	\$200,000	\$4,000,000
	011213	Improvements to PR-112 & PR-4494	Isabela	D	20	\$95,000	\$23,750	\$118,750	\$6,250	\$125,000
	084511	Widening PR-845	San Juan / Trujillo Alto	D	1	\$285,000	\$71,250	\$356,250	\$18,750	\$375,000
	011191	Relocation PR-111	San Sebastian / Lares	R	25	\$1,600,000	\$400,000	\$2,000,000	\$0	\$2,000,000
ZP-20	200200	Overpass	Mayaguez	R	26	\$1,600,000	\$400,000	\$2,000,000	\$0	\$2,000,000
	200241	Interseccion PR-2/Post/Llorens (La Vita)	Mayaguez	D	29	\$1,520,000	\$380,000	\$1,900,000	\$100,000	\$2,000,000
	800497	Cancer Center	San Juan	C	14	\$18,639,570	\$4,659,892	\$23,299,462	\$1,226,287	\$24,525,750
	800516	Bridge Rehabilitation	Islandwide	C	49	\$6,547,400	\$1,636,850	\$8,184,250	\$430,750	\$8,615,000
	800518	Pavement	Islandwide	C	41	\$18,978,031	\$4,744,508	\$23,722,538	\$1,248,555	\$24,971,093
	800523	Noise Barriers	Bayamon / Toa Alta	C	15	\$1,520,000	\$380,000	\$1,900,000	\$100,000	\$2,000,000
	990156	ITS	Islandwide	C	67	\$1,320,000	\$330,000	\$1,650,000	\$86,842	\$1,736,842
	000218	Aguadilla Airport	Aguadilla	R	21	\$800,000	\$200,000	\$1,000,000	\$0	\$1,000,000
	010029	Widening PR-100	Cabo Rojo	R	28	\$240,000	\$60,000	\$300,000	\$0	\$300,000
	012201	Connector Phase II	Lajas / San German	D	27	\$475,000	\$118,750	\$593,750	\$31,250	\$625,000
	TBD	NBIS	Islandwide	D	63	\$1,600,000	\$400,000	\$2,000,000	\$0	\$2,000,000
	533	Environmental Study PR-5 Extension	Bayamon	D	16	\$760,000	\$190,000	\$950,000	\$50,000	\$1,000,000
ZP-30	800519	Upgrade of Safety Devices	Islandwide	C	59	\$4,000,000	\$1,000,000	\$5,000,000	\$0	\$5,000,000
	800520	SHSP	Islandwide	C	75	\$3,041,302	\$760,326	\$3,801,628	\$0	\$3,801,628
	800521	Geometric Safety Improvements	Islandwide	C	71	\$19,958,698	\$4,989,674	\$24,948,372	\$0	\$24,948,372
ZP-40	990157	Section 154 & 164 Penalty	Islandwide	C	79	\$1,444,000	\$361,000	\$1,805,000	\$95,000	\$1,900,000
ZP-50	990157	Section 154 & 164 Penalty	Islandwide	C	79	\$1,444,000	\$361,000	\$1,805,000	\$95,000	\$1,900,000
Grand Total						\$110,888,000	\$27,722,000	\$138,610,000	\$4,818,947	\$143,428,948

Project Phase	Federal.Share	Toll.Credits	Total.Federal Funds	State.Funds	Total Amount
Design Total	\$4,735,000	\$1,183,750	\$5,918,750	\$206,250	\$6,125,000
PE Total	\$4,800,000	\$1,200,000	\$6,000,000	\$0	\$6,000,000
ROW Total	\$4,240,000	\$1,060,000	\$5,300,000	\$0	\$5,300,000
Construction Total	\$97,113,000	\$24,278,250	\$121,391,250	\$4,612,697	\$126,003,948

GOVERNMENT OF PUERTO RICO  
PUERTO RICO DEPARTMENT OF TRANSPORTATION AND PUBLIC WORKS  
PUERTO RICO HIGHWAY AND TRANSPORTATION AUTHORITY  
TRANSPORTATION IMPROVEMENT PROGRAM  
FISCAL YEARS 2017-2020\*\*  
AMENDMENT # 3

Legend:  
F - Federal Funds  
TC - Toll Credits Funds  
S - State /Local Funds  
T - Total Funds

Núm.	AC-Code / Oracle # / Fed # / Program Code	Description	Town	Phase	Fed. Past Obligations / Locally Funded	TIP Fiscal Year				Future Investment	Total Est. Cost	Remarks	
						2017	2018	2019	2020				
UA>1,000,000 Population (San Juan)													
1	AC-084511 R000845011 MP-845(2) ZP-10	Widening PR-845 from Pasternak Street to Int. PR-199	San Juan Trujillo Alto	NEPA	F	402,906	-	-	-	-	-	402,906	Change in Fiscal Year from 2018 to 2020  

\*Fund Reconciliation for each project can be found on pages FHWA-3 thru FHWA-6  
\*\*Retroactive TC will be use for projects currently under construction.

GOVERNMENT OF PUERTO RICO  
PUERTO RICO DEPARTMENT OF TRANSPORTATION AND PUBLIC WORKS  
PUERTO RICO HIGHWAY AND TRANSPORTATION AUTHORITY  
TRANSPORTATION IMPROVEMENT PROGRAM  
FISCAL YEARS 2017-2020\*\*  
AMENDMENT # 3

Legend:  
F - Federal Funds  
TC - Toll Credits Funds  
S - State /Local Funds  
T - Total Funds

Núm.	AC-Code / Oracle # / Fed # / Program Code	Description	Town	Phase	Fed. Past Obligations / Locally Funded	TIP Fiscal Year				Future Investment	Total Est. Cost	Remarks		
						2017	2018	2019	2020					
3	AC-020802 S000208002 MP-208(2) ZP-10	AGUAS BUENAS BYPASS FROM PR-156, KM 53 TO PR-173, LENGTH 3.1	Aguas Buenas	NEPA	F	-	-	-	-	-	-	-		
					TC	-	-	-	-	-	-	-		
					S	-	-	-	-	-	-	-		
					T	-	-	-	-	-	-	-		
				Pre-Engineering	F	635,000	-	-	-	-	-	635,000		
					TC	65,000	-	-	-	-	-	65,000		
					S	-	-	-	-	-	-	-		
					T	700,000	-	-	-	-	-	700,000		
				Design	F	-	-	-	-	-	-	-		
					TC	-	-	-	-	-	-	-		
					S	-	-	-	-	-	-	-		
					T	-	-	-	-	-	-	-		
				ROW	F	-	-	-	1,820,000	-	-	1,820,000		
					TC	-	-	-	455,000	-	-	455,000		
					S	-	-	-	-	-	-	-		
					T	-	-	-	2,275,000	-	-	2,275,000		
Construction	F	-	-	-	-	-	22,800,000	22,800,000	Estimated Time of Completion December 2025					
	TC	-	-	-	-	-	5,700,000	5,700,000						
	S	-	-	-	-	-	1,500,000	1,500,000						
	T	-	-	-	-	-	30,000,000	30,000,000						
Total Estimated Project Cost					700,000	-	-	2,275,000	-	30,000,000	32,975,000			
4	AC-015801 Y000158001 ZP-20	CONSTRUCTION OF PR-158, FROM PR- 743 TO PARQUE TECNOLÓGICO ENTRANCE - Phase 1	Cayey	NEPA	F	-	-	-	-	-	-	-		
					TC	-	-	-	-	-	-	-	-	
					S	-	-	-	-	-	-	-	-	
					T	-	-	-	-	-	-	-	-	
				Pre-Engineering	F	-	-	-	-	-	-	-	-	NEPA, Design, IAR and PS&E will be covered in AC-015802
					TC	-	-	-	-	-	-	-	-	
					S	-	-	-	-	-	-	-	-	
					T	-	-	-	-	-	-	-	-	
				Design	F	-	-	-	-	-	-	-	-	Final Design added in AC-015802
					TC	-	-	-	-	-	-	-	-	
					S	-	-	-	-	-	-	-	-	
					T	-	-	-	-	-	-	-	-	
				ROW	F	-	-	-	-	-	-	-	-	
					TC	-	-	-	-	-	-	-	-	
					S	-	-	-	-	-	-	-	-	
					T	-	-	-	-	-	-	-	-	
Construction	F	-	-	-	-	-	-	-	-					
	TC	-	-	-	-	-	-	-	-					
	S	-	-	13,000,000	-	-	-	13,000,000						
	T	-	-	13,000,000	-	-	-	13,000,000						
Total Estimated Project Cost					-	-	13,000,000	-	-	13,000,000				

\*Fund Reconciliation for each project can be found on pages FHWA-3 thru FHWA-6  
\*\*Retroactive TC will be use for projects currently under construction.

GOVERNMENT OF PUERTO RICO  
PUERTO RICO DEPARTMENT OF TRANSPORTATION AND PUBLIC WORKS  
PUERTO RICO HIGHWAY AND TRANSPORTATION AUTHORITY  
TRANSPORTATION IMPROVEMENT PROGRAM  
FISCAL YEARS 2017-2020\*\*  
AMENDMENT # 3

Legend:  
F - Federal Funds  
TC - Toll Credits Funds  
S - State /Local Funds  
T - Total Funds

Núm.	AC-Code / Oracle # / Fed # / Program Code	Description	Town	Phase	Fed. Past Obligations / Locally Funded	TIP Fiscal Year				Future Investment	Total Est. Cost	Remarks
						2017	2018	2019	2020			
5	AC-015802 Y000158002  ZP-20	CONSTRUCTION CONNECTOR PR-158, PHASE II FROM [PARQUE TECNOLÓGICO TO PR-1, CAYEY	Cayey	NEPA	F	-	-	-	-	-	-	Also includes NEPA, Design, IAR and PS&E for AC-015801
					TC	-	-	-	-	-	-	
					S	125,000	-	-	-	-	125,000	
					T	125,000	-	-	-	-	125,000	
				Pre-Engineering	F	-	404,125	-	-	-	404,125	Originally Programmed with \$1M, Obligated in FY 2017 with\$506,583.
					TC	-	99,458	-	-	-	99,458	
					S	-	3,000	-	-	-	3,000	
					T	-	506,583	-	-	-	506,583	
				Design	F	-	-	608,000	-	-	608,000	Final Design added - Includes AC- 015801
					TC	-	-	152,000	-	-	152,000	
					S	-	-	40,000	-	-	40,000	
					T	-	-	800,000	-	-	800,000	
				ROW	F	-	-	800,000	-	-	800,000	
					TC	-	-	200,000	-	-	200,000	
					S	-	-	-	-	-	-	
					T	-	-	1,000,000	-	-	1,000,000	
				Construction	F	-	-	-	-	7,600,000	7,600,000	Change in Fiscal Year from 2020 to Future Investment
					TC	-	-	-	-	1,900,000	1,900,000	
					S	-	-	-	-	500,000	500,000	
					T	-	-	-	-	10,000,000	10,000,000	
				Total Estimated Project Cost					-	10,000,000	12,431,583	
6	AC-054509 L000545009  ZP-10	PR-545 Widening from PR-52 (Km. 1.03) to PR-14 (km. 6.03)	Coamo	NEPA	F	-	-	-	-	-	-	
					TC	-	-	-	-	-	-	
					S	-	-	-	-	-	-	
					T	-	-	-	-	-	-	
				Pre-Engineering	F	-	-	-	-	-	-	
					TC	-	-	-	-	-	-	
					S	125,000	-	-	-	-	125,000	
					T	125,000	-	-	-	-	125,000	
				Design	F	-	-	-	-	-	-	
					TC	-	-	-	-	-	-	
					S	-	-	-	-	-	-	
					T	-	-	-	-	-	-	
				ROW	F	-	1,300,431	-	-	-	1,300,431	Originally Programmed with \$1,620,000. Obligated in FY 2017 with \$1,620,475.
					TC	-	320,044	-	-	-	320,044	
					S	-	-	-	-	-	-	
					T	-	1,620,475	-	-	-	1,620,475	
				Construction	F	-	-	-	-	3,800,000	3,800,000	Change in Fiscal Year from 2020 to Future Investment
					TC	-	-	-	-	950,000	950,000	
					S	-	-	-	-	250,000	250,000	
					T	-	-	-	-	5,000,000	5,000,000	
				Total Estimated Project Cost					-	5,000,000	6,745,475	

\*Fund Reconciliation for each project can be found on pages FHWA-3 thru FHWA-6  
\*\*Retroactive TC will be use for projects currently under construction.

GOVERNMENT OF PUERTO RICO  
PUERTO RICO DEPARTMENT OF TRANSPORTATION AND PUBLIC WORKS  
PUERTO RICO HIGHWAY AND TRANSPORTATION AUTHORITY  
TRANSPORTATION IMPROVEMENT PROGRAM  
FISCAL YEARS 2017-2020\*\*  
AMENDMENT # 3

Legend:  
F - Federal Funds  
TC - Toll Credits Funds  
S - State /Local Funds  
T - Total Funds

Núm.	AC-Code / Oracle # / Fed # / Program Code	Description	Town	Phase	Fed. Past Obligations / Locally Funded	TIP Fiscal Year				Future Investment	Total Est. Cost	Remarks		
						2017	2018	2019	2020					
7	AC-018760 S000187060  ZP-10	Feasibility and Update Envrinmental Study South Bypass from PR-188 to Mediania Baja (PR-187) (CFHWA)	Loíza	NEPA	F	-	-	-	-	-	-	Originally Programmed with \$400k. Obligated in FY 2017 in the amount of \$494,103		
					TC	-	-	-	-	-	-			
					S	-	-	-	-	-	-			
					T	-	-	-	-	-	-			
				Pre-Engineering	F	-	391,538	-	-	-	391,538		Design Phase Added	
					TC	-	96,360	-	-	-	96,360			
					S	-	6,205	-	-	-	6,205			
					T	-	494,103	-	-	-	494,103			
				Design	F	-	-	-	800,000	-	800,000			Change in Fiscal Year from 2019 to Future Investment
					TC	-	-	-	200,000	-	200,000			
					S	-	-	-	-	-	-			
					T	-	-	-	1,000,000	-	1,000,000			
				ROW	F	-	-	-	-	1,425,000	1,425,000			
TC	-	-	-		-	356,250	356,250							
S	-	-	-		-	93,750	93,750							
T	-	-	-		-	1,875,000	1,875,000							
Construction	F	-	-	-	-	5,320,000	5,320,000	Total Estimated Project Cost						
	TC	-	-	-	-	1,330,000	1,330,000							
	S	-	-	-	-	350,000	350,000							
	T	-	-	-	-	7,000,000	7,000,000							
					-	494,103	-		1,000,000	-	8,875,000	10,369,103		
8	AC-019143 B000191043 MP-31 (20) & 31(21) ZP-10	Replacement of Bridge #194 PR-31 km 8.8	Naguabo	NEPA	F	-	-		-	-	-	-	Originally Programmed with \$3.8M. Obligated in FY 2017 with \$7,289,814	
					TC	-	-		-	-	-	-		
					S	-	-		-	-	-	-		
					T	-	-		-	-	-	-		
				Pre-Engineering	F	341,295	-		-	-	-	341,295		Total Estimated Project Cost
					TC	85,324	-		-	-	-	85,324		
					S	-	-		-	-	-	-		
					T	426,619	-		-	-	-	426,619		
				Design	F	-	-	-	-	-	-			
					TC	-	-	-	-	-	-			
					S	-	-	-	-	-	-			
					T	-	-	-	-	-	-			
				ROW	F	219,965	-	-	-	-	219,965			
TC	54,135	-	-		-	-	54,135							
S	-	-	-		-	-	-							
T	274,100	-	-		-	-	274,100							
Construction	F	-	5,269,275	-	-	-	5,269,275							
	TC	-	1,245,638	-	-	-	1,245,638							
	S	-	774,901	-	-	-	774,901							
	T	-	7,289,814	-	-	-	7,289,814							
					700,719	7,289,814	-		-	-	-		7,990,533	

\*Fund Reconciliation for each project can be found on pages FHWA-3 thru FHWA-6  
\*\*Retroactive TC will be use for projects currently under construction.

GOVERNMENT OF PUERTO RICO  
PUERTO RICO DEPARTMENT OF TRANSPORTATION AND PUBLIC WORKS  
PUERTO RICO HIGHWAY AND TRANSPORTATION AUTHORITY  
TRANSPORTATION IMPROVEMENT PROGRAM  
FISCAL YEARS 2017-2020\*\*  
AMENDMENT # 3

Legend:  
F - Federal Funds  
TC - Toll Credits Funds  
S - State /Local Funds  
T - Total Funds

Núm.	AC-Code / Oracle # / Fed # / Program Code	Description	Town	Phase	Fed. Past Obligations / Locally Funded	TIP Fiscal Year				Future Investment	Total Est. Cost	Remarks		
						2017	2018	2019	2020					
9	AC-520130 T000522130  ZP-10, ZP-20, ZP-30	Congestion Managed Lanes - Phase 1 - PR-52 -San Juan (km. 0.30 to km. 9.16) - Two additional lanes on the median of PR-18 and PR-52 from San Juan to Caguas. These lanes will be managed using dynamic tolling to provide a reliable travel time for users. These lanes will be reversible (AM northbound and PM southbound.	San Juan Trujillo Alto Caguas	NEPA	F	-	-	-	-	-	-			
					TC	-	-	-	-	-	-			
					S	-	-	-	-	-	-			
					T	-	-	-	-	-	-			
				Pre-Engineering	F	-	-	-	-	-	-	-	-	
					TC	-	-	-	-	-	-	-	-	
					S	-	-	-	-	-	-	-	-	
					T	-	-	-	-	-	-	-	-	
				Design	F	-	-	-	-	-	-	-	-	
					TC	-	-	-	-	-	-	-	-	
					S	-	-	-	-	-	-	-	-	
					T	-	-	-	-	-	-	-	-	Originally Programmed with
				ROW	F	-	-	-	-	-	-	-	-	\$32,825,684. Obligated in FY 2017
TC	-	-	-		-	-	-	-	-	in the amount of \$32,369,532				
S	-	-	-		-	-	-	-	-					
T	-	-	-		-	-	-	-	-					
Construction	F	-	28,109,192	-	-	-	-	-	28,109,192					
	TC	-	3,930,940	-	-	-	-	-	3,930,940	Please See Administrative Project				
	S	-	329,400	-	-	-	-	-	329,400	Modification on Page FHWA-71				
	T	-	32,369,532	-	-	-	-	-	32,369,532					
Total Estimated Project Cost						-	32,369,532	-	-	-	32,369,532			
10	AC-800508 L009999508  ZP-10, ZP-20, ZP-30	Congestion Managed Lanes - Phase 4 - PR-52 /PR-30 - Caguas (km. 13.96 to km 16.63) - Improve the PR-52/PR-30 Interchange by providing a bridge interconnecting both roadways. The bridge will improve access from PR-1 to PR-52 northbound for all users, and provide access from PR-30 to PR-52 (AM) and from PR-52 to PR-30 (PM) for users of the dynamic toll facility. This phase will also provide open road tolling at the Caguas Norte Toll Plaza.	San Juan Trujillo Alto Caguas	NEPA	F	-	-	-	-	-	-			
					TC	-	-	-	-	-	-	-	-	
					S	-	-	-	-	-	-	-	-	
					T	-	-	-	-	-	-	-	-	
				Pre-Engineering	F	-	-	-	-	-	-	-	-	
					TC	-	-	-	-	-	-	-	-	
					S	-	-	-	-	-	-	-	-	
					T	-	-	-	-	-	-	-	-	
				Design	F	-	-	-	-	-	-	-	-	
					TC	-	-	-	-	-	-	-	-	
					S	-	-	-	-	-	-	-	-	
					T	-	-	-	-	-	-	-	-	
				ROW	F	-	-	-	-	-	-	-	-	
TC	-	-	-		-	-	-	-	-					
S	-	-	-		-	-	-	-	-					
T	-	-	-		-	-	-	-	-					
Construction	F	-	-	21,727,651	-	-	-	21,727,651		Change in Budget from \$28,087,067.00 to \$28,039,828.46.				
	TC	-	-	5,431,913	-	-	-	5,431,913						
	S	-	-	880,265	-	-	-	880,265						
	T	-	-	28,039,828	-	-	-	28,039,828						
Total Estimated Project Cost						-	-	28,039,828	-	-	-	28,039,828		

\*Fund Reconciliation for each project can be found on pages FHWA-3 thru FHWA-6  
\*\*Retroactive TC will be use for projects currently under construction.



GOVERNMENT OF PUERTO RICO  
PUERTO RICO DEPARTMENT OF TRANSPORTATION AND PUBLIC WORKS  
PUERTO RICO HIGHWAY AND TRANSPORTATION AUTHORITY  
TRANSPORTATION IMPROVEMENT PROGRAM  
FISCAL YEARS 2017-2020\*\*  
AMENDMENT # 3

Legend:  
F - Federal Funds  
TC - Toll Credits Funds  
S - State /Local Funds  
T - Total Funds

Núm.	AC-Code / Oracle # / Fed # / Program Code	Description	Town	Phase	Fed. Past Obligations / Locally Funded	TIP Fiscal Year				Future Investment	Total Est. Cost	Remarks	
						2017	2018	2019	2020				
11	AC-300124 L000030124  ZP-10, ZP-20, ZP-30	Congestion Managed Lanes - Phase 5 - PR-30-San Juan (km 0.30 to km. 7.20) - reversible lane using reversible lane barrier system on PR-30 from Km. 0.30 to Km. 7.20	San Juan Trujillo Alto Caguas	NEPA	F	-	-	-	-	-	-	-	
					TC	-	-	-	-	-	-	-	
					S	-	-	-	-	-	-	-	
					T						-		
				Pre-Engineering	F	-	-	-	-	-	-	-	-
					TC	-	-	-	-	-	-	-	-
					S	-	-	-	-	-	-	-	-
					T						-		
				Design	F	-	-	-	-	-	-	-	-
					TC	-	-	-	-	-	-	-	-
					S	-	-	-	-	-	-	-	-
					T						-		
				ROW	F	-	-	-	-	-	-	-	-
TC	-	-	-		-	-	-	-	-				
S	-	-	-		-	-	-	-	-				
T							-						
Construction	F	-	-	-	5,787,499	-	-	5,787,499					
	TC	-	-	-	1,446,875	-	-	1,446,875					
	S	-	-	-	287,266	-	-	287,266					
	T				7,521,640			7,521,640					
Total Estimated Project Cost						-	-	-	7,521,640	-	-	7,521,640	
12	AC-800509 L009999509  ZP-10, ZP-20, ZP-30	Congestion Managed Lanes - ITS (All Phases) - will provide ITS instrumentation for all phases of the Congestion Managed Lanes projects for the operation of the dynamic toll and traffic incident management.	San Juan Trujillo Alto Caguas	NEPA	F	-	-	-	-	-	-	-	
					TC	-	-	-	-	-	-	-	-
					S	-	-	-	-	-	-	-	-
					T						-		
				Pre-Engineering	F	-	-	-	-	-	-	-	-
					TC	-	-	-	-	-	-	-	-
					S	-	-	-	-	-	-	-	-
					T						-		
				Design	F	-	-	-	-	-	-	-	-
					TC	-	-	-	-	-	-	-	-
					S	-	-	-	-	-	-	-	-
					T						-		
				ROW	F	-	-	-	-	-	-	-	-
TC	-	-	-		-	-	-	-	-				
S	-	-	-		-	-	-	-	-				
T							-						
Construction	F	-	-	-	8,919,680	-	-	8,919,680	Change in Budget from \$12,236,421.00 to \$11,736,421.00.				
	TC	-	-	-	2,229,920	-	-	2,229,920					
	S	-	-	-	586,821	-	-	586,821					
	T				11,736,421			11,736,421					
Total Estimated Project Cost						-	-	-	11,736,421	-	-	11,736,421	

\*Fund Reconciliation for each project can be found on pages FHWA-3 thru FHWA-6  
\*\*Retroactive TC will be use for projects currently under construction.

GOVERNMENT OF PUERTO RICO  
PUERTO RICO DEPARTMENT OF TRANSPORTATION AND PUBLIC WORKS  
PUERTO RICO HIGHWAY AND TRANSPORTATION AUTHORITY  
TRANSPORTATION IMPROVEMENT PROGRAM  
FISCAL YEARS 2017-2020\*\*  
AMENDMENT # 3

Legend:  
F - Federal Funds  
TC - Toll Credits Funds  
S - State /Local Funds  
T - Total Funds

Núm.	AC-Code / Oracle # / Fed # / Program Code	Description	Town	Phase	Fed. Past Obligations / Locally Funded	TIP Fiscal Year				Future Investment	Total Est. Cost	Remarks
						2017	2018	2019	2020			
13	AC-800510 L009999510  ZP-20	Congested Managed Lanes - Noise Barriers - Vista Alegre Community, Borinquen Gardens, Parque Forestal, Berm- Residential Area, Quintas de San Luis, Berm-Villa Parana - will provide the noise abatement measures recommended as part of the environmental exclusion document prepared for the Congestion Managed Lanes project.	San Juan Trujillo Alto Caguas	NEPA	F	-	-	-	-	-	-	
					TC	-	-	-	-	-	-	
					S	-	-	-	-	-	-	
					T						-	
				Pre-Engineering	F	-	-	-	-	-	-	
					TC	-	-	-	-	-	-	
					S	-	-	-	-	-	-	
					T						-	
				Design	F	-	-	-	-	-	-	
					TC	-	-	-	-	-	-	
					S	-	-	-	-	-	-	
					T						-	
14	AC-800497 F009999497 MP-18(14)  ZP-20	New Connector (Cancer Comprehensive Center) between PR-18 and PR-21 (includes new bridge over PR-18 and a new ramp from PR-18 to PR-21)	San Juan	ROW	F	-	-	-	-	-	-	
					TC	-	-	-	-	-	-	
					S	-	-	-	-	-	-	
					T						-	
				Construction	F	-	-	4,085,262	-	-	4,085,262	
					TC	-	-	1,021,316	-	-	1,021,316	Change in Budget from \$6M to
					S	-	-	268,767	-	-	268,767	\$5,375,345.00
					T			5,375,345			5,375,345	
				Total Estimated Project Cost					-	-	5,375,345	
				NEPA	F	-	-	-	-	-	-	
					TC	-	-	-	-	-	-	
					S	-	-	-	-	-	-	
					T						-	
				Pre-Engineering	F	-	-	-	-	-	-	
					TC	-	-	-	-	-	-	Design will be completed In-
					S	-	-	-	-	-	-	house
					T						-	
				Design	F	-	-	-	-	-	-	
					TC	-	-	-	-	-	-	
					S	-	-	-	-	-	-	
					T						-	
				ROW	F	-	-	-	-	-	-	
					TC	-	-	-	-	-	-	
					S	-	-	-	-	-	-	
					T						-	
				Construction	F	-	-	-	18,639,570	-	18,639,570	
					TC	-	-	-	4,659,892	-	4,659,892	Project cost increase from \$17M
					S	-	-	-	1,226,287	-	1,226,287	to \$24,525,750. Change in FY
					T				24,525,750		24,525,750	from 2017 to 2020.
				Total Estimated Project Cost					-	-	24,525,750	

\*Fund Reconciliation for each project can be found on pages FHWA-3 thru FHWA-6  
\*\*Retroactive TC will be use for projects currently under construction.

GOVERNMENT OF PUERTO RICO  
PUERTO RICO DEPARTMENT OF TRANSPORTATION AND PUBLIC WORKS  
PUERTO RICO HIGHWAY AND TRANSPORTATION AUTHORITY  
TRANSPORTATION IMPROVEMENT PROGRAM  
FISCAL YEARS 2017-2020\*\*  
AMENDMENT # 3

Legend:  
F - Federal Funds  
TC - Toll Credits Funds  
S - State /Local Funds  
T - Total Funds

Núm.	AC-Code / Oracle # / Fed # / Program Code	Description	Town	Phase	Fed. Past Obligations / Locally Funded	TIP Fiscal Year				Future Investment	Total Est. Cost	Remarks		
						2017	2018	2019	2020					
15	AC-800523 L009999523  ZP-20	Noise Barriers at PR-22 Paco Davila km . 19.2 - km 19.5, El Patio km. 16.5 - km 17.1 , Monte Claro km.14.1 - km 14.6, Rio Hondo 1 km. 12.8 - km 13.6 (Eastbound), Rio Hondo 2 km. 13.0 - km 13.25 (Westbound), Rio Hondo 3 km. 12.5 - km 12.9	Bayamon Toa Baja	NEPA	F	-	-	-	-	-	-	-	Originally Programmed in the amount of \$700K. Obligated in FY 2017 with \$1,345,496.	
					TC	-	-	-	-	-	-			
					S	-	-	-	-	-	-			
					T	-	-	-	-	-	-			
				Pre-Engineering	F	-	-	-	-	-	-	-		-
					TC	-	-	-	-	-	-	-		-
					S	-	-	-	-	-	-	-		-
					T	-	-	-	-	-	-	-		-
				Design	F	-	-	-	-	-	-	-		-
					TC	-	-	-	-	-	-	-		-
					S	-	-	-	-	-	-	-		-
					T	-	-	-	-	-	-	-		-
				ROW	F	-	-	-	-	-	-	-		-
					TC	-	-	-	-	-	-	-		-
S	-	-	-		-	-	-	-	-					
T	-	-	-		-	-	-	-	-					
Construction	F	-	1,061,303	-	-	1,520,000	-	2,581,303						
	TC	-	261,193	-	-	380,000	-	641,193						
	S	-	23,000	-	-	100,000	-	123,000						
	T	-	1,345,496	-	-	2,000,000	-	3,345,496						
Total Estimated Project Cost						-	1,345,496	-	2,000,000	-	3,345,496			
16	AC-000533  ZP-20	Environmental Study Extension PR-5 From PR-199 to PR-167	Bayamon	NEPA	F	-	856,122	-	-	-	856,122	Originally Programmed in the amount of \$785k. Obligated in FY 2017 with \$1,076,369.		
					TC	-	210,696	-	-	-	210,696			
					S	-	9,551	-	-	-	9,551			
					T	-	1,076,369	-	-	-	1,076,369			
				Pre-Engineering	F	-	-	-	-	-	-	-	-	
					TC	-	-	-	-	-	-	-	-	
					S	-	-	-	-	-	-	-	-	
					T	-	-	-	-	-	-	-	-	
				Design	F	-	-	-	-	760,000	-	760,000		
					TC	-	-	-	-	190,000	-	190,000		
					S	-	-	-	-	50,000	-	50,000		
					T	-	-	-	-	1,000,000	-	1,000,000		
				ROW	F	-	-	-	-	-	34,400,000	34,400,000		
					TC	-	-	-	-	-	8,600,000	8,600,000		
					S	-	-	-	-	-	-	-		
					T	-	-	-	-	-	43,000,000	43,000,000		
				Construction	F	-	-	-	-	-	91,200,000	91,200,000		
					TC	-	-	-	-	-	22,800,000	22,800,000		
S	-	-	-		-	-	6,000,000	6,000,000						
T	-	-	-		-	-	120,000,000	120,000,000						
Total Estimated Project Cost						-	1,076,369	-	1,000,000	163,000,000	165,076,369			

\*Fund Reconciliation for each project can be found on pages FHWA-3 thru FHWA-6  
\*\*Retroactive TC will be use for projects currently under construction.

GOVERNMENT OF PUERTO RICO  
PUERTO RICO DEPARTMENT OF TRANSPORTATION AND PUBLIC WORKS  
PUERTO RICO HIGHWAY AND TRANSPORTATION AUTHORITY  
TRANSPORTATION IMPROVEMENT PROGRAM  
FISCAL YEARS 2017-2020\*\*  
AMENDMENT # 3

Legend:  
F - Federal Funds  
TC - Toll Credits Funds  
S - State /Local Funds  
T - Total Funds

Núm.	AC-Code / Oracle # / Fed # / Program Code	Description	Town	Phase	Fed. Past Obligations / Locally Funded	TIP Fiscal Year				Future Investment	Total Est. Cost	Remarks			
						2017	2018	2019	2020						
17	AC-000259 L000000259 ZP-20	Construction of Noise Barrier, Los Almendros Development, PR-22 km. 12.2 to km 12.7	Bayamon	NEPA	F	-	-	-	-	-	-	In House			
					TC	-	-	-	-	-	-				
					S	-	-	-	-	-	-				
					T	-	-	-	-	-	-				
				Pre-Engineering	F	-	-	-	-	-	-	-	-	-	
					TC	-	-	-	-	-	-	-	-	-	
					S	-	-	-	-	-	-	-	-	-	
					T	-	-	-	-	-	-	-	-	-	
				Design	F	-	-	-	-	-	-	-	-	-	In House
					TC	-	-	-	-	-	-	-	-	-	
S	-	-	-		-	-	-	-	-	-					
T	-	-	-		-	-	-	-	-	-					
ROW	F	-	-	-	-	-	-	-	-	-					
	TC	-	-	-	-	-	-	-	-	-					
	S	-	-	-	-	-	-	-	-	-					
	T	-	-	-	-	-	-	-	-	-					
Construction	F	-	613,711	-	-	-	-	-	-	613,711	Originally Programmed with \$650K. Obligated in FY 2017 with \$787,500				
	TC	-	151,039	-	-	-	-	-	-	151,039					
	S	-	23,000	-	-	-	-	-	-	23,000					
	T	-	787,750	-	-	-	-	-	-	787,750					
Total Estimated Project Cost						-	787,750	-	-	-	-	787,750			
18	AC-010166 ZP-20	Additional Funds for the Construction of a new Recreational Trail for Bicycles and Pedestrians from Rio Bayamon to PR-165	Toa Baja	NEPA	F	-	-	-	-	-	-	-	In House		
					TC	-	-	-	-	-	-	-		-	-
					S	-	-	-	-	-	-	-		-	-
					T	-	-	-	-	-	-	-		-	-
				Pre-Engineering	F	-	-	-	-	-	-	-	-	-	
					TC	-	-	-	-	-	-	-	-	-	
					S	-	-	-	-	-	-	-	-	-	
					T	-	-	-	-	-	-	-	-	-	
				Design	F	-	-	-	-	-	-	-	-	-	In House
					TC	-	-	-	-	-	-	-	-	-	
					S	-	-	-	-	-	-	-	-	-	
					T	-	-	-	-	-	-	-	-	-	
				ROW	F	-	-	-	-	-	-	-	-	-	
					TC	-	-	-	-	-	-	-	-	-	
S	-	-	-		-	-	-	-	-	-					
T	-	-	-		-	-	-	-	-	-					
Construction	F	1,017,742	-	-	800,000	-	-	-	-	1,817,742	Earmark Project added for additional funding.				
	TC	254,435	-	-	200,000	-	-	-	-	454,435					
	S	66,957	-	-	-	-	-	-	-	66,957					
	T	1,339,134	-	-	1,000,000	-	-	-	-	2,339,134					
Total Estimated Project Cost						1,339,134	-	-	1,000,000	-	-	2,339,134			

\*Fund Reconciliation for each project can be found on pages FHWA-3 thru FHWA-6  
\*\*Retroactive TC will be use for projects currently under construction.

GOVERNMENT OF PUERTO RICO  
PUERTO RICO DEPARTMENT OF TRANSPORTATION AND PUBLIC WORKS  
PUERTO RICO HIGHWAY AND TRANSPORTATION AUTHORITY  
TRANSPORTATION IMPROVEMENT PROGRAM  
FISCAL YEARS 2017-2020\*\*  
AMENDMENT # 3

Legend:  
F - Federal Funds  
TC - Toll Credits Funds  
S - State /Local Funds  
T - Total Funds

Núm.	AC-Code / Oracle # / Fed # / Program Code	Description	Town	Phase	Fed. Past Obligations / Locally Funded	TIP Fiscal Year				Future Investment	Total Est. Cost	Remarks	
						2017	2018	2019	2020				
19	AC-010194 S000000194 LP-9999(189)  ZP-10	Barranquitas South Bypass	Barranquitas	NEPA	F	172,429	-	-	-	-	-	172,429	Estimated Time of Completion 2027
					TC	43,107	-	-	-	-	-	43,107	
					S	-	-	-	-	-	-	-	
					T	215,536	-	-	-	-	-	215,536	
				Pre-Engineering	F	-	-	-	-	-	-	-	
					TC	-	-	-	-	-	-	-	
					S	-	-	-	-	-	-	-	
					T	-	-	-	-	-	-	-	
				Design	F	-	-	-	228,000	-	-	228,000	
					TC	-	-	-	57,000	-	-	57,000	
					S	-	-	-	15,000	-	-	15,000	
					T	-	-	-	300,000	-	-	300,000	
				ROW	F	-	-	-	-	-	380,000	380,000	
					TC	-	-	-	-	-	95,000	95,000	
					S	-	-	-	-	-	25,000	25,000	
					T	-	-	-	-	-	500,000	500,000	
				Construction	F	-	-	-	-	-	7,600,000	7,600,000	
					TC	-	-	-	-	-	1,900,000	1,900,000	
					S	-	-	-	-	-	500,000	500,000	
					T	-	-	-	-	-	10,000,000	10,000,000	
Total Estimated Project Cost					215,536	-	-	300,000	-	10,500,000	11,015,536		
UA > 1,000,000 Population (San Juan)			Grand Total	5,031,549	45,490,122	28,039,828	47,008,406	27,900,750	265,250,000	418,720,655			

\*Fund Reconciliation for each project can be found on pages FHWA-3 thru FHWA-6  
\*\*Retroactive TC will be use for projects currently under construction.

GOVERNMENT OF PUERTO RICO  
PUERTO RICO DEPARTMENT OF TRANSPORTATION AND PUBLIC WORKS  
PUERTO RICO HIGHWAY AND TRANSPORTATION AUTHORITY  
TRANSPORTATION IMPROVEMENT PROGRAM  
FISCAL YEARS 2017-2020\*\*  
AMENDMENT # 3

Legend:  
F - Federal Funds  
TC - Toll Credits Funds  
S - State /Local Funds  
T - Total Funds

Núm.	AC-Code / Oracle # / Fed # / Program Code	Description	Town	Phase	Fed. Past Obligations / Locally Funded	TIP Fiscal Year				Future Investment	Total Est. Cost	Remarks	
						2017	2018	2019	2020				
20	AC-000213 L00000213 MP-9999(215) ZP-20	Additional Funds for the Feasibility Study RFP - Improvements PR-2, Aguadilla - Mayaguez Corridor from its intersection with PR-107 Municipality of Aguadilla to its intersection with PR-114 Municipality of Mayaguez	Aguadilla - Mayaguez	NEPA	F	384,525	-	-	-	-	-	384,525	Originally Programmed in the amount of \$400K. Obligated in FY 2017 in the amount of \$380K
					TC	104,153	-	-	-	-	104,153		
					S	-	-	-	-	-	-		
					T	488,678	-	-	-	-	488,678		
				Pre-Engineering	F	-	304,000	-	-	-	304,000		
					TC	-	76,000	-	-	-	76,000		
					S	-	-	-	-	-	-		
					T	-	380,000	-	-	-	380,000		
				Design	F	-	-	-	-	-	-		
					TC	-	-	-	-	-	-		
					S	-	-	-	-	-	-		
					T	-	-	-	-	-	-		
				ROW	F	-	-	-	-	-	-		
					TC	-	-	-	-	-	-		
					S	-	-	-	-	-	-		
					T	-	-	-	-	-	-		
Construction	F	-	-	-	-	-	-						
	TC	-	-	-	-	-	-						
	S	-	-	-	-	-	-						
	T	-	-	-	-	-	-						
Total Estimated Project Cost					488,678	380,000	-	-	-	-	868,678		
21	AC-301133 R000003333 MP-3-(43) ZP-20	Additional Funds for the Feasibility Study RFP - Improvements PR-3 Rio Grande - Fajardo Corridor Including Access Management Plan from its intersection with PR-66 Municipality of Rio Grande to its intersection with PR-53 Municipality of Fajardo	Rio Grande - Fajardo	NEPA	F	386,400	-	-	-	-	-	386,400	Originally Programmed in the amount of \$800K. Obligated in FY 2017 the amount of \$767,169
					TC	66,641	-	-	-	-	66,641		
					S	-	-	-	-	-	-		
					T	453,041	-	-	-	-	453,041		
				Pre-Engineering	F	-	605,969	-	-	-	605,969		
					TC	-	151,492	-	-	-	151,492		
					S	-	6,708	-	-	-	6,708		
					T	-	764,169	-	-	-	764,169		
				Design	F	-	-	-	-	-	-		
					TC	-	-	-	-	-	-		
					S	-	-	-	-	-	-		
					T	-	-	-	-	-	-		
				ROW	F	-	-	-	-	-	-		
					TC	-	-	-	-	-	-		
					S	-	-	-	-	-	-		
					T	-	-	-	-	-	-		
Construction	F	-	-	-	-	-	-						
	TC	-	-	-	-	-	-						
	S	-	-	-	-	-	-						
	T	-	-	-	-	-	-						
Total Estimated Project Cost					453,041	764,169	-	-	-	-	1,217,210		

\*Fund Reconciliation for each project can be found on pages FHWA-3 thru FHWA-6  
\*\*Retroactive TC will be use for projects currently under construction.

GOVERNMENT OF PUERTO RICO  
PUERTO RICO DEPARTMENT OF TRANSPORTATION AND PUBLIC WORKS  
PUERTO RICO HIGHWAY AND TRANSPORTATION AUTHORITY  
TRANSPORTATION IMPROVEMENT PROGRAM  
FISCAL YEARS 2017-2020\*\*  
AMENDMENT # 3

Legend:  
F - Federal Funds  
TC - Toll Credits Funds  
S - State /Local Funds  
T - Total Funds

Núm.	AC-Code / Oracle # / Fed # / Program Code	Description	Town	Phase	Fed. Past Obligations / Locally Funded	TIP Fiscal Year				Future Investment	Total Est. Cost	Remarks
						2017	2018	2019	2020			
22	AC-800477 L009999477 ZP-52(49) / 52(50) ZP-10, ZP-20 ZP-30	Pavement Rehabilitation and Reconstruction of Roads (2017)	Islandwide	NEPA	F	-	-	-	-	-	-	Originally Programmed in the amount of \$24,209,144. Obligated in FY 2017 with \$32,369,532
					TC	-	-	-	-	-	-	
		S		-	-	-	-	-	-			
		T		-	-	-	-	-	-			
		Pre-Engineering		F	-	-	-	-	-	-		
				TC	-	-	-	-	-	-		
		S		-	-	-	-	-	-			
		T		-	-	-	-	-	-			
		Design		F	-	-	-	-	-	-		
				TC	-	-	-	-	-	-		
		S		-	-	-	-	-	-			
		T		-	-	-	-	-	-			
		ROW		F	-	-	-	-	-	-		
				TC	-	-	-	-	-	-		
S	-	-	-	-	-	-						
T	-	-	-	-	-	-						
Construction	F	-	29,622,232	-	-	-	29,622,232	Please see Appendix C for pavement project details				
	TC	-	2,550,750	-	-	-	2,550,750					
	S	-	-	-	-	-	-					
	T	-	32,172,982	-	-	-	32,172,982					
Total Estimated Project Cost						-	32,172,982	-	-	-	32,172,982	
23	AC-800485 R009999485 ZP-10, ZP-20 ZP-30	Pavement Rehabilitation and Reconstruction of Roads (2018)	Islandwide	NEPA	F	-	-	-	-	-	-	Please see Appendix C for pavement project details
					TC	-	-	-	-	-	-	
		S		-	-	-	-	-	-			
		T		-	-	-	-	-	-			
		Pre-Engineering		F	-	-	-	-	-	-		
				TC	-	-	-	-	-	-		
		S		-	-	-	-	-	-			
		T		-	-	-	-	-	-			
		Design		F	-	-	-	-	-	-		
				TC	-	-	-	-	-	-		
		S		-	-	-	-	-	-			
		T		-	-	-	-	-	-			
		ROW		F	-	-	-	-	-	-		
				TC	-	-	-	-	-	-		
S	-	-	-	-	-	-						
T	-	-	-	-	-	-						
Construction	F	-	-	38,160,426	-	-	38,160,426	Change in Budget from \$15,944,065 to \$50,211,087. Advance Construction Funds will be utilized for this project.				
	TC	-	-	9,540,107	-	-	9,540,107					
	S	-	-	2,510,554	-	-	2,510,554					
	T	-	-	50,211,087	-	-	50,211,087					
Total Estimated Project Cost						-	50,211,087	-	-	-	50,211,087	

\*Fund Reconciliation for each project can be found on pages FHWA-3 thru FHWA-6  
\*\*Retroactive TC will be use for projects currently under construction.

GOVERNMENT OF PUERTO RICO  
PUERTO RICO DEPARTMENT OF TRANSPORTATION AND PUBLIC WORKS  
PUERTO RICO HIGHWAY AND TRANSPORTATION AUTHORITY  
TRANSPORTATION IMPROVEMENT PROGRAM  
FISCAL YEARS 2017-2020\*\*  
AMENDMENT # 3

Legend:  
F - Federal Funds  
TC - Toll Credits Funds  
S - State /Local Funds  
T - Total Funds

Núm.	AC-Code / Oracle # / Fed # / Program Code	Description	Town	Phase	Fed. Past Obligations / Locally Funded	TIP Fiscal Year				Future Investment	Total Est. Cost	Remarks
						2017	2018	2019	2020			
24	AC-800477 L009999477 ZP-52(49) / 52(50) ZP-10, ZP-20 ZP-30	Pavement Rehabilitation and Reconstruction of Roads (2017)	Islandwide	NEPA	F	-	-	-	-	-	-	Originally Programmed in the amount of \$24,209,144. Obligated in FY 2017 with \$32,369,532
					TC	-	-	-	-	-	-	
				Pre-Engineering	S	-	-	-	-	-	-	
					T	-	-	-	-	-	-	
				Design	F	-	-	-	-	-	-	
					TC	-	-	-	-	-	-	
				ROW	S	-	-	-	-	-	-	
					T	-	-	-	-	-	-	
				Construction	F	-	-	-	-	-	-	
					TC	-	-	-	-	-	-	
25	AC-800485 R009999485 ZP-10, ZP-20 ZP-30	Pavement Rehabilitation and Reconstruction of Roads (2018)	Islandwide	NEPA	F	-	-	-	-	-	-	Please see Appendix C for pavement project details
					TC	-	-	-	-	-	-	
				Pre-Engineering	S	-	-	-	-	-	-	
					T	-	-	-	-	-	-	
				Design	F	-	-	-	-	-	-	
					TC	-	-	-	-	-	-	
				ROW	S	-	-	-	-	-	-	
					T	-	-	-	-	-	-	
				Construction	F	-	-	-	-	-	-	
					TC	-	-	-	-	-	-	
26	AC-800485 R009999485 ZP-10, ZP-20 ZP-30	Pavement Rehabilitation and Reconstruction of Roads (2018)	Islandwide	NEPA	F	-	-	-	-	-	-	Please see Appendix C for pavement project details
					TC	-	-	-	-	-	-	
				Pre-Engineering	S	-	-	-	-	-	-	
					T	-	-	-	-	-	-	
				Design	F	-	-	-	-	-	-	
					TC	-	-	-	-	-	-	
				ROW	S	-	-	-	-	-	-	
					T	-	-	-	-	-	-	
				Construction	F	-	-	-	-	-	-	
					TC	-	-	-	-	-	-	
27	AC-800485 R009999485 ZP-10, ZP-20 ZP-30	Pavement Rehabilitation and Reconstruction of Roads (2018)	Islandwide	NEPA	F	-	-	-	-	-	-	Please see Appendix C for pavement project details
					TC	-	-	-	-	-	-	
				Pre-Engineering	S	-	-	-	-	-	-	
					T	-	-	-	-	-	-	
				Design	F	-	-	-	-	-	-	
					TC	-	-	-	-	-	-	
				ROW	S	-	-	-	-	-	-	
					T	-	-	-	-	-	-	
				Construction	F	-	-	-	-	-	-	
					TC	-	-	-	-	-	-	
28	AC-800485 R009999485 ZP-10, ZP-20 ZP-30	Pavement Rehabilitation and Reconstruction of Roads (2018)	Islandwide	NEPA	F	-	-	-	-	-	-	Please see Appendix C for pavement project details
					TC	-	-	-	-	-	-	
				Pre-Engineering	S	-	-	-	-	-	-	
					T	-	-	-	-	-	-	
				Design	F	-	-	-	-	-	-	
					TC	-	-	-	-	-	-	
				ROW	S	-	-	-	-	-	-	
					T	-	-	-	-	-	-	
				Construction	F	-	-	-	-	-	-	
					TC	-	-	-	-	-	-	
29	AC-800485 R009999485 ZP-10, ZP-20 ZP-30	Pavement Rehabilitation and Reconstruction of Roads (2018)	Islandwide	NEPA	F	-	-	-	-	-	-	Please see Appendix C for pavement project details
					TC	-	-	-	-	-	-	
				Pre-Engineering	S	-	-	-	-	-	-	
					T	-	-	-	-	-	-	
				Design	F	-	-	-	-	-	-	
					TC	-	-	-	-	-	-	
				ROW	S	-	-	-	-	-	-	
					T	-	-	-	-	-	-	
				Construction	F	-	-	-	-	-	-	
					TC	-	-	-	-	-	-	
30	AC-800485 R009999485 ZP-10, ZP-20 ZP-30	Pavement Rehabilitation and Reconstruction of Roads (2018)	Islandwide	NEPA	F	-	-	-	-	-	-	Please see Appendix C for pavement project details
					TC	-	-	-	-	-	-	
				Pre-Engineering	S	-	-	-	-	-	-	
					T	-	-	-	-	-	-	
				Design	F	-	-	-	-	-	-	
					TC	-	-	-	-	-	-	
				ROW	S	-	-	-	-	-	-	
					T	-	-	-	-	-	-	
				Construction	F	-	-	-	-	-	-	
					TC	-	-	-	-	-	-	
31	AC-800485 R009999485 ZP-10, ZP-20 ZP-30	Pavement Rehabilitation and Reconstruction of Roads (2018)	Islandwide	NEPA	F	-	-	-	-	-	-	Please see Appendix C for pavement project details
					TC	-	-	-	-	-	-	
				Pre-Engineering	S	-	-	-	-	-	-	
					T	-	-	-	-	-	-	
				Design	F	-	-	-	-	-	-	
					TC	-	-	-	-	-	-	
				ROW	S	-	-	-	-	-	-	
					T	-	-	-	-	-	-	
				Construction	F	-	-	-	-	-	-	
					TC	-	-	-	-	-	-	
32	AC-800485 R009999485 ZP-10, ZP-20 ZP-30	Pavement Rehabilitation and Reconstruction of Roads (2018)	Islandwide	NEPA	F	-	-	-	-	-	-	Please see Appendix C for pavement project details
					TC	-	-	-	-	-	-	
				Pre-Engineering	S	-	-	-	-	-	-	
					T	-	-	-	-	-	-	
				Design	F	-	-	-	-	-	-	
					TC	-	-	-	-	-	-	
				ROW	S	-	-	-	-	-	-	
					T	-	-	-	-	-	-	
				Construction	F	-	-	-	-	-	-	
					TC	-	-	-	-	-	-	
33	AC-800485 R009999485 ZP-10, ZP-20 ZP-30	Pavement Rehabilitation and Reconstruction of Roads (2018)	Islandwide	NEPA	F	-	-	-	-	-	-	Please see Appendix C for pavement project details
					TC	-	-	-	-	-	-	
				Pre-Engineering	S	-	-	-	-	-	-	
					T	-	-	-	-	-	-	
				Design	F	-	-	-	-	-	-	
					TC	-	-	-	-	-	-	
				ROW	S	-	-	-	-	-	-	
					T	-	-	-	-	-	-	
				Construction	F	-	-	-	-	-	-	
					TC	-	-	-	-	-	-	
34	AC-800485 R009999485 ZP-10, ZP-20 ZP-30	Pavement Rehabilitation and Reconstruction of Roads (2018)	Islandwide	NEPA	F	-	-	-	-	-	-	Please see Appendix C for pavement project details
					TC	-	-	-	-	-	-	
				Pre-Engineering	S	-	-	-	-	-	-	
					T	-	-	-	-	-	-	
				Design	F	-	-	-	-	-	-	
					TC	-	-	-	-	-	-	
				ROW	S	-	-	-	-	-	-	
					T	-	-	-	-	-	-	
				Construction	F	-	-	-	-	-	-	
					TC	-	-	-	-	-	-	
35	AC-800485 R009999485 ZP-10, ZP-20 ZP-30	Pavement Rehabilitation and Reconstruction of Roads (2018)	Islandwide	NEPA	F	-	-	-	-	-	-	Please see Appendix C for pavement project details
					TC	-	-	-	-	-	-	
				Pre-Engineering	S	-	-	-	-	-	-	
					T	-	-	-	-	-	-	
				Design	F	-	-	-	-	-	-	
					TC	-	-	-	-	-	-	
				ROW	S	-	-	-	-	-	-	
					T	-	-	-	-	-	-	
				Construction	F	-	-	-	-	-	-	
					TC	-	-	-	-	-	-	
36	AC-800485 R009999485 ZP-10, ZP-20 ZP-30	Pavement Rehabilitation and Reconstruction of Roads (2018)	Islandwide	NEPA	F	-	-	-	-	-	-	Please see Appendix C for pavement project details
					TC	-	-	-	-	-	-	
				Pre-Engineering	S	-	-	-	-	-	-	
					T	-	-	-	-	-	-	
				Design	F	-	-	-	-	-	-	
					TC	-	-	-	-	-	-	
				ROW	S	-	-	-	-	-	-	
					T	-	-	-	-	-	-	
				Construction	F	-	-	-	-	-	-	
					TC	-	-	-	-	-	-	
37	AC-800485 R009999485 ZP-10, ZP-20 ZP-30	Pavement Rehabilitation and Reconstruction of Roads (2018)	Islandwide	NEPA	F	-	-	-	-	-	-	Please see Appendix C for pavement project details
					TC	-	-	-	-	-	-	
				Pre-Engineering	S	-	-	-	-	-	-	
					T	-	-	-	-	-	-	
				Design	F	-	-	-	-	-	-	
					TC	-	-	-	-	-	-	
				ROW	S	-	-	-	-	-	-	
					T	-	-	-	-	-	-	
				Construction	F	-	-	-	-	-	-	
					TC	-	-	-	-	-	-	
38	AC-800485 R009999485 ZP-10, ZP-20 ZP-30	Pavement Rehabilitation and Reconstruction of Roads (2018)	Islandwide	NEPA	F	-	-	-	-	-	-	Please see Appendix C for pavement project details
					TC	-	-	-	-	-	-	
				Pre-Engineering	S	-	-	-	-	-	-	
					T	-	-	-	-	-	-	
				Design	F	-	-	-	-	-	-	
					TC	-	-	-	-	-	-	
				ROW	S	-	-	-	-	-	-	
					T	-	-	-	-	-	-	
				Construction	F	-	-	-	-	-	-	
					TC	-	-	-	-	-	-	
39	AC-800485 R009999485 ZP-10, ZP-20 ZP-30	Pavement Rehabilitation and Reconstruction of Roads (2018)	Islandwide	NEPA	F	-	-	-	-	-	-	Please see Appendix C for pavement project details
					TC	-	-	-	-	-	-	
				Pre-Engineering	S	-	-	-	-	-	-	
					T	-	-	-	-	-	-	
				Design	F	-	-	-	-	-	-	
					TC	-	-	-	-	-	-	
				ROW	S	-	-	-	-	-	-	
					T	-	-	-	-	-	-	
				Construction	F	-	-	-	-	-	-	
					TC	-	-	-	-	-	-	
40	AC-800485 R009999485 ZP-10, ZP-20 ZP-30	Pavement Rehabilitation and Reconstruction of Roads (2018)	Islandwide	NEPA	F	-	-	-	-	-	-	Please see Appendix C for pavement project details
					TC	-	-	-	-	-	-	
				Pre-Engineering	S	-	-	-	-	-	-	
					T	-	-	-	-	-	-	
				Design	F	-	-	-	-	-	-	
					TC	-	-	-	-	-	-	
				ROW	S	-	-	-	-	-	-	
					T	-	-	-	-	-	-	
				Construction	F	-	-	-	-	-	-	
					TC	-	-	-	-	-	-	
41	AC-800485 R009999485 ZP-10, ZP-20 ZP-30	Pavement Rehabilitation and Reconstruction of Roads (2018)	Islandwide	NEPA	F	-	-	-	-	-	-	Please see Appendix C for pavement project details
					TC	-	-	-	-	-	-	
				Pre-Engineering	S	-	-	-	-	-	-	
					T	-	-	-	-	-	-	
				Design	F	-	-	-	-	-	-	
					TC	-	-	-	-	-	-	
				ROW	S	-	-	-	-	-	-	
					T	-	-	-	-	-	-	
				Construction	F	-	-	-	-	-	-	
					TC	-	-	-	-	-	-	
42	AC-800485 R009999485 ZP-10, ZP-20 ZP-30	Pavement Rehabilitation and Reconstruction of Roads (2018)	Islandwide	NEPA	F	-	-	-	-	-	-	Please see Appendix C for pavement project details
					TC	-	-	-	-	-	-	
				Pre-Engineering	S	-	-	-	-	-	-	
					T	-	-	-	-	-	-	
				Design	F	-	-	-	-	-	-	
					TC	-	-	-	-	-	-	
				ROW	S	-	-	-	-	-	-	
					T	-	-	-	-	-	-	
				Construction	F	-	-	-	-	-	-	
					TC	-	-	-	-	-	-	
43	AC-800485 R009999485 ZP-10, ZP-20 ZP-30	Pavement Rehabilitation and Reconstruction of Roads (2018)	Islandwide	NEPA	F	-	-	-	-	-	-	Please see Appendix C for pavement project details
					TC	-	-	-	-	-	-	
				Pre-Engineering	S	-	-	-	-	-	-	
					T	-	-	-	-	-	-	
				Design	F	-	-	-	-	-	-	
					TC	-	-	-	-	-	-	
				ROW	S	-	-	-	-	-	-	
					T	-	-	-	-	-	-	
				Construction	F	-	-	-	-	-	-	
					TC	-	-	-	-	-	-	
44	AC-800485 R009999485 ZP-10, ZP-20 ZP-30	Pavement Rehabilitation and Reconstruction of Roads (2018)	Islandwide	NEPA	F	-	-	-	-	-	-	Please see Appendix C for pavement project details
					TC	-	-	-	-	-	-	
				Pre-Engineering	S	-	-	-	-	-	-	
					T	-	-	-	-	-	-	
				Design	F	-	-	-	-	-	-	
					TC	-	-	-	-	-	-	
				ROW	S	-	-	-	-	-</		

\*Fund Reconciliation for each project can be found on pages FHWA-3 thru FHWA-6  
\*\*Retroactive TC will be use for projects currently under construction.



GOVERNMENT OF PUERTO RICO  
PUERTO RICO DEPARTMENT OF TRANSPORTATION AND PUBLIC WORKS  
PUERTO RICO HIGHWAY AND TRANSPORTATION AUTHORITY  
TRANSPORTATION IMPROVEMENT PROGRAM  
FISCAL YEARS 2017-2020\*\*  
AMENDMENT # 3

Legend:  
F - Federal Funds  
TC - Toll Credits Funds  
S - State /Local Funds  
T - Total Funds

Núm.	AC-Code / Oracle # / Fed # / Program Code	Description	Town	Phase	Fed. Past Obligations / Locally Funded	TIP Fiscal Year				Future Investment	Total Est. Cost	Remarks						
						2017	2018	2019	2020									
26	AC-800511 R009999511  ZP-10, ZP-20 , ZP-30	Pavement Rehabilitation and Reconstruction of Roads (2019)	Islandwide	NEPA	F	-	-	-	-	-	-	-						
					TC	-	-	-	-	-	-	-						
					S	-	-	-	-	-	-	-						
					T	-	-	-	-	-	-	-						
				Pre-Engineering	F	-	-	-	-	-	-	-	-	-				
					TC	-	-	-	-	-	-	-	-	-				
					S	-	-	-	-	-	-	-	-	-				
					T	-	-	-	-	-	-	-	-	-				
				Design	F	-	-	-	-	-	-	-	-	-				
					TC	-	-	-	-	-	-	-	-	-				
					S	-	-	-	-	-	-	-	-	-				
					T	-	-	-	-	-	-	-	-	-				
				ROW	F	-	-	-	-	-	-	-	-	-	Please see Appendix C for pavement project details			
					TC	-	-	-	-	-	-	-	-	-				
					S	-	-	-	-	-	-	-	-	-				
					T	-	-	-	-	-	-	-	-	-				
Construction	F	-	-	-	11,263,252	-	-	-	-	11,263,252	Change in Budget from \$23,930,992 to \$14,820,069.							
	TC	-	-	-	2,815,813	-	-	-	-	2,815,813								
	S	-	-	-	741,003	-	-	-	-	741,003								
	T	-	-	-	14,820,069	-	-	-	-	14,820,069								
Total Estimated Project Cost						-	-	-	14,820,069	-	-	14,820,069						
27	AC-800518 R009999518  ZP-10, ZP-20 , ZP-30	Pavement Rehabilitation and Reconstruction of Roads (2020)	Islandwide	NEPA	F	-	-	-	-	-	-	-						
					TC	-	-	-	-	-	-	-	-	-				
					S	-	-	-	-	-	-	-	-	-				
					T	-	-	-	-	-	-	-	-	-				
				Pre-Engineering	F	-	-	-	-	-	-	-	-	-				
					TC	-	-	-	-	-	-	-	-	-				
					S	-	-	-	-	-	-	-	-	-				
					T	-	-	-	-	-	-	-	-	-				
				Design	F	-	-	-	-	-	-	-	-	-				
					TC	-	-	-	-	-	-	-	-	-				
					S	-	-	-	-	-	-	-	-	-				
					T	-	-	-	-	-	-	-	-	-				
				ROW	F	-	-	-	-	-	-	-	-	-	Please see Appendix C for pavement project details			
					TC	-	-	-	-	-	-	-	-	-				
					S	-	-	-	-	-	-	-	-	-				
					T	-	-	-	-	-	-	-	-	-				
				Construction	F	-	-	-	-	30,481,591	-	-	-	30,481,591	Change in Budget from \$21,675,040 to \$40,107,356.			
					TC	-	-	-	-	7,620,398	-	-	-	7,620,398				
					S	-	-	-	-	2,005,368	-	-	-	2,005,368				
					T	-	-	-	-	40,107,356	-	-	-	40,107,356				
				Total Estimated Project Cost						-	-	-	-	40,107,356	-	-	40,107,356	

\*Fund Reconciliation for each project can be found on pages FHWA-3 thru FHWA-6  
\*\*Retroactive TC will be use for projects currently under construction.

GOVERNMENT OF PUERTO RICO  
PUERTO RICO DEPARTMENT OF TRANSPORTATION AND PUBLIC WORKS  
PUERTO RICO HIGHWAY AND TRANSPORTATION AUTHORITY  
TRANSPORTATION IMPROVEMENT PROGRAM  
FISCAL YEARS 2017-2020\*\*  
AMENDMENT # 3

Legend:  
F - Federal Funds  
TC - Toll Credits Funds  
S - State /Local Funds  
T - Total Funds

Núm.	AC-Code / Oracle # / Fed # / Program Code	Description	Town	Phase	Fed. Past Obligations / Locally Funded	TIP Fiscal Year				Future Investment	Total Est. Cost	Remarks
						2017	2018	2019	2020			
28	AC-900123 L009000123  ZP-10	SPR-54 - State Planning and Research Program (2017)	Islandwide	NEPA	F	-	-	-	-	-	-	Project Obligated in FY 2017
					TC	-	-	-	-	-	-	
					S	-	-	-	-	-	-	
					T	-	-	-	-	-	-	
				Planning	F	17,224,756	4,815,000	-	-	-	22,039,756	A Carry Forward Amount of \$21,530,944.55 from SPR-53 has been allocated.
					TC	4,306,189	1,185,000	-	-	-	5,491,189	
					S	-	-	-	-	-	-	
					T	21,530,945	6,000,000	-	-	-	27,530,945	
				Design	F	-	-	-	-	-	-	
					TC	-	-	-	-	-	-	
					S	-	-	-	-	-	-	
					T	-	-	-	-	-	-	
				ROW	F	-	-	-	-	-	-	
					TC	-	-	-	-	-	-	
					S	-	-	-	-	-	-	
					T	-	-	-	-	-	-	
Construction	F	-	-	-	-	-	-					
	TC	-	-	-	-	-	-					
	S	-	-	-	-	-	-					
	T	-	-	-	-	-	-					
Total Estimated Project Cost					21,530,945	6,000,000	-	-	-	27,530,945		
29	AC-900128 L0090000128  ZP-10	SPR-55 - State Planning and Research Program (2018)	Islandwide	NEPA	F	-	-	-	-	-	-	
					TC	-	-	-	-	-	-	
					S	-	-	-	-	-	-	
					T	-	-	-	-	-	-	
				Planning	F	15,960,000	4,800,000	-	-	-	20,760,000	A Carry Forward Amount of \$21,000,000 from SPR-54 will be utilized.
					TC	3,990,000	1,200,000	-	-	-	5,190,000	
					S	1,050,000	-	-	-	-	1,050,000	
					T	21,000,000	6,000,000	-	-	-	27,000,000	
				Design	F	-	-	-	-	-	-	
					TC	-	-	-	-	-	-	
					S	-	-	-	-	-	-	
					T	-	-	-	-	-	-	
				ROW	F	-	-	-	-	-	-	
					TC	-	-	-	-	-	-	
					S	-	-	-	-	-	-	
					T	-	-	-	-	-	-	
Construction	F	-	-	-	-	-	-					
	TC	-	-	-	-	-	-					
	S	-	-	-	-	-	-					
	T	-	-	-	-	-	-					
Total Estimated Project Cost					21,000,000	-	6,000,000	-	-	27,000,000		

\*Fund Reconciliation for each project can be found on pages FHWA-3 thru FHWA-6  
\*\*Retroactive TC will be use for projects currently under construction.

GOVERNMENT OF PUERTO RICO  
PUERTO RICO DEPARTMENT OF TRANSPORTATION AND PUBLIC WORKS  
PUERTO RICO HIGHWAY AND TRANSPORTATION AUTHORITY  
TRANSPORTATION IMPROVEMENT PROGRAM  
FISCAL YEARS 2017-2020\*\*  
AMENDMENT # 3

Legend:  
F - Federal Funds  
TC - Toll Credits Funds  
S - State /Local Funds  
T - Total Funds

Núm.	AC-Code / Oracle # / Fed # / Program Code	Description	Town	Phase	Fed. Past Obligations / Locally Funded	TIP Fiscal Year				Future Investment	Total Est. Cost	Remarks	
						2017	2018	2019	2020				
30	AC-900132 L0090000132  ZP-10	SPR-56 - State Planning and Research Program (2019)	Islandwide	NEPA	F	-	-	-	-	-	-	-	
					TC	-	-	-	-	-	-	-	
					S	-	-	-	-	-	-	-	
					T	-	-	-	-	-	-	-	
				Planning	F	-	-	-	4,800,000	-	-	4,800,000	
					TC	-	-	-	1,200,000	-	-	1,200,000	
					S	-	-	-	-	-	-	-	
					T	-	-	-	6,000,000	-	-	6,000,000	
				Design	F	-	-	-	-	-	-	-	
					TC	-	-	-	-	-	-	-	
					S	-	-	-	-	-	-	-	
					T	-	-	-	-	-	-	-	
ROW	F	-	-	-	-	-	-	-					
	TC	-	-	-	-	-	-	-					
	S	-	-	-	-	-	-	-					
	T	-	-	-	-	-	-	-					
Construction	F	-	-	-	-	-	-	-					
	TC	-	-	-	-	-	-	-					
	S	-	-	-	-	-	-	-					
	T	-	-	-	-	-	-	-					
Total Estimated Project Cost						-	-	-	6,000,000	-	-	6,000,000	
31	AC-900134 L0090000134  ZP-10	SPR-57 - State Planning and Research Program (2020)	Islandwide	NEPA	F	-	-	-	-	-	-	-	
					TC	-	-	-	-	-	-	-	
					S	-	-	-	-	-	-	-	
					T	-	-	-	-	-	-	-	
				Planning	F	-	-	-	-	4,800,000	-	4,800,000	
					TC	-	-	-	-	1,200,000	-	1,200,000	
					S	-	-	-	-	-	-	-	
					T	-	-	-	-	6,000,000	-	6,000,000	
				Design	F	-	-	-	-	-	-	-	
					TC	-	-	-	-	-	-	-	
					S	-	-	-	-	-	-	-	
					T	-	-	-	-	-	-	-	
ROW	F	-	-	-	-	-	-	-					
	TC	-	-	-	-	-	-	-					
	S	-	-	-	-	-	-	-					
	T	-	-	-	-	-	-	-					
Construction	F	-	-	-	-	-	-	-					
	TC	-	-	-	-	-	-	-					
	S	-	-	-	-	-	-	-					
	T	-	-	-	-	-	-	-					
Total Estimated Project Cost						-	-	-	-	6,000,000	-	-	6,000,000

\*Fund Reconciliation for each project can be found on pages FHWA-3 thru FHWA-6  
\*\*Retroactive TC will be use for projects currently under construction.

GOVERNMENT OF PUERTO RICO  
PUERTO RICO DEPARTMENT OF TRANSPORTATION AND PUBLIC WORKS  
PUERTO RICO HIGHWAY AND TRANSPORTATION AUTHORITY  
TRANSPORTATION IMPROVEMENT PROGRAM  
FISCAL YEARS 2017-2020\*\*  
AMENDMENT # 3

Legend:  
F - Federal Funds  
TC - Toll Credits Funds  
S - State /Local Funds  
T - Total Funds

Núm.	AC-Code / Oracle # / Fed # / Program Code	Description	Town	Phase	Fed. Past Obligations / Locally Funded	TIP Fiscal Year				Future Investment	Total Est. Cost	Remarks	
						2017	2018	2019	2020				
32	AC-800474 B009999474 ZP5(10) / 114(3) ZP-10, ZP-20	Rehabilitation and Replacement of Bridges (2017)	Islandwide	NEPA	F	-	-	-	-	-	-	-	Please See Appendix A for Project List  Originally Programmed in the amount of \$13,189,000. Obligated in the amount of \$13,341,876
					TC	-	-	-	-	-	-	-	
		S			-	-	-	-	-	-	-		
		T			-	-	-	-	-	-	-		
		Pre-Engineering		F	-	-	-	-	-	-	-		
				TC	-	-	-	-	-	-	-		
				S	-	-	-	-	-	-	-		
				T	-	-	-	-	-	-	-		
		Design		F	-	-	-	-	-	-	-		
				TC	-	-	-	-	-	-	-		
				S	-	-	-	-	-	-	-		
				T	-	-	-	-	-	-	-		
		ROW		F	-	93,792	-	-	-	-	93,792		
				TC	-	23,083	-	-	-	-	23,083		
				S	-	-	-	-	-	-	-		
				T	-	116,875	-	-	-	-	116,875		
Construction	F	-	10,973,854	-	-	-	-	10,973,854					
	TC	-	2,249,422	-	-	-	-	2,249,422					
	S	-	1,725	-	-	-	-	1,725					
	T	-	13,225,001	-	-	-	-	13,225,001					
Total Estimated Project Cost						-	13,341,876	-	-	-	13,341,876		
33	AC-800486 B009999486 ZP-10, ZP-20,	Rehabilitation and Replacement of Bridges (2018)	Islandwide	NEPA	F	-	-	-	-	-	-	-	Please See Appendix A for Project List
					TC	-	-	-	-	-	-	-	
		S			-	-	-	-	-	-	-		
		T			-	-	-	-	-	-	-		
		Pre-Engineering		F	-	-	-	-	-	-	-		
				TC	-	-	-	-	-	-	-		
				S	-	-	-	-	-	-	-		
				T	-	-	-	-	-	-	-		
		Design		F	-	-	794,200	-	-	794,200	Please See Appendix A for Project List		
				TC	-	-	198,550	-	-	198,550			
				S	-	-	52,250	-	-	52,250			
				T	-	-	1,045,000	-	-	1,045,000			
		ROW		F	-	-	-	-	-	-	-		
				TC	-	-	-	-	-	-	-		
				S	-	-	-	-	-	-	-		
				T	-	-	-	-	-	-	-		
Construction	F	-	-	6,285,960	-	-	6,285,960	See Appendix A for Project List					
	TC	-	-	1,571,490	-	-	1,571,490						
	S	-	-	413,550	-	-	413,550						
	T	-	-	8,271,000	-	-	8,271,000						
Total Estimated Project Cost						-	9,316,000	-	-	-	9,316,000		

\*Fund Reconciliation for each project can be found on pages FHWA-3 thru FHWA-6  
\*\*Retroactive TC will be use for projects currently under construction.

GOVERNMENT OF PUERTO RICO  
PUERTO RICO DEPARTMENT OF TRANSPORTATION AND PUBLIC WORKS  
PUERTO RICO HIGHWAY AND TRANSPORTATION AUTHORITY  
TRANSPORTATION IMPROVEMENT PROGRAM  
FISCAL YEARS 2017-2020\*\*  
AMENDMENT # 3

Legend:  
F - Federal Funds  
TC - Toll Credits Funds  
S - State /Local Funds  
T - Total Funds

Núm.	AC-Code / Oracle # / Fed # / Program Code	Description	Town	Phase	Fed. Past Obligations / Locally Funded	TIP Fiscal Year				Future Investment	Total Est. Cost	Remarks		
						2017	2018	2019	2020					
34	AC-800512 B009999512  ZP-10, ZP-20	Rehabilitation and Replacement of Bridges (2019)	Islandwide	NEPA	F	-	-	-	-	-	-	-	See Appendix A for Project List	
					TC	-	-	-	-	-	-			
					S	-	-	-	-	-	-			
					T						-			
				Pre-Engineering	F	-	-	-	-	-	-	-		-
					TC	-	-	-	-	-	-	-		-
					S	-	-	-	-	-	-	-		-
					T						-	-		
				Design	F	-	-	-	-	-	-	-		-
					TC	-	-	-	-	-	-	-		-
					S	-	-	-	-	-	-	-		-
					T						-	-		
				ROW	F	-	-	-	-	-	-	-		-
					TC	-	-	-	-	-	-	-		-
					S	-	-	-	-	-	-	-		-
					T						-	-		
Construction	F	-	-	-	10,113,320	-	-	10,113,320						
	TC	-	-	-	2,528,330	-	-	2,528,330						
	S	-	-	-	665,350	-	-	665,350						
	T				13,307,000			13,307,000						
Total Estimated Project Cost						-	-	-	13,307,000	-	13,307,000			
35	AC-800516 B009999516  ZP-10, ZP-20	Rehabilitation and Replacement of Bridges (2020)	Islandwide	NEPA	F	-	-	-	-	-	-	-	See Appendix A for Project List	
					TC	-	-	-	-	-	-	-		-
					S	-	-	-	-	-	-	-		-
					T						-	-		
				Pre-Engineering	F	-	-	-	-	-	-	-		-
					TC	-	-	-	-	-	-	-		-
					S	-	-	-	-	-	-	-		-
					T						-	-		
				Design	F	-	-	-	-	-	-	-		-
					TC	-	-	-	-	-	-	-		-
					S	-	-	-	-	-	-	-		-
					T						-	-		
				ROW	F	-	-	-	-	-	-	-		-
					TC	-	-	-	-	-	-	-		-
					S	-	-	-	-	-	-	-		-
					T						-	-		
Construction	F	-	-	-	-	9,492,400	-	9,492,400						
	TC	-	-	-	-	2,373,100	-	2,373,100						
	S	-	-	-	-	624,500	-	624,500						
	T				-	12,490,000		12,490,000						
Total Estimated Project Cost						-	-	-	12,490,000	-	12,490,000			

\*Fund Reconciliation for each project can be found on pages FHWA-3 thru FHWA-6  
\*\*Retroactive TC will be use for projects currently under construction.

GOVERNMENT OF PUERTO RICO  
PUERTO RICO DEPARTMENT OF TRANSPORTATION AND PUBLIC WORKS  
PUERTO RICO HIGHWAY AND TRANSPORTATION AUTHORITY  
TRANSPORTATION IMPROVEMENT PROGRAM  
FISCAL YEARS 2017-2020\*\*  
AMENDMENT # 3

Legend:  
F - Federal Funds  
TC - Toll Credits Funds  
S - State /Local Funds  
T - Total Funds

Núm.	AC-Code / Oracle # / Fed # / Program Code	Description	Town	Phase	Fed. Past Obligations / Locally Funded	TIP Fiscal Year				Future Investment	Total Est. Cost	Remarks				
						2017	2018	2019	2020							
36	AC-800475 B009999475 ZP-2(74) ZP-20	Systematic Bridges Preservation Program (2017)       Bridge #2032, at PR-2 over PR-128, km 197.8, Yauco	Islandwide	NEPA	F	-	-	-	-	-	-	-				
					TC	-	-	-	-	-	-	-				
					S	-	-	-	-	-	-	-				
					T	-	-	-	-	-	-	-				
				Pre-Engineering	F	-	-	-	-	-	-	-	-	-	-	
					TC	-	-	-	-	-	-	-	-	-	-	
					S	-	-	-	-	-	-	-	-	-	-	
					T	-	-	-	-	-	-	-	-	-	-	
				Design	F	-	-	-	-	-	-	-	-	-	-	
					TC	-	-	-	-	-	-	-	-	-	-	
					S	-	-	-	-	-	-	-	-	-	-	
					T	-	-	-	-	-	-	-	-	-	-	
				ROW	F	-	-	-	-	-	-	-	-	-	-	See Appendix A for Project List
					TC	-	-	-	-	-	-	-	-	-	-	
					S	-	-	-	-	-	-	-	-	-	-	
					T	-	-	-	-	-	-	-	-	-	-	
Construction	F	-	1,212,881	-	-	-	-	-	-	1,212,881	-	Originally Programmed in the amount of \$1M. Obligated in FY 2017 with \$1,301,258				
	TC	-	69,977	-	-	-	-	-	-	69,977	-					
	S	-	18,400	-	-	-	-	-	-	18,400	-					
	T	-	1,301,258	-	-	-	-	-	-	1,301,258	-					
Total Estimated Project Cost						-	1,301,258	-	-	-	-	1,301,258				
37	AC-800487 B009999487  ZP-20	Systematic Bridges Preservation Program (2018)	Islandwide	NEPA	F	-	-	-	-	-	-	-	-			
					TC	-	-	-	-	-	-	-	-		-	-
					S	-	-	-	-	-	-	-	-		-	-
					T	-	-	-	-	-	-	-	-		-	-
				Pre-Engineering	F	-	-	-	-	-	-	-	-	-	-	
					TC	-	-	-	-	-	-	-	-	-	-	
					S	-	-	-	-	-	-	-	-	-	-	
					T	-	-	-	-	-	-	-	-	-	-	
				Design	F	-	-	-	-	-	-	-	-	-	-	
					TC	-	-	-	-	-	-	-	-	-	-	
					S	-	-	-	-	-	-	-	-	-	-	
					T	-	-	-	-	-	-	-	-	-	-	
				ROW	F	-	-	-	-	-	-	-	-	-	-	Please See Appendix A for Project List
					TC	-	-	-	-	-	-	-	-	-	-	
					S	-	-	-	-	-	-	-	-	-	-	
					T	-	-	-	-	-	-	-	-	-	-	
Construction	F	-	-	2,351,440	-	-	-	-	-	2,351,440	-	Change in Budget from \$2,094,000 to \$3,094,000				
	TC	-	-	587,860	-	-	-	-	-	587,860	-					
	S	-	-	154,700	-	-	-	-	-	154,700	-					
	T	-	-	3,094,000	-	-	-	-	-	3,094,000	-					
Total Estimated Project Cost						-	3,094,000	-	-	-	-	3,094,000				

\*Fund Reconciliation for each project can be found on pages FHWA-3 thru FHWA-6  
\*\*Retroactive TC will be use for projects currently under construction.

GOVERNMENT OF PUERTO RICO  
PUERTO RICO DEPARTMENT OF TRANSPORTATION AND PUBLIC WORKS  
PUERTO RICO HIGHWAY AND TRANSPORTATION AUTHORITY  
TRANSPORTATION IMPROVEMENT PROGRAM  
FISCAL YEARS 2017-2020\*\*  
AMENDMENT # 3

Legend:  
F - Federal Funds  
TC - Toll Credits Funds  
S - State /Local Funds  
T - Total Funds

Núm.	AC-Code / Oracle # / Fed # / Program Code	Description	Town	Phase	Fed. Past Obligations / Locally Funded	TIP Fiscal Year				Future Investment	Total Est. Cost	Remarks		
						2017	2018	2019	2020					
38	AC-900124 B009000124 ZP-824(3) / 824(2) ZP-143(34) / 902(2) ZP-10, ZP-20,	Bridge Critical Findings (2017)	Islandwide	NEPA	F	-	-	-	-	-	-			
		TC			-	-	-	-	-	-				
		S			-	-	-	-	-	-				
		T								-				
		Pre-Engineering		F	-	-	-	-	-	-	-	-		
				TC	-	-	-	-	-	-	-	-		
				S	-	-	-	-	-	-	-	-		
				T							-			
		Design		F	-	-	-	-	-	-	-	-		
				TC	-	-	-	-	-	-	-	-		
				S	-	-	-	-	-	-	-	-		
				T								-		
ROW	F	-	44,630	-	-	-	-	-	44,630	Please See Appendix A for Project List				
	TC	-	10,984	-	-	-	-	-	10,984					
	S	-	-	-	-	-	-	-	-					
	T		55,614						55,614					
Construction	F	-	424,591	-	-	-	-	-	424,591	Originally Programmed with \$972K. Obligated in FY 2017 with \$579,434				
	TC	-	99,229	-	-	-	-	-	99,229					
	S	-	-	-	-	-	-	-	-					
	T		523,820						523,820					
Total Estimated Project Cost						-	579,434	-	-	-	579,434			
39	AC-900129 B009000129 ZP-10, ZP-20,	Bridge Critical Findings (2018)	Islandwide	NEPA	F	-	-	-	-	-	-			
					TC	-	-	-	-	-	-	-		
					S	-	-	-	-	-	-	-		
					T							-		
				Pre-Engineering	F	-	-	-	-	-	-	-	-	
					TC	-	-	-	-	-	-	-	-	
					S	-	-	-	-	-	-	-	-	
					T								-	
				Design	F	-	-	56,240	-	-	56,240	Please See Appendix A for Project List		
					TC	-	-	14,060	-	-	14,060			
					S	-	-	3,700	-	-	3,700			
					T			74,000			74,000			
				ROW	F	-	-	-	-	-	-	-	-	
					TC	-	-	-	-	-	-	-	-	
					S	-	-	-	-	-	-	-	-	
					T								-	
Construction	F	-	-	4,707,440	-	-	4,707,440							
	TC	-	-	1,176,860	-	-	1,176,860							
	S	-	-	309,700	-	-	309,700							
	T		-	6,194,000			6,194,000							
Total Estimated Project Cost						-	-	6,268,000	-	-	-	6,268,000		

\*Fund Reconciliation for each project can be found on pages FHWA-3 thru FHWA-6  
\*\*Retroactive TC will be use for projects currently under construction.

GOVERNMENT OF PUERTO RICO  
PUERTO RICO DEPARTMENT OF TRANSPORTATION AND PUBLIC WORKS  
PUERTO RICO HIGHWAY AND TRANSPORTATION AUTHORITY  
TRANSPORTATION IMPROVEMENT PROGRAM  
FISCAL YEARS 2017-2020\*\*  
AMENDMENT # 3

Legend:  
F - Federal Funds  
TC - Toll Credits Funds  
S - State /Local Funds  
T - Total Funds

Núm.	AC-Code / Oracle # / Fed # / Program Code	Description	Town	Phase	Fed. Past Obligations / Locally Funded	TIP Fiscal Year				Future Investment	Total Est. Cost	Remarks		
						2017	2018	2019	2020					
40	AC-900133 B009000133  ZP-20	Bridge Critical Findings (2019)	Islandwide	NEPA	F	-	-	-	-	-	-	-		
					TC	-	-	-	-	-	-	-		
					S	-	-	-	-	-	-	-		
					T						-			
				Pre-Engineering	F	-	-	-	-	-	-	-	-	
					TC	-	-	-	-	-	-	-	-	
					S	-	-	-	-	-	-	-	-	
					T							-		
				Design	F	-	-	-	-	-	-	-	-	
					TC	-	-	-	-	-	-	-	-	
					S	-	-	-	-	-	-	-	-	
					T					-			-	
				ROW	F	-	-	-	-	-	-	-	-	
					TC	-	-	-	-	-	-	-	-	
					S	-	-	-	-	-	-	-	-	
					T								-	
Construction	F	-	-	-	2,128,000	-	-	-	2,128,000	Please See Appendix A for Project List				
	TC	-	-	-	532,000	-	-	-	532,000					
	S	-	-	-	140,000	-	-	-	140,000					
	T				2,800,000				2,800,000					
Total Estimated Project Cost						-	-	2,800,000	-	-	2,800,000			
41	AC-900135 B009000135  ZP-10, ZP-20	Bridge Critical Findings (2020)	Islandwide	NEPA	F	-	-	-	-	-	-	-		
					TC	-	-	-	-	-	-	-	-	
					S	-	-	-	-	-	-	-	-	
					T								-	
				Pre-Engineering	F	-	-	-	-	-	-	-	-	
					TC	-	-	-	-	-	-	-	-	
					S	-	-	-	-	-	-	-	-	
					T								-	
				Design	F	-	-	-	-	-	-	-	-	
					TC	-	-	-	-	-	-	-	-	
					S	-	-	-	-	-	-	-	-	
					T					-			-	
				ROW	F	-	-	-	-	-	-	-	-	
					TC	-	-	-	-	-	-	-	-	
					S	-	-	-	-	-	-	-	-	
					T								-	
Construction	F	-	-	-	-	2,731,440	-	-	2,731,440	Please See Appendix A for Project List				
	TC	-	-	-	-	682,860	-	-	682,860					
	S	-	-	-	-	179,700	-	-	179,700					
	T					3,594,000			3,594,000					
Total Estimated Project Cost						-	-	-	3,594,000	-	3,594,000			

\*Fund Reconciliation for each project can be found on pages FHWA-3 thru FHWA-6  
\*\*Retroactive TC will be use for projects currently under construction.



GOVERNMENT OF PUERTO RICO  
PUERTO RICO DEPARTMENT OF TRANSPORTATION AND PUBLIC WORKS  
PUERTO RICO HIGHWAY AND TRANSPORTATION AUTHORITY  
TRANSPORTATION IMPROVEMENT PROGRAM  
FISCAL YEARS 2017-2020\*\*  
AMENDMENT # 3

Legend:  
F - Federal Funds  
TC - Toll Credits Funds  
S - State /Local Funds  
T - Total Funds

Núm.	AC-Code / Oracle # / Fed # / Program Code	Description	Town	Phase	Fed. Past Obligations / Locally Funded	TIP Fiscal Year				Future Investment	Total Est. Cost	Remarks		
						2017	2018	2019	2020					
42	AC-990134 L009900134 ZP-66(1) ZP-10, ZP-20, ZP-30	Upgrade of Safety Devices in the Highway System (2017)	Islandwide	NEPA	F	-	-	-	-	-	-	-		
					TC	-	-	-	-	-	-	-		
					S	-	-	-	-	-	-	-		
					T	-	-	-	-	-	-	-		
				Pre-Engineering	F	-	-	-	-	-	-	-	-	
					TC	-	-	-	-	-	-	-	-	
					S	-	-	-	-	-	-	-	-	
					T	-	-	-	-	-	-	-	-	
				Design	F	-	-	-	-	-	-	-	-	
					TC	-	-	-	-	-	-	-	-	
					S	-	-	-	-	-	-	-	-	
					T	-	-	-	-	-	-	-	-	
				ROW	F	-	-	-	-	-	-	-	-	
					TC	-	-	-	-	-	-	-	-	Please See Appendix A for Project List
					S	-	-	-	-	-	-	-	-	
					T	-	-	-	-	-	-	-	-	
Construction	F	-	5,738,772	-	-	-	-	-	5,738,772	Originally Programmed in the amount of \$5M. Obligated in the amount of \$7,173,465.				
	TC	-	1,434,693	-	-	-	-	-	1,434,693					
	S	-	-	-	-	-	-	-	-					
	T	-	7,173,465	-	-	-	-	-	7,173,465					
Total Estimated Project Cost						-	7,173,465	-	-	-	-	7,173,465		
43	AC-990144 L009900149 ZP-10, ZP-20, ZP-30	Upgrade of Safety Devices in the Highway System (2018)	Islandwide	NEPA	F	-	-	-	-	-	-	-		
					TC	-	-	-	-	-	-	-	-	
					S	-	-	-	-	-	-	-	-	
					T	-	-	-	-	-	-	-	-	
				Pre-Engineering	F	-	-	-	-	-	-	-	-	
					TC	-	-	-	-	-	-	-	-	
					S	-	-	-	-	-	-	-	-	
					T	-	-	-	-	-	-	-	-	
				Design	F	-	-	-	-	-	-	-	-	
					TC	-	-	-	-	-	-	-	-	
					S	-	-	-	-	-	-	-	-	
					T	-	-	-	-	-	-	-	-	
				ROW	F	-	-	-	-	-	-	-	-	
					TC	-	-	-	-	-	-	-	-	Please See Appendix B for Project List
					S	-	-	-	-	-	-	-	-	
					T	-	-	-	-	-	-	-	-	
Construction	F	-	-	11,485,009	-	-	-	-	11,485,009	Change in Budgt from \$3,530,000 to \$14,356,261.				
	TC	-	-	2,871,252	-	-	-	-	2,871,252					
	S	-	-	-	-	-	-	-	-					
	T	-	-	14,356,261	-	-	-	-	14,356,261					
Total Estimated Project Cost						-	-	14,356,261	-	-	-	-	14,356,261	

\*Fund Reconciliation for each project can be found on pages FHWA-3 thru FHWA-6  
\*\*Retroactive TC will be use for projects currently under construction.

GOVERNMENT OF PUERTO RICO  
PUERTO RICO DEPARTMENT OF TRANSPORTATION AND PUBLIC WORKS  
PUERTO RICO HIGHWAY AND TRANSPORTATION AUTHORITY  
TRANSPORTATION IMPROVEMENT PROGRAM  
FISCAL YEARS 2017-2020\*\*  
AMENDMENT # 3

Legend:  
F - Federal Funds  
TC - Toll Credits Funds  
S - State /Local Funds  
T - Total Funds

Núm.	AC-Code / Oracle # / Fed # / Program Code	Description	Town	Phase	Fed. Past Obligations / Locally Funded	TIP Fiscal Year				Future Investment	Total Est. Cost	Remarks			
						2017	2018	2019	2020						
44	AC-990155 L009900155  ZP-10, ZP-20, ZP-30	Upgrade of Safety Devices in the Highway System (2019)	Islandwide	NEPA	F	-	-	-	-	-	-	-			
					TC	-	-	-	-	-	-	-			
					S	-	-	-	-	-	-	-			
					T	-	-	-	-	-	-	-			
				Pre-Engineering	F	-	-	-	-	-	-	-	-	-	
					TC	-	-	-	-	-	-	-	-	-	
					S	-	-	-	-	-	-	-	-	-	
					T	-	-	-	-	-	-	-	-	-	
				Design	F	-	-	-	-	-	-	-	-	-	
					TC	-	-	-	-	-	-	-	-	-	
					S	-	-	-	-	-	-	-	-	-	
					T	-	-	-	-	-	-	-	-	-	
				ROW	F	-	-	-	-	-	-	-	-	-	Please See Appendix B for Project List
TC	-	-	-		-	-	-	-	-	-					
S	-	-	-		-	-	-	-	-	-					
T	-	-	-		-	-	-	-	-	-					
Construction	F	-	-	-	10,763,200	-	-	-	-	10,763,200	Change in Budget from \$4,170,000 to \$13,454,000.				
	TC	-	-	-	2,690,800	-	-	-	-	2,690,800					
	S	-	-	-	-	-	-	-	-	-					
	T	-	-	-	13,454,000	-	-	-	-	13,454,000					
Total Estimated Project Cost						-	-	-	13,454,000	-	-	13,454,000			
45	AC-800519 L009900156  ZP-10, ZP-20, ZP-30	Upgrade of Safety Devices in the Highway System (2020)	Islandwide	NEPA	F	-	-	-	-	-	-	-			
					TC	-	-	-	-	-	-	-	-	-	
					S	-	-	-	-	-	-	-	-	-	
					T	-	-	-	-	-	-	-	-	-	
				Pre-Engineering	F	-	-	-	-	-	-	-	-	-	
					TC	-	-	-	-	-	-	-	-	-	
					S	-	-	-	-	-	-	-	-	-	
					T	-	-	-	-	-	-	-	-	-	
				Design	F	-	-	-	-	-	-	-	-	-	
					TC	-	-	-	-	-	-	-	-	-	
					S	-	-	-	-	-	-	-	-	-	
					T	-	-	-	-	-	-	-	-	-	
				ROW	F	-	-	-	-	-	-	-	-	-	Please See Appendix B for Project List
TC	-	-	-		-	-	-	-	-	-					
S	-	-	-		-	-	-	-	-	-					
T	-	-	-		-	-	-	-	-	-					
Construction	F	-	-	-	-	4,000,000	-	-	-	4,000,000	Change in Budget from \$4,880,000 to \$5,000,000				
	TC	-	-	-	-	1,000,000	-	-	-	1,000,000					
	S	-	-	-	-	-	-	-	-	-					
	T	-	-	-	-	5,000,000	-	-	-	5,000,000					
Total Estimated Project Cost						-	-	-	5,000,000	-	-	5,000,000			

\*Fund Reconciliation for each project can be found on pages FHWA-3 thru FHWA-6  
\*\*Retroactive TC will be use for projects currently under construction.

GOVERNMENT OF PUERTO RICO  
PUERTO RICO DEPARTMENT OF TRANSPORTATION AND PUBLIC WORKS  
PUERTO RICO HIGHWAY AND TRANSPORTATION AUTHORITY  
TRANSPORTATION IMPROVEMENT PROGRAM  
FISCAL YEARS 2017-2020\*\*  
AMENDMENT # 3

Legend:  
F - Federal Funds  
TC - Toll Credits Funds  
S - State /Local Funds  
T - Total Funds

Núm.	AC-Code / Oracle # / Fed # / Program Code	Description	Town	Phase	Fed. Past Obligations / Locally Funded	TIP Fiscal Year				Future Investment	Total Est. Cost	Remarks
						2017	2018	2019	2020			
46	AC-992477 B009924077  ZP-20	Bridge Inventory System NBIS (33) (2018)	Islandwide	NEPA	F	-	-	-	-	-	-	Project Oligigated in FY 2017  Carry Forward Funds of NBIS30 and NBIS31 were utilized in the amount of \$1,442,009
					TC	-	-	-	-	-	-	
					S	-	-	-	-	-	-	
					T	-	-	-	-	-	-	
				Pre-Engineering	F	-	-	-	-	-	-	
					TC	-	-	-	-	-	-	
					S	-	-	-	-	-	-	
					T	-	-	-	-	-	-	
				Design	F	1,095,927	1,424,970	-	-	-	2,520,897	
					TC	273,982	356,243	-	-	-	630,224	
					S	72,100	93,748	-	-	-	165,849	
					T	1,442,009	1,874,961	-	-	-	3,316,970	
				ROW	F	-	-	-	-	-	-	
					TC	-	-	-	-	-	-	
					S	-	-	-	-	-	-	
					T	-	-	-	-	-	-	
				Construction	F	-	-	-	-	-	-	
					TC	-	-	-	-	-	-	
					S	-	-	-	-	-	-	
					T	-	-	-	-	-	-	
Total Estimated Project Cost					1,442,009	1,874,961	-	-	-	3,316,970		
47	AC-992478 B009924078  ZP-20	Bridge Inventory System NBIS (34) (2019)	Islandwide	NEPA	F	-	-	-	-	-	-	
					TC	-	-	-	-	-	-	
					S	-	-	-	-	-	-	
					T	-	-	-	-	-	-	
				Pre-Engineering	F	-	-	-	-	-	-	
					TC	-	-	-	-	-	-	
					S	-	-	-	-	-	-	
					T	-	-	-	-	-	-	
				Design	F	-	-	1,432,913	-	-	1,432,913	
					TC	-	-	358,228	-	-	358,228	
					S	-	-	-	-	-	-	
					T	-	-	1,791,141	-	-	1,791,141	
				ROW	F	-	-	-	-	-	-	
					TC	-	-	-	-	-	-	
					S	-	-	-	-	-	-	
					T	-	-	-	-	-	-	
				Construction	F	-	-	-	-	-	-	
					TC	-	-	-	-	-	-	
					S	-	-	-	-	-	-	
					T	-	-	-	-	-	-	
Total Estimated Project Cost					-	-	1,791,141	-	-	1,791,141		

\*Fund Reconciliation for each project can be found on pages FHWA-3 thru FHWA-6  
\*\*Retroactive TC will be use for projects currently under construction.

GOVERNMENT OF PUERTO RICO  
PUERTO RICO DEPARTMENT OF TRANSPORTATION AND PUBLIC WORKS  
PUERTO RICO HIGHWAY AND TRANSPORTATION AUTHORITY  
TRANSPORTATION IMPROVEMENT PROGRAM  
FISCAL YEARS 2017-2020\*\*  
AMENDMENT # 3

Legend:  
F - Federal Funds  
TC - Toll Credits Funds  
S - State /Local Funds  
T - Total Funds

Núm.	AC-Code / Oracle # / Fed # / Program Code	Description	Town	Phase	Fed. Past Obligations / Locally Funded	TIP Fiscal Year				Future Investment	Total Est. Cost	Remarks	
						2017	2018	2019	2020				
48	AC-992479 B009924079  ZP-20	Bridge Inventory System NBIS (35) (2020)	Islandwide	NEPA	F	-	-	-	-	-	-	-	
					TC	-	-	-	-	-	-	-	
					S	-	-	-	-	-	-	-	
					T						-		
				Pre-Engineering	F	-	-	-	-	-	-	-	
					TC	-	-	-	-	-	-	-	
					S	-	-	-	-	-	-	-	
					T						-		
				Design	F	-	-	-	1,400,000	-	-	1,400,000	
					TC	-	-	-	350,000	-	-	350,000	
					S	-	-	-	-	-	-	-	
					T				1,750,000			1,750,000	
				ROW	F	-	-	-	-	-	-	-	
TC	-	-	-		-	-	-	-					
S	-	-	-		-	-	-	-					
T							-						
Construction	F	-	-	-	-	-	-	-					
	TC	-	-	-	-	-	-	-					
	S	-	-	-	-	-	-	-					
	T						-						
Total Estimated Project Cost						-	-	-	1,750,000	-	-	1,750,000	
49	AC-TBD  ZP-20	Bridge Inventory System NBIS (36) (2021)	Islandwide	NEPA	F	-	-	-	-	-	-	-	
					TC	-	-	-	-	-	-	-	
					S	-	-	-	-	-	-	-	
					T						-		
				Pre-Engineering	F	-	-	-	-	-	-	-	
					TC	-	-	-	-	-	-	-	
					S	-	-	-	-	-	-	-	
					T						-		
				Design	F	-	-	-	-	1,600,000	-	1,600,000	
					TC	-	-	-	-	400,000	-	400,000	
					S	-	-	-	-	-	-	-	
					T					2,000,000		2,000,000	
				ROW	F	-	-	-	-	-	-	-	
TC	-	-	-		-	-	-	-					
S	-	-	-		-	-	-	-					
T							-						
Construction	F	-	-	-	-	-	-	-					
	TC	-	-	-	-	-	-	-					
	S	-	-	-	-	-	-	-					
	T						-						
Total Estimated Project Cost						-	-	-	-	2,000,000	-	2,000,000	

\*Fund Reconciliation for each project can be found on pages FHWA-3 thru FHWA-6  
\*\*Retroactive TC will be use for projects currently under construction.

GOVERNMENT OF PUERTO RICO  
PUERTO RICO DEPARTMENT OF TRANSPORTATION AND PUBLIC WORKS  
PUERTO RICO HIGHWAY AND TRANSPORTATION AUTHORITY  
TRANSPORTATION IMPROVEMENT PROGRAM  
FISCAL YEARS 2017-2020\*\*  
AMENDMENT # 3

Legend:  
F - Federal Funds  
TC - Toll Credits Funds  
S - State /Local Funds  
T - Total Funds

Núm.	AC-Code / Oracle # / Fed # / Program Code	Description	Town	Phase	Fed. Past Obligations / Locally Funded	TIP Fiscal Year				Future Investment	Total Est. Cost	Remarks		
						2017	2018	2019	2020					
50	AC-990133 L009900133 ZP-52(47) ZP-10, ZP-20, ZP-30	Intelligent Transportation System (ITS) (2017)	Islandwide	NEPA	F	-	-	-	-	-	-	-		
					TC	-	-	-	-	-	-	-		
					S	-	-	-	-	-	-	-		
					T	-	-	-	-	-	-	-		
				Pre-Engineering	F	-	-	-	-	-	-	-	-	
					TC	-	-	-	-	-	-	-	-	
					S	-	-	-	-	-	-	-	-	
					T	-	-	-	-	-	-	-	-	
		Design	F	-	-	-	-	-	-	-	-			
			TC	-	-	-	-	-	-	-	-			
			S	-	-	-	-	-	-	-	-			
			T	-	-	-	-	-	-	-	-			
		ROW	F	-	-	-	-	-	-	-	-			
			TC	-	-	-	-	-	-	-	-			
			S	-	-	-	-	-	-	-	-			
			T	-	-	-	-	-	-	-	-			
Construction	F	-	720,000	-	-	-	-	-	720,000					
	TC	-	180,000	-	-	-	-	-	180,000	Project Obligated in FY 2017				
	S	-	-	-	-	-	-	-	-					
	T	-	900,000	-	-	-	-	-	900,000					
Total Estimated Project Cost						-	900,000	-	-	-	-	900,000		
51	AC-990146 L009900146 ZP-10, ZP-20, ZP-30	Intelligent Transportaton System (ITS) (2018)	Islandwide	NEPA	F	-	-	-	-	-	-	-		
					TC	-	-	-	-	-	-	-	-	
					S	-	-	-	-	-	-	-	-	
					T	-	-	-	-	-	-	-	-	
				Pre-Engineering	F	-	-	-	-	-	-	-	-	
					TC	-	-	-	-	-	-	-	-	
					S	-	-	-	-	-	-	-	-	
					T	-	-	-	-	-	-	-	-	
		Design	F	-	-	-	-	-	-	-	-			
			TC	-	-	-	-	-	-	-	-			
			S	-	-	-	-	-	-	-	-			
			T	-	-	-	-	-	-	-	-			
		ROW	F	-	-	-	-	-	-	-	-			
			TC	-	-	-	-	-	-	-	-			
			S	-	-	-	-	-	-	-	-			
			T	-	-	-	-	-	-	-	-			
Construction	F	-	-	1,805,000	-	-	-	-	1,805,000					
	TC	-	-	451,250	-	-	-	-	451,250	Please See Appendix D for Project				
	S	-	-	118,750	-	-	-	-	118,750	List				
	T	-	-	2,375,000	-	-	-	-	2,375,000					
Total Estimated Project Cost						-	-	2,375,000	-	-	-	2,375,000		

\*Fund Reconciliation for each project can be found on pages FHWA-3 thru FHWA-6  
\*\*Retroactive TC will be use for projects currently under construction.

GOVERNMENT OF PUERTO RICO  
PUERTO RICO DEPARTMENT OF TRANSPORTATION AND PUBLIC WORKS  
PUERTO RICO HIGHWAY AND TRANSPORTATION AUTHORITY  
TRANSPORTATION IMPROVEMENT PROGRAM  
FISCAL YEARS 2017-2020\*\*  
AMENDMENT # 3

Legend:  
F - Federal Funds  
TC - Toll Credits Funds  
S - State /Local Funds  
T - Total Funds

Núm.	AC-Code / Oracle # / Fed # / Program Code	Description	Town	Phase	Fed. Past Obligations / Locally Funded	TIP Fiscal Year				Future Investment	Total Est. Cost	Remarks			
						2017	2018	2019	2020						
52	AC-990153 L009900153  ZP-10, ZP-20, ZP-30	Intelligent Transportation System (ITS) (2019)	Islandwide	NEPA	F	-	-	-	-	-	-	-			
					TC	-	-	-	-	-	-	-			
					S	-	-	-	-	-	-	-			
					T	-	-	-	-	-	-	-			
				Pre-Engineering	F	-	-	-	-	-	-	-	-	-	
					TC	-	-	-	-	-	-	-	-	-	
					S	-	-	-	-	-	-	-	-	-	
					T	-	-	-	-	-	-	-	-	-	
				Design	F	-	-	-	-	-	-	-	-	-	
					TC	-	-	-	-	-	-	-	-	-	
					S	-	-	-	-	-	-	-	-	-	
					T	-	-	-	-	-	-	-	-	-	
				ROW	F	-	-	-	-	-	-	-	-	-	
					TC	-	-	-	-	-	-	-	-	-	
S	-	-	-		-	-	-	-	-	-					
T	-	-	-		-	-	-	-	-	-					
Construction	F	-	-	-	2,584,000	-	-	-	2,584,000		Please See Appendix D for Project List				
	TC	-	-	-	646,000	-	-	-	646,000						
	S	-	-	-	170,000	-	-	-	170,000						
	T	-	-	-	3,400,000	-	-	-	3,400,000						
Total Estimated Project Cost						-	-	-	3,400,000	-	-	3,400,000			
53	AC-990156 L009900156  ZP-10, ZP-20, ZP-30	Intelligent Transportation System (ITS) (2020)	Islandwide	NEPA	F	-	-	-	-	-	-	-			
					TC	-	-	-	-	-	-	-	-		
					S	-	-	-	-	-	-	-	-		
					T	-	-	-	-	-	-	-	-		
				Pre-Engineering	F	-	-	-	-	-	-	-	-	-	
					TC	-	-	-	-	-	-	-	-	-	
					S	-	-	-	-	-	-	-	-	-	
					T	-	-	-	-	-	-	-	-	-	
				Design	F	-	-	-	-	-	-	-	-	-	
					TC	-	-	-	-	-	-	-	-	-	
					S	-	-	-	-	-	-	-	-	-	
					T	-	-	-	-	-	-	-	-	-	
				ROW	F	-	-	-	-	-	-	-	-	-	
					TC	-	-	-	-	-	-	-	-	-	
S	-	-	-		-	-	-	-	-	-					
T	-	-	-		-	-	-	-	-	-					
Construction	F	-	-	-	-	4,360,000	-	-	4,360,000		Please See Appendix D for Project List				
	TC	-	-	-	-	1,090,000	-	-	1,090,000						
	S	-	-	-	-	286,842	-	-	286,842						
	T	-	-	-	-	5,736,842	-	-	5,736,842						
Total Estimated Project Cost						-	-	-	-	5,736,842	-	-	5,736,842		

\*Fund Reconciliation for each project can be found on pages FHWA-3 thru FHWA-6  
\*\*Retroactive TC will be use for projects currently under construction.

GOVERNMENT OF PUERTO RICO  
PUERTO RICO DEPARTMENT OF TRANSPORTATION AND PUBLIC WORKS  
PUERTO RICO HIGHWAY AND TRANSPORTATION AUTHORITY  
TRANSPORTATION IMPROVEMENT PROGRAM  
FISCAL YEARS 2017-2020\*\*  
AMENDMENT # 3

Legend:  
F - Federal Funds  
TC - Toll Credits Funds  
S - State /Local Funds  
T - Total Funds

Núm.	AC-Code / Oracle # / Fed # / Program Code	Description	Town	Phase	Fed. Past Obligations / Locally Funded	TIP Fiscal Year				Future Investment	Total Est. Cost	Remarks		
						2017	2018	2019	2020					
54	AC-990135 L009900135 ZP-52(51), 52(52) ZP-20(8), 152(9) ZP-152(10) ZP-10, ZP-20, ZP-30	Islandwide Roadwide Traffic Signals, Pavement Marking, Signing and Geometric Safety Improvements Projects (2017)	NEPA	F	-	-	-	-	-	-	-			
				TC	-	-	-	-	-	-				
				S	-	-	-	-	-	-				
				T	-	-	-	-	-	-				
		PR-52, from km 49 to km 52.3, Salinas - \$3,424,227	Pre-Engineering	F	-	-	-	-	-	-	-	-		
				TC	-	-	-	-	-	-				
				S	-	-	-	-	-	-				
				T	-	-	-	-	-	-				
		PR-52, from km 55.3 to km 61, Salinas - \$3,676,500	Design	F	-	-	-	-	-	-	-	-	Please See Appendix B for Project List	
				TC	-	-	-	-	-	-				
				S	-	-	-	-	-	-				
				T	-	-	-	-	-	-				
		PR-20 from km 0 to km 10, Guaynabo - \$16,976,051	ROW	F	-	-	-	-	-	-	-	-	Originally Programmed in the amount of \$21,475,000. Obligated in FY 2017 with \$27,431,780	
				TC	-	-	-	-	-	-				
S	-			-	-	-	-	-						
T	-			-	-	-	-	-						
PR-152 from km 0 to km 11.5, Barranquitas - Naranjito - \$1,980,001	Construction	F	-	22,014,003	-	-	-	-	-	22,014,003				
		TC	-	5,417,777	-	-	-	-	5,417,777					
		S	-	-	-	-	-	-	-					
		T	-	27,431,780	-	-	-	-	27,431,780					
Total Estimated Project Cost					-	27,431,780	-	-	-	-	27,431,780			
55	AC-990145 L009900145 ZP-10, ZP-20, ZP-30	Islandwide Roadwide Traffic Signals, Pavement Marking, Signing and Geometric Safety Improvements Projects (2018)	NEPA	F	-	-	-	-	-	-	-			
				TC	-	-	-	-	-	-				
				S	-	-	-	-	-	-				
				T	-	-	-	-	-	-				
			Pre-Engineering	F	-	-	-	-	-	-	-	-	-	
				TC	-	-	-	-	-	-				
				S	-	-	-	-	-	-				
				T	-	-	-	-	-	-				
			Design	F	-	-	-	-	-	-	-	-	-	Please See Appendix B for Project List
				TC	-	-	-	-	-	-				
				S	-	-	-	-	-	-				
				T	-	-	-	-	-	-				
			ROW	F	-	-	-	-	-	-	-	-	-	Change in Budget from \$18,545,280 to \$6,459,210
				TC	-	-	-	-	-	-				
S	-	-		-	-	-	-							
T	-	-		-	-	-	-							
Construction	F	-	-	5,167,368	-	-	-	5,167,368	Advance Construction Funds of \$4,433,270.05 were utilized for Fiscal Year 2017					
	TC	-	-	1,291,842	-	-	-	1,291,842						
	S	-	-	-	-	-	-	-						
	T	-	-	6,459,210	-	-	-	6,459,210						
Total Estimated Project Cost					-	-	6,459,210	-	-	-	6,459,210			

\*Fund Reconciliation for each project can be found on pages FHWA-3 thru FHWA-6  
\*\*Retroactive TC will be use for projects currently under construction.

GOVERNMENT OF PUERTO RICO  
PUERTO RICO DEPARTMENT OF TRANSPORTATION AND PUBLIC WORKS  
PUERTO RICO HIGHWAY AND TRANSPORTATION AUTHORITY  
TRANSPORTATION IMPROVEMENT PROGRAM  
FISCAL YEARS 2017-2020\*\*  
AMENDMENT # 3

Legend:  
F - Federal Funds  
TC - Toll Credits Funds  
S - State /Local Funds  
T - Total Funds

Núm.	AC-Code / Oracle # / Fed # / Program Code	Description	Town	Phase	Fed. Past Obligations / Locally Funded	TIP Fiscal Year				Future Investment	Total Est. Cost	Remarks		
						2017	2018	2019	2020					
56	AC-800514 L009999514  ZP-10, ZP-20, ZP-30	Islandwide Roadwide Traffic Signals, Pavement Marking, Signing and Geometric Safety Improvements Projects (2019)	Islandwide	NEPA	F	-	-	-	-	-	-	-		
					TC	-	-	-	-	-	-	-		
					S	-	-	-	-	-	-	-		
					T						-			
				Pre-Engineering	F	-	-	-	-	-	-	-	-	
					TC	-	-	-	-	-	-	-	-	
					S	-	-	-	-	-	-	-	-	
					T						-			
				Design	F	-	-	-	-	-	-	-	-	
					TC	-	-	-	-	-	-	-	-	
					S	-	-	-	-	-	-	-	-	
					T						-			
				ROW	F	-	-	-	-	-	-	-	-	Please See Appendix B for Project List
					TC	-	-	-	-	-	-	-	-	
					S	-	-	-	-	-	-	-	-	
					T						-			
Construction	F	-	-	-	10,015,747	-	-	10,015,747		Change in Budget from \$23,800,000 to \$12,519,684				
	TC	-	-	-	2,503,937	-	-	2,503,937						
	S	-	-	-	-	-	-	-						
	T				12,519,684			12,519,684						
Total Estimated Project Cost						-	-	12,519,684	-	-	12,519,684			
57	AC-800521 L009999521  ZP-10, ZP-20, ZP-30	Islandwide Roadwide Traffic Signals, Pavement Marking, Signing and Geometric Safety Improvements Projects (2020)	Islandwide	NEPA	F	-	-	-	-	-	-	-		
					TC	-	-	-	-	-	-	-	-	
					S	-	-	-	-	-	-	-	-	
					T						-			
				Pre-Engineering	F	-	-	-	-	-	-	-	-	
					TC	-	-	-	-	-	-	-	-	
					S	-	-	-	-	-	-	-	-	
					T						-			
				Design	F	-	-	-	-	-	-	-	-	
					TC	-	-	-	-	-	-	-	-	
					S	-	-	-	-	-	-	-	-	
					T						-			
				ROW	F	-	-	-	-	-	-	-	-	Please See Appendix B for Project List
					TC	-	-	-	-	-	-	-	-	
					S	-	-	-	-	-	-	-	-	
					T						-			
Construction	F	-	-	-	-	19,958,698	-	19,958,698		Change in Budget from \$25,307,116 to \$24,948,372				
	TC	-	-	-	-	4,989,674	-	4,989,674						
	S	-	-	-	-	-	-	-	-					
	T					24,948,372		24,948,372						
Total Estimated Project Cost						-	-	-	-	-	24,948,372			

\*Fund Reconciliation for each project can be found on pages FHWA-3 thru FHWA-6  
\*\*Retroactive TC will be use for projects currently under construction.



GOVERNMENT OF PUERTO RICO  
PUERTO RICO DEPARTMENT OF TRANSPORTATION AND PUBLIC WORKS  
PUERTO RICO HIGHWAY AND TRANSPORTATION AUTHORITY  
TRANSPORTATION IMPROVEMENT PROGRAM  
FISCAL YEARS 2017-2020\*\*  
AMENDMENT # 3

Legend:  
F - Federal Funds  
TC - Toll Credits Funds  
S - State /Local Funds  
T - Total Funds

Núm.	AC-Code / Oracle # / Fed # / Program Code	Description	Town	Phase	Fed. Past Obligations / Locally Funded	TIP Fiscal Year				Future Investment	Total Est. Cost	Remarks			
						2017	2018	2019	2020						
58	AC-800492 L009999492  ZP-10, ZP-20, ZP-30	Implementation of Strategic Highway Safety Plan (2017)	Islandwide	NEPA	F	-	-	-	-	-	-	-			
					TC	-	-	-	-	-	-	-			
					S	-	-	-	-	-	-	-			
					T	-	-	-	-	-	-	-			
				Pre-Engineering	F	-	-	-	-	-	-	-	-	-	
					TC	-	-	-	-	-	-	-	-	-	
					S	-	-	-	-	-	-	-	-	-	
					T	-	-	-	-	-	-	-	-	-	
				Design	F	-	-	-	-	-	-	-	-	-	
					TC	-	-	-	-	-	-	-	-	-	
					S	-	-	-	-	-	-	-	-	-	
					T	-	-	-	-	-	-	-	-	-	
				ROW	F	-	-	-	-	-	-	-	-	-	
					TC	-	-	-	-	-	-	-	-	-	
S	-	-	-		-	-	-	-	-	-					
T	-	-	-		-	-	-	-	-	-					
Construction	F	-	-	-	-	-	-	-	-	-					
	TC	-	-	-	-	-	-	-	-	-					
	S	-	-	-	-	-	-	-	-	-	Projects were not ready on time for obligation				
	T	-	-	-	-	-	-	-	-	-					
Total Estimated Project Cost						-	-	-	-	-	-	-			
59	AC-800493 L009999493  ZP-10, ZP-20, ZP-30	Implementation of Strategic Highway Safety Plan (2018)	Islandwide	NEPA	F	-	-	-	-	-	-	-			
					TC	-	-	-	-	-	-	-	-	-	
					S	-	-	-	-	-	-	-	-	-	
					T	-	-	-	-	-	-	-	-	-	
				Pre-Engineering	F	-	-	-	-	-	-	-	-	-	
					TC	-	-	-	-	-	-	-	-	-	
					S	-	-	-	-	-	-	-	-	-	
					T	-	-	-	-	-	-	-	-	-	
				Design	F	-	-	-	-	-	-	-	-	-	
					TC	-	-	-	-	-	-	-	-	-	
					S	-	-	-	-	-	-	-	-	-	
					T	-	-	-	-	-	-	-	-	-	
				ROW	F	-	-	-	-	-	-	-	-	-	
					TC	-	-	-	-	-	-	-	-	-	
					S	-	-	-	-	-	-	-	-	-	Please See Appendix B for Project List
					T	-	-	-	-	-	-	-	-	-	
				Construction	F	-	-	2,000,000	-	-	-	2,000,000	-	2,000,000	Change in Budget from \$3M to \$2.5M
					TC	-	-	500,000	-	-	-	-	-	500,000	
S	-	-	-		-	-	-	-	-	-					
T	-	-	2,500,000		-	-	-	-	-	2,500,000					
Total Estimated Project Cost						-	-	2,500,000	-	-	-	2,500,000			

\*Fund Reconciliation for each project can be found on pages FHWA-3 thru FHWA-6  
\*\*Retroactive TC will be use for projects currently under construction.

GOVERNMENT OF PUERTO RICO  
PUERTO RICO DEPARTMENT OF TRANSPORTATION AND PUBLIC WORKS  
PUERTO RICO HIGHWAY AND TRANSPORTATION AUTHORITY  
TRANSPORTATION IMPROVEMENT PROGRAM  
FISCAL YEARS 2017-2020\*\*  
AMENDMENT # 3

Legend:  
F - Federal Funds  
TC - Toll Credits Funds  
S - State /Local Funds  
T - Total Funds

Núm.	AC-Code / Oracle # / Fed # / Program Code	Description	Town	Phase	Fed. Past Obligations / Locally Funded	TIP Fiscal Year				Future Investment	Total Est. Cost	Remarks			
						2017	2018	2019	2020						
60	AC-800515 L009999515  ZP-10, ZP-20, ZP-30	Implementation of Strategic Highway Safety Plan (2019)	Islandwide	NEPA	F	-	-	-	-	-	-	-			
					TC	-	-	-	-	-	-	-			
					S	-	-	-	-	-	-	-			
					T	-	-	-	-	-	-	-			
				Pre-Engineering	F	-	-	-	-	-	-	-	-	-	
					TC	-	-	-	-	-	-	-	-	-	
					S	-	-	-	-	-	-	-	-	-	
					T	-	-	-	-	-	-	-	-	-	
				Design	F	-	-	-	-	-	-	-	-	-	
					TC	-	-	-	-	-	-	-	-	-	
					S	-	-	-	-	-	-	-	-	-	
					T	-	-	-	-	-	-	-	-	-	
				ROW	F	-	-	-	-	-	-	-	-	-	Please See Appendix B for Project List
					TC	-	-	-	-	-	-	-	-	-	
S	-	-	-		-	-	-	-	-	-					
T	-	-	-		-	-	-	-	-	-					
Construction	F	-	-	-	4,800,000	-	-	4,800,000	-	4,800,000	Change in Budget from \$5,780,000 to \$6M				
	TC	-	-	-	1,200,000	-	-	-	-	1,200,000					
	S	-	-	-	-	-	-	-	-	-					
	T	-	-	-	6,000,000	-	-	-	6,000,000	-					
Total Estimated Project Cost						-	-	6,000,000	-	-	6,000,000				
61	AC-800520 L009999520  ZP-10, ZP-20, ZP-30	Implementation of Strategic Highway Safety Plan (2020)	Islandwide	NEPA	F	-	-	-	-	-	-	-			
					TC	-	-	-	-	-	-	-	-	-	
					S	-	-	-	-	-	-	-	-	-	
					T	-	-	-	-	-	-	-	-	-	
				Pre-Engineering	F	-	-	-	-	-	-	-	-	-	
					TC	-	-	-	-	-	-	-	-	-	
					S	-	-	-	-	-	-	-	-	-	
					T	-	-	-	-	-	-	-	-	-	
				Design	F	-	-	-	-	-	-	-	-	-	
					TC	-	-	-	-	-	-	-	-	-	
					S	-	-	-	-	-	-	-	-	-	
					T	-	-	-	-	-	-	-	-	-	
				ROW	F	-	-	-	-	-	-	-	-	-	Please See Appendix B for Project List
					TC	-	-	-	-	-	-	-	-	-	
S	-	-	-		-	-	-	-	-	-					
T	-	-	-		-	-	-	-	-	-					
Construction	F	-	-	-	-	3,041,302	-	-	-	3,041,302	Change in Budget from \$5,339,200 to \$3,801,628				
	TC	-	-	-	-	760,326	-	-	-	760,326					
	S	-	-	-	-	-	-	-	-	-					
	T	-	-	-	-	3,801,628	-	-	-	3,801,628					
Total Estimated Project Cost						-	-	3,801,628	-	-	3,801,628				

\*Fund Reconciliation for each project can be found on pages FHWA-3 thru FHWA-6  
\*\*Retroactive TC will be use for projects currently under construction.

GOVERNMENT OF PUERTO RICO  
PUERTO RICO DEPARTMENT OF TRANSPORTATION AND PUBLIC WORKS  
PUERTO RICO HIGHWAY AND TRANSPORTATION AUTHORITY  
TRANSPORTATION IMPROVEMENT PROGRAM  
FISCAL YEARS 2017-2020\*\*  
AMENDMENT # 3

Legend:  
F - Federal Funds  
TC - Toll Credits Funds  
S - State /Local Funds  
T - Total Funds

Núm.	AC-Code / Oracle # / Fed # / Program Code	Description	Town	Phase	Fed. Past Obligations / Locally Funded	TIP Fiscal Year				Future Investment	Total Est. Cost	Remarks			
						2017	2018	2019	2020						
62	AC-990151 L009900151  ZP-40, ZP-50	Highway Safety Improvements - Puerto Rico Section 154 and 164 Penalty (HSIP-Eligible Activities) (2017)	Islandwide	NEPA	F	-	-	-	-	-	-	-			
					TC	-	-	-	-	-	-	-			
					S	-	-	-	-	-	-	-			
					T	-	-	-	-	-	-	-			
				Pre-Engineering	F	-	-	-	-	-	-	-	-	-	
					TC	-	-	-	-	-	-	-	-	-	
					S	-	-	-	-	-	-	-	-	-	
					T	-	-	-	-	-	-	-	-	-	
				Design	F	-	-	-	-	-	-	-	-	-	
					TC	-	-	-	-	-	-	-	-	-	
					S	-	-	-	-	-	-	-	-	-	
					T	-	-	-	-	-	-	-	-	-	
				ROW	F	-	-	-	-	-	-	-	-	-	
					TC	-	-	-	-	-	-	-	-	-	
S	-	-	-		-	-	-	-	-	-					
T	-	-	-		-	-	-	-	-	-					
Construction	F	-	-	-	-	-	-	-	-	-					
	TC	-	-	-	-	-	-	-	-	-					
	S	-	-	-	-	-	-	-	-	-	Projects were not ready on time for obligation				
	T	-	-	-	-	-	-	-	-	-					
Total Estimated Project Cost						-	-	-	-	-	-				
63	AC-990152 L009900152  ZP-40, ZP-50	Highway Safety Improvements - Puerto Rico Section 154 and 164 Penalty (HSIP-Eligible Activities) (2018)	Islandwide	NEPA	F	-	-	-	-	-	-	-			
					TC	-	-	-	-	-	-	-	-		
					S	-	-	-	-	-	-	-	-		
					T	-	-	-	-	-	-	-	-		
				Pre-Engineering	F	-	-	-	-	-	-	-	-	-	
					TC	-	-	-	-	-	-	-	-	-	
					S	-	-	-	-	-	-	-	-	-	
					T	-	-	-	-	-	-	-	-	-	
				Design	F	-	-	-	-	-	-	-	-	-	
					TC	-	-	-	-	-	-	-	-	-	
					S	-	-	-	-	-	-	-	-	-	
					T	-	-	-	-	-	-	-	-	-	
				ROW	F	-	-	-	-	-	-	-	-	-	
					TC	-	-	-	-	-	-	-	-	-	
					S	-	-	-	-	-	-	-	-	-	
					T	-	-	-	-	-	-	-	-	-	
				Construction	F	-	-	2,888,000	-	-	-	2,888,000			
					TC	-	-	722,000	-	-	-	722,000			Please See Appendix B for Project
S	-	-	190,000		-	-	-	190,000			List				
T	-	-	3,800,000		-	-	-	3,800,000							
Total Estimated Project Cost						-	-	3,800,000	-	-	-	3,800,000			

\*Fund Reconciliation for each project can be found on pages FHWA-3 thru FHWA-6  
\*\*Retroactive TC will be use for projects currently under construction.

GOVERNMENT OF PUERTO RICO  
PUERTO RICO DEPARTMENT OF TRANSPORTATION AND PUBLIC WORKS  
PUERTO RICO HIGHWAY AND TRANSPORTATION AUTHORITY  
TRANSPORTATION IMPROVEMENT PROGRAM  
FISCAL YEARS 2017-2020\*\*  
AMENDMENT # 3

Legend:  
F - Federal Funds  
TC - Toll Credits Funds  
S - State /Local Funds  
T - Total Funds

Núm.	AC-Code / Oracle # / Fed # / Program Code	Description	Town	Phase	Fed. Past Obligations / Locally Funded	TIP Fiscal Year				Future Investment	Total Est. Cost	Remarks			
						2017	2018	2019	2020						
64	AC-990154 L009900154  ZP-40, ZP-50	Highway Safety Improvements - Puerto Rico Section 154 and 164 Penalty (HSIP-Eligible Activities) (2019)	Islandwide	NEPA	F	-	-	-	-	-	-	-			
					TC	-	-	-	-	-	-	-			
					S	-	-	-	-	-	-	-			
					T	-	-	-	-	-	-	-			
				Pre-Engineering	F	-	-	-	-	-	-	-	-	-	
					TC	-	-	-	-	-	-	-	-	-	
					S	-	-	-	-	-	-	-	-	-	
					T	-	-	-	-	-	-	-	-	-	
				Design	F	-	-	-	-	-	-	-	-	-	
					TC	-	-	-	-	-	-	-	-	-	
					S	-	-	-	-	-	-	-	-	-	
					T	-	-	-	-	-	-	-	-	-	
				ROW	F	-	-	-	-	-	-	-	-	-	
					TC	-	-	-	-	-	-	-	-	-	
S	-	-	-		-	-	-	-	-	-					
T	-	-	-		-	-	-	-	-	-					
Construction	F	-	-	-	2,888,000	-	-	2,888,000	-	2,888,000	Please See Appendix B for Project List				
	TC	-	-	-	722,000	-	-	722,000	-	722,000					
	S	-	-	-	190,000	-	-	190,000	-	190,000					
	T	-	-	-	3,800,000	-	-	3,800,000	-	3,800,000					
Total Estimated Project Cost						-	-	-	3,800,000	-	-	3,800,000			
65	AC-990157 L009900157  ZP-40, ZP-50	Highway Safety Improvements - Puerto Rico Section 154 and 164 Penalty (HSIP-Eligible Activities) (2020)	Islandwide	NEPA	F	-	-	-	-	-	-	-			
					TC	-	-	-	-	-	-	-	-	-	
					S	-	-	-	-	-	-	-	-	-	
					T	-	-	-	-	-	-	-	-	-	
				Pre-Engineering	F	-	-	-	-	-	-	-	-	-	
					TC	-	-	-	-	-	-	-	-	-	
					S	-	-	-	-	-	-	-	-	-	
					T	-	-	-	-	-	-	-	-	-	
				Design	F	-	-	-	-	-	-	-	-	-	
					TC	-	-	-	-	-	-	-	-	-	
					S	-	-	-	-	-	-	-	-	-	
					T	-	-	-	-	-	-	-	-	-	
				ROW	F	-	-	-	-	-	-	-	-	-	
					TC	-	-	-	-	-	-	-	-	-	
S	-	-	-		-	-	-	-	-	-					
T	-	-	-		-	-	-	-	-	-					
Construction	F	-	-	-	-	2,888,000	-	2,888,000	-	2,888,000	Please See Appendix B for Project List				
	TC	-	-	-	-	722,000	-	722,000	-	722,000					
	S	-	-	-	-	190,000	-	190,000	-	190,000					
	T	-	-	-	-	3,800,000	-	3,800,000	-	3,800,000					
Total Estimated Project Cost						-	-	-	-	3,800,000	-	-	3,800,000		

\*Fund Reconciliation for each project can be found on pages FHWA-3 thru FHWA-6  
\*\*Retroactive TC will be use for projects currently under construction.

GOVERNMENT OF PUERTO RICO  
PUERTO RICO DEPARTMENT OF TRANSPORTATION AND PUBLIC WORKS  
PUERTO RICO HIGHWAY AND TRANSPORTATION AUTHORITY  
TRANSPORTATION IMPROVEMENT PROGRAM  
FISCAL YEARS 2017-2020\*\*  
AMENDMENT # 3

Legend:  
F - Federal Funds  
TC - Toll Credits Funds  
S - State /Local Funds  
T - Total Funds

Núm.	AC-Code / Oracle # / Fed # / Program Code	Description	Town	Phase	Fed. Past Obligations / Locally Funded	TIP Fiscal Year				Future Investment	Total Est. Cost	Remarks			
						2017	2018	2019	2020						
66	AC-800480 L009999480  ZP-10, ZP-20	Technical Studies NEPA San Lorenzo Bypass from PR-181 Int. PR-183 to PR-181 Int. PR-9912 (AC-918101)	Islandwide	NEPA	F	-	381,464	-	-	-	-	381,464	Originally Programmed in the amount of \$375K. Obligated in FY 2017 in the amount of \$478,149		
					TC	-	93,881	-	-	-	93,881				
					S	-	2,805	-	-	-	2,805				
					T	-	478,149	-	-	-	478,149				
				Pre-Engineering	F	-	-	-	-	-	-	-	-	-	-
					TC	-	-	-	-	-	-	-	-	-	-
					S	-	-	-	-	-	-	-	-	-	-
					T	-	-	-	-	-	-	-	-	-	-
				Design	F	-	-	-	-	-	-	-	-	-	-
					TC	-	-	-	-	-	-	-	-	-	-
					S	-	-	-	-	-	-	-	-	-	-
					T	-	-	-	-	-	-	-	-	-	-
				ROW	F	-	-	-	-	-	-	-	-	-	-
					TC	-	-	-	-	-	-	-	-	-	-
					S	-	-	-	-	-	-	-	-	-	-
					T	-	-	-	-	-	-	-	-	-	-
				Construction	F	-	-	-	-	-	-	-	-	-	-
					TC	-	-	-	-	-	-	-	-	-	-
					S	-	-	-	-	-	-	-	-	-	-
					T	-	-	-	-	-	-	-	-	-	-
Total Estimated Project Cost						-	478,149	-	-	-	478,149				
Islandwide Total						44,914,673	92,398,074	106,170,699	77,850,753	107,478,198	-	428,812,397			
67	AC-TBD	Toll Credits to be used for Change Orders and Extra Work Orders - Availability of funds provided by the Deobligation of Projects	Islandwide	NEPA	F	-	-	-	-	-	-	-	-		
					TC	-	500,000	500,000	500,000	500,000	500,000	2,500,000			
					S	-	-	-	-	-	-	-			
					T	-	500,000	500,000	500,000	500,000	500,000	2,500,000			
				Pre-Engineering	F	-	-	-	-	-	-	-	-	-	-
					TC	-	500,000	500,000	500,000	500,000	500,000	2,500,000			
					S	-	-	-	-	-	-	-			
					T	-	500,000	500,000	500,000	500,000	500,000	2,500,000			
				Design	F	-	-	-	-	-	-	-	-	-	-
					TC	-	500,000	500,000	500,000	500,000	500,000	2,500,000			
					S	-	-	-	-	-	-	-			
					T	-	500,000	500,000	500,000	500,000	500,000	2,500,000			
				ROW	F	-	-	-	-	-	-	-	-	-	-
					TC	-	500,000	500,000	500,000	500,000	500,000	2,500,000			
					S	-	-	-	-	-	-	-			
					T	-	500,000	500,000	500,000	500,000	500,000	2,500,000			
				Construction	F	-	-	-	-	-	-	-	-	-	-
					TC	-	6,000,000	6,000,000	6,000,000	6,000,000	6,000,000	30,000,000			
					S	-	-	-	-	-	-	-			
					T	-	6,000,000	6,000,000	6,000,000	6,000,000	6,000,000	30,000,000			
Total Estimated Project Cost						-	8,000,000	8,000,000	8,000,000	8,000,000	8,000,000	40,000,000			

\*Fund Reconciliation for each project can be found on pages FHWA-3 thru FHWA-6  
\*\*Retroactive TC will be use for projects currently under construction.

GOVERNMENT OF PUERTO RICO  
PUERTO RICO DEPARTMENT OF TRANSPORTATION AND PUBLIC WORKS  
PUERTO RICO HIGHWAY AND TRANSPORTATION AUTHORITY  
TRANSPORTATION IMPROVEMENT PROGRAM  
FISCAL YEARS 2017-2020\*\*  
ISLANDWIDE EMERGENCY RELIEF PROJECTS - STORM OTTO

Legend:  
F - Federal Funds  
TC - Toll Credits Funds  
S - State /Local Funds  
T - Total Funds

AC-Code / Oracle		Description	Town	Phase	Fed. Past Obligations / Locally Funded	TIP Fiscal Year				Future Investment	Total Est. Cost	Remarks
Núm.	# / Fed # / Program Code					2017	2018	2019	2020			
ISLANDWIDE EMERGENCY RELIEF PROJECTS - STORM OTTO												
1	AC-065606 R00065606 ER-656(2) ER-80	Reconstruction of PR-656 km. 2.3	Arecibo	NEPA	F	-	-	-	-	-	-	-
					TC	-	-	-	-	-	-	-
					S	-	-	-	-	-	-	-
					T						-	
				Pre-Engineering	F	-	-	-	-	-	-	-
					TC	-	-	-	-	-	-	-
					S	-	-	-	-	-	-	-
					T						-	
				Design	F	-	-	-	-	-	-	-
					TC	-	-	-	-	-	-	-
					S	-	-	-	-	-	-	-
					T						-	
				ROW	F	381,391	-	-	-	-	-	381,391
					TC	-	-	-	-	-	-	-
					S	93,863	-	-	-	-	-	93,863
					T	475,254						475,254
Construction	F	2,608,056	915,805	-	-	-	3,523,861	Change in Fiscal Year from FY 2017 to FY 2018				
	TC	-	990,822	-	-	-	-					
	S	620,995	-	-	-	-	1,611,817					
	T	3,229,051	1,751,775	-	-	-	4,980,826					
Total Estimated Project Cost					3,704,305	-	1,751,775	-	-	-	5,456,080	

GOVERNMENT OF PUERTO RICO  
PUERTO RICO DEPARTMENT OF TRANSPORTATION AND PUBLIC WORKS  
PUERTO RICO HIGHWAY AND TRANSPORTATION AUTHORITY  
TRANSPORTATION IMPROVEMENT PROGRAM  
FISCAL YEARS 2017-2020\*\*  
ISLANDWIDE EMERGENCY RELIEF PROJECT - HEAVY RAINS OF MARCH 2012

Legend:  
F - Federal Funds  
TC - Toll Credits Funds  
S - State /Local Funds  
T - Total Funds

AC-Code / Oracle		Description	Town	Phase	Fed. Past Obligations / Locally Funded	TIP Fiscal Year				Future Investment	Total Est. Cost	Remarks		
Núm.	# / Fed # / Program Code					2017	2018	2019	2020					
ISLANDWIDE EMERGENCY RELIEF PROJECT - HEAVY RAINS OF MARCH 2012														
1	AC-100081 R000010181 ER-10(72) ER-90	Reconstruction of PR-10, kms. 59.4, 60.4, 60.9, 61.1	Utuado	NEPA	F	-	-	-	-	-	-	-	The \$3,189,871.20 available in the ER-90 fund will be used. Additional funds of \$7,458,859 is programmed in the STIP for FY 2018.	
					TC	-	-	-	-	-	-	-		
					S	-	-	-	-	-	-	-		
					T							-		
				Pre-Engineering	F	-	-	-	-	-	-	-		-
					TC	-	-	-	-	-	-	-		-
					S	-	-	-	-	-	-	-		-
					T							-		
				Design	F	516,730	-	-	-	-	-	516,730		
					TC	-	-	-	-	-	-	-		
					S	164,080	-	-	-	-	-	164,080		
					T	680,810						680,810		
				ROW	F	-	160,000	-	-	-	-	160,000		
					TC	-	-	-	-	-	-	-		
					S	-	40,000	-	-	-	-	40,000		
					T		200,000					200,000		
				Construction	F	-	-	8,518,984	-	-	-	8,518,984		
					TC	-	-	-	-	-	-	-		
					S	-	-	2,129,746	-	-	-	2,129,746		
					T	-		10,648,730				10,648,730		
Total Estimated Project Cost					680,810	200,000	10,648,730	-	-	-	11,529,540			
2	AC-111131 R000111131 ER-111(29) ER-90	Reconstruction of PR-111, Kms. 4.0, 4.2	Utuado	NEPA	F	-	-	-	-	-	-	-		
					TC	-	-	-	-	-	-	-		
					S	-	-	-	-	-	-	-		
					T							-		
				Pre-Engineering	F	163,666	-	-	-	-	-	163,666		
					TC	40,917	-	-	-	-	-	40,917		
					S	-	-	-	-	-	-	-		
					T	204,583						204,583		
				Design	F	-	-	-	-	-	-	-		
					TC	-	-	-	-	-	-	-		
					S	-	-	-	-	-	-	-		
					T							-		
				ROW	F	646	-	-	-	-	-	646		
					TC	162	-	-	-	-	-	162		
					S	-	-	-	-	-	-	-		
					T	808		-				808		
				Construction	F	-	1,834,507	-	-	-	-	1,834,507		
					TC	-	-	-	-	-	-	-		
					S	-	451,483	-	-	-	-	451,483		
					T		2,285,990					2,285,990		
Total Estimated Project Cost					205,391	2,285,990	-	-	-	2,491,381				

GOVERNMENT OF PUERTO RICO  
PUERTO RICO DEPARTMENT OF TRANSPORTATION AND PUBLIC WORKS  
PUERTO RICO HIGHWAY AND TRANSPORTATION AUTHORITY  
TRANSPORTATION IMPROVEMENT PROGRAM  
FISCAL YEARS 2017-2020\*\*  
ISLANDWIDE EMERGENCY RELIEF PROJECT - HEAVY RAINS OF MARCH 2012

Legend:  
F - Federal Funds  
TC - Toll Credits Funds  
S - State /Local Funds  
T - Total Funds

Núm.	AC-Code / Oracle # / Fed # / Program Code	Description	Town	Phase	Fed. Past Obligations / Locally Funded	TIP Fiscal Year				Future Investment	Total Est. Cost	Remarks	
						2017	2018	2019	2020				
3	AC-111133 R000111133 ER-90	Reconstruction PR-111 kms. 10.8, 5.7, 12.5	Utuado	NEPA	F	-	-	-	-	-	-	-	
					TC	-	-	-	-	-	-	-	
					S	-	-	-	-	-	-	-	
					T							-	
				Pre-Engineering	F	-	-	-	-	-	-	-	
					TC	-	-	-	-	-	-	-	
					S	-	-	-	-	-	-	-	
					T							-	
				Design	F	-	-	-	-	-	-	-	
					TC	-	-	-	-	-	-	-	
					S	-	-	-	-	-	-	-	
					T							-	
				ROW	F	-		20,000	-	-	-	-	20,000
					TC	-			-	-	-	-	-
					S	-		5,000	-	-	-	-	5,000
					T			25,000					25,000
				Construction	F	-	-	579,405	-	-	-	-	579,405
					TC	-	-		-	-	-	-	-
					S	-	-	142,595	-	-	-	-	142,595
					T			722,000					722,000
Total Estimated Project Cost					-	-	747,000	-	-	-	747,000		



GOVERNMENT OF PUERTO RICO  
PUERTO RICO DEPARTMENT OF TRANSPORTATION AND PUBLIC WORKS  
PUERTO RICO HIGHWAY AND TRANSPORTATION AUTHORITY  
TRANSPORTATION IMPROVEMENT PROGRAM  
FISCAL YEARS 2017-2020\*\*  
EARMARK SECTION 1934

Legend:  
F - Federal Funds  
TC - Toll Credits Funds  
S - State /Local Funds  
T - Total Funds

AC-Code / Oracle		Description	Town	Phase	Fed. Past Obligations / Locally Funded	TIP Fiscal Year				Future Investment	Total Est. Cost	Remarks			
Núm.	# / Fed # / Program Code					2017	2018	2019	2020						
EARMARK SECTION 1934															
1	AC-111123 S000111123 EARMARK 9999(133)	PREVIOUSLY - Widening of PR-111, from PR-444 to PR-423	Moca	NEPA	F	-	-	-	-	-	-	-			
					TC	-	-	-	-	-	-	-			
					S	-	-	-	-	-	-	-			
					T							-			
				Pre-Engineering	F	-	-	-	-	-	-	-	-	-	
					TC	-	-	-	-	-	-	-	-	-	
					S	-	-	-	-	-	-	-	-	-	
					T								-		
				Design	F	-	-	-	-	-	-	-	-	-	Design will be completed in-house
					TC	-	-	-	-	-	-	-	-	-	
					S	-	-	-	-	-	-	-	-	-	
					T								-		
				ROW	F	-	-	-	-	-	-	-	-	-	
					TC	-	-	-	-	-	-	-	-	-	
					S	-	-	-	-	-	-	-	-	-	
					T									-	
				Construction	F	-	-	4,570,676	-	-	-	-	4,570,676		Please note Project Modification
					TC	-	-	1,142,669	-	-	-	-	1,142,669		
					S	-	-	300,702	-	-	-	-	300,702		
					T			6,014,048					6,014,048		
Total Estimated Project Cost						-	-	6,014,048	-	-	-	6,014,048			
2	AC-992201 Y009922001 EARMARK 9999(129)	PREVIOUSLY - Construction of Four lanes Connector PR-9922, From PR- 9939 to PR-183	Las Piedras	NEPA	F	-	-	-	-	-	-	-			
					TC	-	-	-	-	-	-	-	-		
					S	-	-	-	-	-	-	-	-	-	
					T									-	
				Pre-Engineering	F	-	-	-	-	-	-	-	-	-	
					TC	-	-	-	-	-	-	-	-	-	
					S	-	-	-	-	-	-	-	-	-	
					T									-	
				Design	F	-	-	-	-	-	-	-	-	-	Design will be completed in-house
					TC	-	-	-	-	-	-	-	-	-	
					S	-	-	-	-	-	-	-	-	-	
					T									-	
				ROW	F	-	-	-	-	-	-	-	-	-	
					TC	-	-	-	-	-	-	-	-	-	
					S	-	-	-	-	-	-	-	-	-	
					T									-	
				Construction	F	-	-	1,485,470	-	-	-	-	1,485,470		Please note Project Modification
					TC	-	-	371,368	-	-	-	-	371,368		
					S	-	-	97,728	-	-	-	-	97,728		
					T			1,954,566					1,954,566		
Total Estimated Project Cost						-	-	1,954,566	-	-	-	1,954,566			

GOVERNMENT OF PUERTO RICO  
PUERTO RICO DEPARTMENT OF TRANSPORTATION AND PUBLIC WORKS  
PUERTO RICO HIGHWAY AND TRANSPORTATION AUTHORITY  
TRANSPORTATION IMPROVEMENT PROGRAM  
FISCAL YEARS 2017-2020\*\*  
EARMARK SECTION 1934

**Legend:**  
F - Federal Funds  
TC - Toll Credits Funds  
S - State /Local Funds  
T - Total Funds

Núm.	AC-Code / Oracle # / Fed # / Program Code	Description	Town	Phase	Fed. Past Obligations / Locally Funded	TIP Fiscal Year				Future Investment	Total Est. Cost	Remarks	
						2017	2018	2019	2020				
3	AC-083503 Y000835003 EARMARK 835(1)	<b>PREVIOUSLY</b> - Construction of Bypass and Widening PR-835	Guaynabo	NEPA	F	-	-	-	-	-	-		
					TC	-	-	-	-	-	-		
					S	-	-	-	-	-	-		
				T							-		
				Pre-Engineering	F	-	-	-	-	-	-	-	
					TC	-	-	-	-	-	-	-	
					S	-	-	-	-	-	-	-	
				T							-		
				Design	F	-	-	-	-	-	-	-	
					TC	-	-	-	-	-	-	-	
					S	-	-	-	-	-	-	-	Design will be completed in-house
				T							-		
				ROW	F	-	-	-	-	-	-	-	
					TC	-	-	-	-	-	-	-	
					S	-	-	-	-	-	-	-	
				T							-		
Construction	F	-	-	4,570,676	-	-	-	4,570,676					
	TC	-	-	1,142,669	-	-	-	1,142,669					
	S	-	-	300,702	-	-	-	300,702	Please note Project Modification				
T			6,014,048	-			6,014,048						
<b>Total Estimated Project Cost</b>						-	-	6,014,048	-	6,014,048			
4	AC-093001 R000930001 QNH30(18) Q920	<b>PREVIOUSLY</b> - Improvements on the PR-30 bewtween PR-203 in Gurabo to the PR-31 in Juncos.	Gurabo	NEPA	F	-	-	-	-	-	-		
					TC	-	-	-	-	-	-	-	
					S	-	-	-	-	-	-	-	
				T							-		
				Pre-Engineering	F	-	-	-	-	-	-	-	
					TC	-	-	-	-	-	-	-	
					S	-	-	-	-	-	-	-	
				T							-		
				Design	F	-	-	-	-	-	-	-	
					TC	-	-	-	-	-	-	-	
					S	-	-	-	-	-	-	-	Design will be completed in-house
				T							-		
				ROW	F	-	-	-	-	-	-	-	
					TC	-	-	-	-	-	-	-	
					S	-	-	-	-	-	-	-	
				T							-		
Construction	F	-	-	1,919,268	-	-	-	1,919,268					
	TC	-	-	479,817	-	-	-	479,817					
	S	-	-	126,268	-	-	-	126,268	Please note Project Modification				
T			2,525,352				2,525,352						
<b>Total Estimated Project Cost</b>						-	-	2,525,352	-	2,525,352			

GOVERNMENT OF PUERTO RICO  
PUERTO RICO DEPARTMENT OF TRANSPORTATION AND PUBLIC WORKS  
PUERTO RICO HIGHWAY AND TRANSPORTATION AUTHORITY  
TRANSPORTATION IMPROVEMENT PROGRAM  
FISCAL YEARS 2017-2020\*\*  
EARMARK SECTION 1934

**Legend:**  
F - Federal Funds  
TC - Toll Credits Funds  
S - State /Local Funds  
T - Total Funds

Núm.	AC-Code / Oracle # / Fed # / Program Code	Description	Town	Phase	Fed. Past Obligations / Locally Funded	TIP Fiscal Year				Future Investment	Total Est. Cost	Remarks		
						2017	2018	2019	2020					
5	AC-TBD  EARMARK	PREVIOUSLY - Extension of PR-823 between PR-177 and PR-2	Bayamon	NEPA	F	-	-	-	-	-	-	-		
					TC	-	-	-	-	-	-	-		
					S	-	-	-	-	-	-	-		
					T						-			
				Pre-Engineering	F	-	-	-	-	-	-	-	-	
					TC	-	-	-	-	-	-	-	-	
					S	-	-	-	-	-	-	-	-	
					T						-			
				Design	F	-	-	-	-	-	-	-	-	
					TC	-	-	-	-	-	-	-	-	
					S	-	-	-	-	-	-	-	-	Design will be completed in-house
					T						-			
		ROW	F	-	-	-	-	-	-	-	-			
			TC	-	-	-	-	-	-	-	-			
			S	-	-	-	-	-	-	-	-			
			T						-					
		Construction	F	-	-	609,779	-	-	-	609,779				
			TC	-	-	152,445	-	-	-	152,445		Please note Project Modification		
			S	-	-	40,117	-	-	-	40,117				
			T			802,341	-			802,341				
		Total Estimated Project Cost						-	-	802,341	-	-	802,341	
6	AC-010166 L000000166 EARMARK LY-9999(134)	PREVIOUSLY - Recreational Trail	Toa Baja	NEPA	F	-	-	-	-	-	-	-		
					TC	-	-	-	-	-	-	-		
					S	-	-	-	-	-	-	-		
					T						-			
				Pre-Engineering	F	-	-	-	-	-	-	-	-	
					TC	-	-	-	-	-	-	-	-	
					S	-	-	-	-	-	-	-	-	
					T						-			
				Design	F	-	-	-	-	-	-	-	-	
					TC	-	-	-	-	-	-	-	-	
					S	-	-	-	-	-	-	-	-	Design will be completed in-house
					T						-			
		ROW	F	-	-	-	-	-	-	-	-			
			TC	-	-	-	-	-	-	-	-			
			S	-	-	-	-	-	-	-	-			
			T						-					
		Construction	F	800,000	-	-	1,017,742	-	-	1,817,742				
			TC	200,000	-	-	254,435	-	-	454,435		Please note Project Modification / Additional Funds Requested for fiscal year 2019		
			S		-	-	66,957	-	-	66,957				
			T	1,000,000			1,339,134			2,339,134				
		Total Estimated Project Cost						1,000,000	-	1,339,134	-	-	2,339,134	

GOVERNMENT OF PUERTO RICO  
PUERTO RICO DEPARTMENT OF TRANSPORTATION AND PUBLIC WORKS  
PUERTO RICO HIGHWAY AND TRANSPORTATION AUTHORITY  
TRANSPORTATION IMPROVEMENT PROGRAM  
FISCAL YEARS 2017-2020\*\*  
EARMARK SECTION 1934

**Legend:**  
F - Federal Funds  
TC - Toll Credits Funds  
S - State /Local Funds  
T - Total Funds

Núm.	AC-Code / Oracle # / Fed # / Program Code	Description	Town	Phase	Fed. Past Obligations / Locally Funded	TIP Fiscal Year				Future Investment	Total Est. Cost	Remarks				
						2017	2018	2019	2020							
7	AC-TBD  EARMARK	PREVIOUSLY - Construction of the missing part of PR-10	Adjuntas	NEPA	F	-	-	-	-	-	-	-				
					TC	-	-	-	-	-	-					
					S	-	-	-	-	-	-					
					T						-					
				Pre-Engineering	F	-	-	-	-	-	-	-		-	-	
					TC	-	-	-	-	-	-	-		-	-	
					S	-	-	-	-	-	-	-		-	-	
					T						-					
				Design	F	-	-	-	-	-	-	-		-	-	Design will be completed in-house
					TC	-	-	-	-	-	-	-		-	-	
					S	-	-	-	-	-	-	-		-	-	
					T						-					
		PROJECT MODIFICATION - Reconstruction and repavement of approximately 12 kilometers on PR- 123	ROW	F	-	-	-	-	-	-	-	-	Funding was deobligated will be reobligated in FY 2018. Please note Project Modification			
				TC	-	-	-	-	-	-	-	-		-		
				S	-	-	-	-	-	-	-	-		-		
				T						-						
			Construction	F	-	-	2,641,998	-	-	-	-	2,641,998				
				TC	-	-	660,499	-	-	-	-	660,499				
				S	-	-	173,816	-	-	-	-	173,816				
				T			3,476,313					3,476,313				
Total Estimated Project Cost					-	-	-	-	-	-	3,476,313					

GOVERNMENT OF PUERTO RICO  
PUERTO RICO DEPARTMENT OF TRANSPORTATION AND PUBLIC WORKS  
PUERTO RICO HIGHWAY AND TRANSPORTATION AUTHORITY  
TRANSPORTATION IMPROVEMENT PROGRAM  
FISCAL YEARS 2017-2020\*\*  
FEDERAL LANDS AGREEMENT

Legend:  
F - Federal Funds  
TC - Toll Credits Funds  
S - State /Local Funds  
T - Total Funds

Núm.	AC-Code / Oracle # / Fed # / Program Code	Description	Town	Phase	Fed. Past Obligations / Locally Funded	TIP Fiscal Year				Future Investment	Total Est. Cost	Remarks
						2017	2018	2019	2020			
FEDERAL LANDS AGREEMENT												
1	AC-Pend ERFO	ERFO to repair four sites with the El Yunque	Rio Grande	NEPA	F	-	-	-	-	-	-	-
					TC	-	-	-	-	-	-	-
					S	-	-	-	-	-	-	-
					T							-
				Pre-Engineering	F	-	-	-	-	-	-	-
					TC	-	-	-	-	-	-	-
					S	-	-	-	-	-	-	-
					T							-
				Design	F	-	-	-	-	-	-	-
					TC	-	-	-	-	-	-	-
					S	-	-	-	-	-	-	-
					T							-
				ROW	F	-	-	-	-	-	-	-
					TC	-	-	-	-	-	-	-
					S	-	-	-	-	-	-	-
					T							-
				Construction	F	-	-	-	3,800,000	-	-	3,800,000
					TC	-	-	-	950,000	-	-	950,000
					S	-	-	-	250,000	-	-	250,000
					T				5,000,000			5,000,000
Total Estimated Project Cost						-	-	-	5,000,000	-	5,000,000	
2	AC-Pend	Vieques National Wildlife Refuge - Rehabilitate Route 100, Caracas (Red) beach parking area.	Vieques	NEPA	F	-	-	-	-	-	-	-
					TC	-	-	-	-	-	-	-
					S	-	-	-	-	-	-	-
					T							-
				Pre-Engineering	F	-	-	380,000	-	-	-	380,000
					TC	-	-	95,000	-	-	-	95,000
					S	-	-	25,000	-	-	-	25,000
					T			500,000				500,000
				Design	F	-	-	-	-	-	-	-
					TC	-	-	-	-	-	-	-
					S	-	-	-	-	-	-	-
					T							-
				ROW	F	-	-	-	-	-	-	-
					TC	-	-	-	-	-	-	-
					S	-	-	-	-	-	-	-
					T							-
				Construction	F	-	-	-	-	-	-	-
					TC	-	-	-	-	-	-	-
					S	-	-	-	-	-	-	-
					T							-
Total Estimated Project Cost						-	-	500,000	-	-	500,000	

GOVERNMENT OF PUERTO RICO  
PUERTO RICO DEPARTMENT OF TRANSPORTATION AND PUBLIC WORKS  
PUERTO RICO HIGHWAY AND TRANSPORTATION AUTHORITY  
TRANSPORTATION IMPROVEMENT PROGRAM  
FISCAL YEARS 2017-2020\*\*  
FEDERAL LANDS AGREEMENT

Legend:  
F - Federal Funds  
TC - Toll Credits Funds  
S - State /Local Funds  
T - Total Funds

Núm.	AC-Code / Oracle # / Fed # / Program Code	Description	Town	Phase	Fed. Past Obligations / Locally Funded	TIP Fiscal Year				Future Investment	Total Est. Cost	Remarks	
						2017	2018	2019	2020				
3	AC-Pend	Vieques National Wildlife Refuge - Repair Green Beach Parking Area (Route 902)	Vieques	NEPA	F	-	-	-	-	-	-	-	
					TC	-	-	-	-	-	-		
					S	-	-	-	-	-	-		
					T	-	-	-	-	-	-		
				Pre-Engineering	F	-	-	25,126	-	-	-	-	25,126
					TC	-	-	6,281	-	-	-	-	6,281
					S	-	-	1,653	-	-	-	-	1,653
					T	-	-	33,060	-	-	-	-	33,060
				Design	F	-	-	-	-	-	-	-	-
					TC	-	-	-	-	-	-	-	-
					S	-	-	-	-	-	-	-	-
					T	-	-	-	-	-	-	-	-
				ROW	F	-	-	-	-	-	-	-	-
					TC	-	-	-	-	-	-	-	-
					S	-	-	-	-	-	-	-	-
					T	-	-	-	-	-	-	-	-
				Construction	F	-	-	-	-	-	-	-	-
					TC	-	-	-	-	-	-	-	-
					S	-	-	-	-	-	-	-	-
					T	-	-	-	-	-	-	-	-
Total Estimated Project Cost						-	-	33,060	-	-	-	33,060	

Appendix A

TIP 2017-2020 - Bridge Lump Sum Projects*																					
Bridge Projects - RFP for Design						2017					2018					2019			2020		
						ZP-10		ZP-20			ZP-10		ZP-20			ZP-10	ZP-20		ZP-10		ZP-20
Line Number	Bridge ID²	Road	Km	Municipality	Intersected	Bridge Rehabilitation and Replacement	Bridge Critical Findings	Bridge Rehabilitation and Replacement	Bridge Preservation	Bridge Critical Findings	Bridge Rehabilitation and Replacement	Bridge Critical Findings	Bridge Rehabilitation and Replacement	Bridge Preservation	Bridge Critical Findings	Bridge Rehabilitation and Replacement	Bridge Rehabilitation and Replacement	Bridge Critical Findings	Bridge Rehabilitation and Replacement	Bridge Critical Findings	Bridge Rehabilitation and Replacement
1	505	PR 603	0.07	UTUADO	GRANDE DE ARECIBO RIVER								\$ 239,100								
2	1130	PR 145	1.00	CIALES	GRANDE DE MANATI RIVER								\$ 584,500								
3	1016	PR 18	3.30	SAN JUAN	PR 23 (ROOSEVELT AV.)												\$ 1,500,000				
5	116	PR 3	53.00	CEIBA	CEIBA CREEK						\$ 26,000										
7	950	PR 149	59.30	VILLALBA	JAGUEYES CREEK								\$ 37,900								
9	2508	PR 913	1.10	SAN LORENZO	HONDA CREEK							\$ 12,600									
10	2012	PR 18	4.70	SAN JUAN	CHARDON STREET												\$ 1,500,000				
11	158	PR 123	59.30	UTUADO	DEPRESSION						\$ 15,000										
12	261	PR 128	32.60	MARICAO	PRIETO RIVER							\$ 51,400									
14	1683	OFF PR 603 @1.0	0.01	UTUADO	GUAONICA RIVER						\$ 15,000										
20	176	PR 14	57.25	AIBONITO	HONDA CREEK						\$ 23,800										
21	1492	OFF PR 110	0.30	MOCA	CREEK						\$ 12,600										
22	1531	PR 141	10.00	JAYUYA	CREEK							\$ 10,000									
23	574	PR 971	17.30	NAGUABO	SANTIAGO RIVER						\$ 25,000										
24	1381	PR 103	3.60	CABO ROJO	CHANNEL						\$ 13,100										
31	2681	PR 555	9.30	COAMO	COAMO RIVER						\$ 53,000										

Bridge Projects - ROW						2017					2018					2019			2020		
						ZP-10		ZP-20			ZP-10		ZP-20			ZP-10	ZP-20		ZP-10	ZP-20	
Line Number	Bridge ID²	Road	Km	Municipality	Intersected	Bridge Rehabilitation and Replacement	Bridge Critical Findings	Bridge Rehabilitation and Replacement	Bridge Preservation	Bridge Critical Findings	Bridge Rehabilitation and Replacement	Bridge Critical Findings	Bridge Rehabilitation and Replacement	Bridge Preservation	Bridge Critical Findings	Bridge Rehabilitation and Replacement	Bridge Rehabilitation and Replacement	Bridge Critical Findings	Bridge Rehabilitation and Replacement	Bridge Critical Findings	Bridge Rehabilitation and Replacement
16	547	PR 824	2.80	TOA ALTA	CRUZ CREEK					\$ 15,750											
53	780	PR 143	36.00	OROCOVIS	MATRULLAS RIVER					\$ 13,962											
65	2161	PR 114	2.20	MAYAGÜEZ	WATERWAY	\$ -		\$ 116,875													
68	2314	OFF PR 902	0.10	SAN LORENZO	CAYAGUAS RIVER		\$ 25,902														

\* All projects are subject to change.

TIP 2017-2020 - Bridge Lump Sum Projects*																					
Bridge Projects - Construction						2017					2018					2019			2020		
Line Number	Bridge ID <sup>t</sup>	Road	Km	Municipality	Intersected	ZP-10		ZP-20			ZP-10		ZP-20			ZP-10		ZP-20		ZP-10	
						Bridge Rehabilitation and Replacement	Bridge Critical Findings	Bridge Rehabilitation and Replacement	Bridge Preservation	Bridge Critical Findings	Bridge Rehabilitation and Replacement	Bridge Critical Findings	Bridge Rehabilitation and Replacement	Bridge Preservation	Bridge Critical Findings	Bridge Rehabilitation and Replacement	Bridge Rehabilitation and Replacement	Bridge Critical Findings	Bridge Rehabilitation and Replacement	Bridge Critical Findings	Bridge Rehabilitation and Replacement
6	194	PR 31	8.80	NAGUABO	BLANCO RIVER																
	1638	VICTOR ROJAS		ARECIBO	GRANDE RIVER												\$ 1,500,000				
16	547	PR 824	2.80	TOA ALTA	CRUZ CREEK					\$ 523,820											
17	1058	PR 9912	0.10	SAN LORENZO	GRANDE DE LOIZA RIVER						\$ 1,698,000										
29	3000	PR 5	18.75	NARANJITO	LA PLATA RIVER			\$ 13,225,001													
53	780	PR 143	36.00	OROCOVIS	MATRULLAS RIVER					\$ -					\$ 98,000						
56	2032	PR 2	197.80	YAUCO	PR 128				\$ 1,301,258												
65	2161	PR 114	2.20	MAYAGÜEZ	WATERWAY	\$ -															
68	2314	OFF PR 902	0.10	SAN LORENZO	CAYAGUAS RIVER		\$ -							\$ 195,000							
19	1131	PR 29 EASTBOUND	1.40	BAYAMON	HONDO RIVER								\$ 200,000		\$ 2,685,000						
32	1343	LOCAL ROAD	0.20	SAN LORENZO	EMAJAGUA RIVER						\$ 196,000										
34	944	PR 2 EASTBOUND	208.70	GUAYANILLA	WATERWAY										\$ 248,000						
42	2039	PR 52 SOUTHBOUND	49.50	SALINAS	PR 714 & LA PALMA CREEK								\$ 2,529,000								
48	2511	PR 9916	0.02	SAN LORENZO	UNKNOWN CREEK						\$ 290,000										
58	2038	PR 52 NORTHBOUND	49.50	SALINAS	PR 714 & LA PALMA CREEK								\$ 3,844,000								
62	1132	PR 29 WESTBOUND	1.40	BAYAMON	HONDO RIVER										\$ 2,677,000						
66	1471	PR 100	0.80	HORMIGUEROS	GUANAJIBO RIVER									\$ 2,899,000							
8	631	PR 200R	0.10	VIEQUES	COFRESI CREEK												\$ 1,484,000				
18	1657	PR 861	11.00	TOA ALTA	LA PLATA RIVER											\$ 2,500,000					
27	1133	OFF PR 200	0.01	VIEQUES	CREEK												\$ 1,323,000				
30	122	PR 3	68.10	NAGUABO	SANTIAGO RIVER												\$ 3,500,000				
35	1096	PR 102	35.40	SAN GERMAN	GUANAJIBO RIVER													\$ 2,800,000			
1	505	PR 603	0.07	UTUADO	GRANDE DE ARECIBO RIVER																\$ 2,391,000
2	1130	PR 145	1.00	CIALES	GRANDE DE MANATI RIVER																\$ 5,845,000
5	116	PR 3	53.00	CEIBA	CEIBA CREEK														\$ 260,000		
7	950	PR 149	59.30	VILLALBA	JAGUEYES CREEK																\$ 379,000
9	2508	PR 913	1.10	SAN LORENZO	HONDA CREEK															\$ 126,000	
11	158	PR 123	59.30	UTUADO	DEPRESSION														\$ 150,000		
12	261	PR 128	32.60	MARICAO	PRIETO RIVER															\$ 514,000	
13	443	PR 951	4.90	LOIZA	ZEQUEIRA CHANNEL														\$ 335,000		
14	1683	OFF PR 603 @1.0	0.01	UTUADO	GUAONICA RIVER														\$ 150,000		
15	217	PR 106	2.50	MAYAGÜEZ	GANDEL CREEK														\$ 1,705,000		
20	176	PR 14	57.25	AIBONITO	HONDA CREEK														\$ 238,000		
21	1492	OFF PR 110	0.30	MOCA	CREEK														\$ 126,000		
22	1531	PR 141	10.00	JAYUYA	CREEK															\$ 50,000	
23	574	PR 971	17.30	NAGUABO	SANTIAGO RIVER														\$ 250,000		
24	1381	PR 103	3.60	CABO ROJO	CHANNEL														\$ 131,000		
25	2479	PR 174	14.00	BAYAMON	SONADORA CREEK															\$ 2,622,000	
26	881	PR 497	2.70	SAN SEBASTIÁN	SONADORA CREEK															\$ 282,000	
31	2681	PR 555	9.30	COAMO	COAMO RIVER														\$ 530,000		
3	1016	PR 18	3.30	SAN JUAN	PR 23 (ROOSEVELT AV.)																
10	2012	PR 18	4.70	SAN JUAN	CHARDON STREET																

\* All projects are subject to change.



Appendix A

Additional Bridge Construction Projects to be Worked for All Bridge Programs1						
Line Number	Bridge ID <sup>2</sup>	Preliminary Construction Cost Estimate <sup>3</sup>	Road	Km	Municipality	Intersected
1	2369	\$ 1,050,000	PR 52	102.30	PONCE	DIRT ROAD
2	284	\$ 436,000	PR 139	22.80	PONCE	DEPRESSION
3	285	\$ 186,000	PR 139	23.80	PONCE	DEPRESSION
4	1733	\$ 1,029,000	PR 111	13.10	SAN SEBASTIÁN	EL SALTO CREEK
5	1825	\$ 8,853,000	PR 187	17.10	LOIZA	GRANDE DE LOIZA RIVER
6	2348	\$ 1,400,000	PR 52	105.60	PONCE	PR 12
7	308	\$ 179,000	PR 149	4.50	JUANA DIAZ	GUANABANA CREEK
8	1123	\$ 3,329,000	PR 359	0.30	YAUCO	PR 2
9	1086	\$ 942,000	PR 163 EASTBOUND	1.30	PONCE	PORTUGUES RIVER
10	702	\$ 2,189,000	PR 681	2.00	ARECIBO	TIBURONES CHANNEL
11	1142	\$ 1,464,000	PR 418	0.50	AGUADILLA	CULEBRINAS RIVER
12	1325	\$ 97,000	PR 757	4.00	PATILLAS	DEL APEADERO RIVER
13	1316	\$ 39,000	LOCAL ROAD	0.10	SAN LORENZO	EMAJAGUA RIVER
14	1251	\$ 3,398,000	PR 52 SOUTHBOUND	1.00	SAN JUAN	PR 177
15	2697	\$ 500,000	OFF PR 852	0.60	TRUJILLO ALTO	UNKNOWN CREEK
16	1355	\$ 600,000	OFF PR 123 AT 46.2	0.10	ADJUNTAS	GRANDE DE ARECIBO RIVER
17	1730	\$ 345,000	LOCAL ROAD	0.30	COAMO	DESCALABRADO RIVER
18	494	\$ 540,000	PR 524	4.00	ADJUNTAS	PELLEJAS RIVER
19	1082	\$ 64,000	PR 935	3.80	JUNCOS	LOS CHINOS CREEK
20	2458	\$ 6,277,000	PR 26	9.00	CAROLINA	LOS ANGELES AVENUE
21	399	\$ 225,000	PR 176	6.50	SAN JUAN	LAS CURÍAS CREEK
22	1085	\$ 942,000	PR 163 WESTBOUND	1.30	PONCE	PORTUGUES RIVER
23	1199	\$ 563,000	PR 623	1.80	ARECIBO	TANANA RIVER
24	1250	\$ 2,848,000	PR 52 NORTHBOUND	1.00	SAN JUAN	PR 177
25	879	\$ 239,000	PR 111	1.55	UTUADO	UTUADO CREEK
26	382	\$ 46,000	PR 7731	0.85	CAYEY	LA PLATA RIVER
27	1373	\$ 1,100,000	PR 132	25.00	PONCE	CAÑAS RIVER
28	1361	\$ 424,000	PR 535	5.90	JUANA DIAZ	DESCALABRADO RIVER
29	2516	\$ 1,026,000	PR 204	0.99	LAS PIEDRAS	PR 30
30	2578	\$ 92,000	OFF PR 182@14.2	0.01	YABUCOA	GUAYANES RIVER
31	143-T	\$ 2,173,000	PR 123	0.20	PONCE	TIDAL WATERS CHANNEL
32	358-T	\$ 312,000	PR 162	5.50	BARRANQUITAS	USABON RIVER
33	511-T	\$ 710,000	PR 647	8.20	VEGA ALTA	CIBUCO RIVER
34	2507-T	\$ 360,000	OFF PR 636	0.01	ARECIBO	TANAMA RIVER
35	178-T	\$ 298,000	PR 14	65.60	CAYEY	TOITA CREEK
36	1124-T	\$ 984,000	PR 890	0.04	BAYAMON	HONDO RIVER
37	1621-T	\$ 2,099,000	PR 187	0.10	RIO GRANDE	LA VEGA CREEK
38	121-T	\$ 3,952,000	PR 3	61.50	NAGUABO	PALMAS CREEK
39	548-T	\$ 230,000	RURAL LOCAL ROAD	2.40	GUAYANILLA	YAUCO RIVER
40	878-T	\$ 1,037,000	PR 111	3.20	UTUADO	VIVI RIVER
41	612-T	\$ 712,000	PR 536	6.50	SANTA ISABEL	DESCALABRADO RIVER
		\$ 53,289,000				

Notes:

- 1) These projects are based on the priorities and inspection reports available on July 2016. The final list of project and their order of execution and bidding may varies.
- 2) Bridge Numbers followed with letter "T" have a temporary bridge installed (Example: "999-T").
- 3) Preliminary estimate based on deck area and typical construction unit cost for the expected scope.

Appendix B

Safety Projects\*

2016-2017						
PROJECT DESCRIPTION	Municipality / Federal Area	COST				
		TOTAL	MP-30	MP-40	MP-50	Toll Credits
AC- 990134 Upgrade of Safety Devices in the Highway System						
Upgrade of Safety Devices in the Highway System PR-66 km 0 to km 20	Carolina - Canonovanas	\$ 7,173,465.00	\$ 5,756,705.66			\$ 1,416,759.34
SUBTOTAL		\$7,173,465.00				
AC-990135 Safety Improvements Islandwide						
Safety Corridor PR-52 Km 49 to km 52.3	Salinas	\$ 3,424,227.00	\$ 2,747,942.17			\$ 676,284.83
Safety Corridor PR-52 km 55.3 to km 61	Salinas	\$ 3,676,500.00	\$ 2,950,391.25			\$ 726,108.75
Safety Corridor PR-20 Km 0 to km 10	Guaynabo	\$ 16,976,051.00	\$ 13,623,280.93			\$ 3,352,770.07
Safety Improvements PR-152 from km 0 to km 11.5	Barranquitas / Naranjito	\$ 1,980,001.00	\$ 1,588,950.80			\$ 391,050.20
Safety Improvements PR-152 from km 13 to km 20.5	Barranquitas / Naranjito	\$ 1,375,001.00	\$ 1,103,438.30			\$ 271,562.70
SUBTOTAL		\$ 27,431,780.00				

\*All Projects are subject to change.

Appendix B

Safety Projects\*

2017-2018						
PROJECT DESCRIPTION	Municipality / Federal Area	COST				
		TOTAL	MP-30	MP-40	MP-50	Toll Credits
AC-990144 Upgrade of Safety Devices in the Highway System						
Safety Improvements PR-10 KM 0 @ KM 29	Ponce - Adjuntas	\$ 14,356,261.00	\$ 11,520,899.45			\$ 2,835,361.55
SUBTOTAL		\$ 14,356,261.00				
AC-990145 Safety Improvements Islandwide						
Safety Corridor PR-173 km 0 @ km 9	Aibonito - Cidra	\$2,025,939.95	\$1,625,816.81			\$ 400,123.14
Safety Improvements PR-12 km 0 @ km 7	Ponce	\$4,433,270.05	\$3,557,699.22			\$ 875,570.83
SUBTOTAL		\$6,459,210.00				
AC-800493 SHSP Funds						
RFP SHSP Update and Implementation	All	\$2,500,000.00	\$2,006,250.00			\$ 493,750.00
SUBTOTAL		\$2,500,000.00				
TOTALS		\$ 23,315,471.00				
Safety Corridor PR-152 Km 11 @ Km 13.5	Barranquitas - Naranjito	\$ 3,800,000.00		\$ 1,524,750.00	\$ 1,524,750.00	\$ 750,500.00
SUBTOTAL		\$3,800,000.00				

\*All Projects are subject to change.

Appendix B

Safety Projects\*

2018-2019						
PROJECT DESCRIPTION	Municipality / Federal Area	COST				
		TOTAL	MP-30	MP-40	MP-50	Toll Credits
AC-990155 Upgrade of Safety Devices in the Highway System						
Safety Corridor PR-167 km 0 @ km 9	Comerio	\$4,170,000.00	\$3,346,425.00			\$ 823,575.00
Safety Corridor PR-52 Km 38 @ Km 49	Cayey - Salinas	\$9,284,000.00	\$7,450,410.00			\$ 1,833,590.00
SUBTOTAL		\$13,454,000.00				
AC-800514 Safety Improvements Islandwide						
Safety Corridor PR-149 Km 0 @ Km 12.8	Manatí - Ciales	\$4,269,684.21	\$3,426,421.58			\$ 843,262.63
Safety Corridor PR-102 Km 7.8 @ Km 17.8	Cabo Rojo	\$3,000,000.00	\$2,407,500.00			\$ 592,500.00
Safety Corridor PR -52 Km 52.3 @ km 55.3	Salinas	\$3,000,000.00	\$2,407,500.00			\$ 592,500.00
Geometric Improvements on De Diego Aveneue (PR-37)	San Juan	\$2,250,000.00	\$1,805,625.00			\$ 444,375.00
SUBTOTAL		\$12,519,684.21				
AC-800515 SHSP Funds						
Safety Corridor PR-115 km 0 @ km 10	Añasco- Rincon	\$3,000,000.00	\$2,407,500.00			\$ 592,500.00
Safety Corridor PR-115 km 10 @ km 20	Rincon-Aguada	\$3,000,000.00	\$2,407,500.00			\$ 592,500.00
SUBTOTAL		\$6,000,000.00				
TOTALS		\$31,973,684.21				
Safety Corridor PR-385 Km 0 @ Km 5	Peñuelas	\$ 3,800,000.00		\$ 1,524,750.00	\$ 1,524,750.00	\$ 750,500.00
SUBTOTAL		\$3,800,000.00				

\*All Projects are subject to change.

Appendix B

Safety Projects\*

2019-2020						
PROJECT DESCRIPTION	Municipality / Federal Area	COST				
		TOTAL	MP-30	MP-40	MP-50	Toll Credits
AC-800519 Upgrade of Safety Devices in the Highway System						
Safety Corridor PR-137 KM 0 @ 9	Vega Baja - Morovis	\$5,000,000.00	\$4,012,500.00			\$ 987,500.00
SUBTOTAL		\$5,000,000.00				
AC-800521 Safety Improvements Islandwide						
Safety Corridor PR-203 Km 0 @ Km 7.1	Gurabo - San Lorenzo	\$6,196,000.00	\$4,972,290.00			\$ 1,223,710.00
Safety Corridor PR-189 KM 0 @ 11	Gurabo	\$4,000,000.00	\$3,210,000.00			\$ 790,000.00
Safety Corridor PR-176 Km 0 @ Km 4	San Juan	\$1,100,000.00	\$882,750.00			\$ 217,250.00
Safety Corridor PR-101 Km 0 @ Km 10	San German - Lajas	\$4,046,000.00	\$3,246,915.00			\$ 799,085.00
Safety Corridor PR-183 Km 0 @ Km 10	Caguas - San Lorenzo	\$5,406,372.00	\$4,338,613.53			\$ 1,067,758.47
Safety Corridor PR-116 Km 3 @ Km 14	Lajas	\$4,200,000.00	\$3,370,500.00			\$ 829,500.00
SUBTOTAL		\$24,948,372.00				
AC-800520 SHSP Funds						
Geometric and Safety Improvements Intersection PR-29	Bayamon	\$1,000,000.00	\$802,500.00			
Safety Corridor PR-420 km. 0 @ km 9	Moca	\$2,801,628.00	\$2,248,306.47			
SUBTOTAL		\$3,801,628.00				
		\$33,750,000.00				
Safety Corridor PR-101 Km 10 @ Km 20	Lajas - Cabo Rojo	\$3,800,000.00		\$ 1,524,750.00	\$ 1,524,750.00	\$ 750,500.00
SUBTOTAL		\$3,800,000.00				

\*All Projects are subject to change.

Appendix C

Pavement Projects*															
								2016-17		2017-18		2018-19		2019-20	
Road	Pavement Type	From	To	Lanes	Length	Estimate Cost	Municipality	Preserv Cost	Rehab Cost	Preserv Cost	Rehab Cost	Preserv Cost	Rehab Cost	Preserv Cost	Rehab Cost
1	Asphalt	0.0	4.0	1.75	4.00	\$ 2,720,688	San Juan								
2	Asphalt	1.0	6.0	2.9	5.0	\$ 4,607,100	Guaynabo							\$ 4,607,100	
2	Asphalt	88.0	100.0		12.0	\$ 15,702,000	Hat-Camuy-Queb				\$ 15,702,000				
2	Asphalt	125.5	125.9	2	0.4	\$ 384,000	Aguadilla							\$ 384,000	
2	Asphalt	145.0	152.0	2	7.00	\$ 4,627,196	Mayaguez								\$ 4,627,196
2	Asphalt	180.0	182.0	2	2.0	\$ 1,343,600	Sabana Grande							\$ 1,343,600	
2	Concrete	187.0	195.0	2	8.01	\$ 10,049,100	Guanica								
3	Concrete	42.5	47.6	2	5.12	\$ 8,690,808	Luquillo								\$ 8,690,808
8	Asphalt/Concrete	0.0	4.6	2	4.60	\$ 4,149,292	Rio Piedras				\$ 4,149,292				
30	Concrete	25.8	28.5	2	2.73	\$ 4,296,877	Humacao								\$ 4,296,877
30	Asphalt	8.5	14.7	4	6.20	\$ 4,429,999	Gurabo				\$ 7,126,109				
52	Concrete	66.6	77.0	2	10.45	\$ 28,846,355	Santa Isabel		\$ 32,172,982						
52	Concrete	95.0	99.0	2	4.0	\$ 4,377,853	Ponce				\$ 4,377,853				
52	Asphalt	99.0	106.0	2	7.00	\$ 9,520,000	Ponce				\$ 9,520,000				
53	Concrete	0.0	7.2	2	7.24	\$ 5,582,073	Fajardo				\$ 5,582,073				
53	Asphalt	69.0	71.0	1	2.00	\$ 599,600	Patillas								\$ 1,399,600
53	Concrete	81.0	94.0	2	13.00	\$ 22,544,470	Guayama**				\$ 3,753,759		\$ 14,820,069		\$ 3,970,642
60	Concrete	0.0	4.0	2	4.00	\$ 5,047,500	Humacao								\$ 1,506,840
102	Concrete	31.0	33.0	1	2.00	\$ 1,341,000	San Germán								\$ 1,341,000
123	Asphalt	75.0	77.0	1	2.00	\$ 1,520,480	Arecibo								\$ 1,520,480
129	Asphalt	27.0	31.0	1	4.00	\$ 2,194,480	Lares								\$ 2,194,480
167	Asphalt	14.2	15.6	1	1.38	\$ 1,268,520	Toa Alta								\$ 1,829,573
25R	Asphalt	0.0	4.0	1	4.0	\$ 2,395,160	San Juan							\$ 2,395,160	

\* All projects are subject to change.  
\*\* Advance Construction Funds will be utilized.

Puerto Rico Transportation and Highway Authority			
ITS Projects*			
TIP 2017-2020			
FY 2016-17	Project Description	Procurement Method	Budget
	Traffic Management Center Operation (1 year)	Existing Contract Amendment	\$900,000
	FY 2016-17 Total		\$900,000
FY 2017-18	PR-26/PR-66 ITS Devices Preventive Maintenance (3 years)	Request for Proposals	\$1,800,000
	PR-1, PR-2 and PR-20 Expressways ITS Device Deployment Design	Request for Proposals	\$575,000
	FY 2017-18 Total		\$2,375,000
FY 2018-19	PR-1,PR-2 and PR-20 ITS Devices Deployment Construction	To be determined	\$3,400,000
	FY 2018-19 Total		\$3,400,000
FY 2019-20	PR-18, PR-26, PR-30 and PR-52 Highway Safety Patrols (2 years)	Request for Proposals	\$3,236,842
	PR-1, PR-2 and PR-20 ITS Devices Preventive Maintenance (3 years)	Request for Proposals	\$2,500,000
	FY 2019-2020 Total		\$5,736,842

\* All projects are subject to change without notice.

GOVERNMENT OF PUERTO RICO  
PUERTO RICO DEPARTMENT OF TRANSPORTATION AND PUBLIC WORKS  
PUERTO RICO HIGHWAY AND TRANSPORTATION AUTHORITY  
TRANSPORTATION IMPROVEMENT PROGRAM  
FISCAL YEARS 2017-2020\*\*  
ADMINISTRATIVE MODIFICATION

**Legend:**  
F - Federal Funds  
TC - Toll Credits Funds  
S - State /Local Funds  
T - Total Funds

Project As Previously Described

Núm.	AC-Code / Oracle # / Fed # / Program	Description	Town	Phase	TIP Year	Fed. Past Obligations /	2017	2018	2019	2020	Future Investment	Total Est. Cost	Remarks			
9	AC-520130 T000522130  ZP-10, ZP-20, ZP-30	Congestion Managed Lanes - Phase 1 - PR-52 -San Juan (km. 0.30 to km. 9.16) - Two additional lanes on the median of PR-18 and PR-52 from San Juan to Caguas. These lanes will be managed using dynamic tolling to provide a reliable travel time for users. These lanes will be reversible (AM northbound and PM southbound.	San Juan Trujillo Alto Caguas	NEPA		F	-	-	-	-	-	-				
					TC	-	-	-	-	-	-					
					S	-	-	-	-	-	-					
					T											
				Pre-Engineering		F	-	-	-	-	-	-	-	-		
					TC	-	-	-	-	-	-	-	-	-		
					S	-	-	-	-	-	-	-	-	-		
					T											
				Design		F	-	-	-	-	-	-	-	-	-	
					TC	-	-	-	-	-	-	-	-	-	-	
					S	-	-	-	-	-	-	-	-	-	-	
					T											
				ROW		F	-	-	-	-	-	-	-	-	-	
					TC	-	-	-	-	-	-	-	-	-	-	
					S	-	-	-	-	-	-	-	-	-	-	
					T											
				Construction	2017		F	-	28,109,192	-	-	-	-	-	28,109,192	
						TC	-	3,930,940	-	-	-	-	3,930,940			
						S	-	329,400	-	-	-	-	329,400			
						T		32,369,532					32,369,532			
Total Estimated Project Cost						-	32,369,532	-	-	-	-	32,369,532				

The above-mentioned project will be divided into three individual projects. They are:

1	AC-520130	DTL Phase 1 - Unit 1 at PR-52 from km 3.1 to km 5.3	San Juan Trujillo Alto Caguas	Construction	2017	F	-	11,230,735	-	-	-	11,230,735	Project Phase Obligated in FY 2017	
	TCN0522130					TC	-	1,247,859	-	-	-	1,247,859		
	ZP-52(46)					S	-	113,400	-	-	-	113,400		
	ZP-10, ZP-20, ZP-30					T		12,591,995				12,591,995		
2	AC-520141	DTL Phase 1 - Unit 2 at PR-52 from km 5.3 to km. 6.9	San Juan Trujillo Alto Caguas	Construction	2017	F	-	10,285,442	-	-	-	10,285,442	Project Phase Obligated in FY 2017	
	TCN0522141					TC	-	1,142,827	-	-	-	1,142,827		
	ZP-52(53)					S	-	108,000	-	-	-	108,000		
	ZP-10, ZP-20, ZP-30					T		11,536,269				11,536,269		
3	AC-520142	DTL Phase 1 - Unit 3 at PR-52 from km 6.9 to km. 9.16	San Juan Trujillo Alto Caguas	Construction	2017	F	4,036,384	6,593,015	-	-	-	10,629,399	Project Phase Obligated in FY 2017	
	TCN0522142					TC	1,009,096	1,540,254	-	-	-	2,549,350		
	ZP-52(54)					S	265,552	108,000	-	-	-	373,552		
	ZP-10, ZP-20, ZP-30					T	5,311,031	8,241,269				13,552,300		
Total Estimated Cost for DTL Phase 1								-	32,369,532	-	-	-	37,680,563	



GOVERNMENT OF PUERTO RICO  
PUERTO RICO DEPARTMENT OF TRANSPORTATION AND PUBLIC WORKS  
PUERTO RICO HIGHWAY AND TRANSPORTATION AUTHORITY  
TRANSPORTATION IMPROVEMENT PROGRAM  
FISCAL YEARS 2017-2020\*\*  
PROJECTS POSTPONED

Legend:  
F - Federal Funds  
TC - Toll Credits Funds  
S - State/Local Funds  
T - Total Funds

Núm.	AC-Code / Oracle # / Fed # / Program Code	Description	Town	Phase	Fed. Past Obligations / Locally Funded	TIP Fiscal Year				Future Investment	Total Est. Cost	Remarks			
						2017	2018	2019	2020						
PROJECTS POSTPONED															
1		Reversible Dynamic Toll Flyover Int. PR-2 and PR-22 (Kennedy-De Diego Expressway New Peak Period Access) Longitude .7kms	San Juan	NEPA	F	-	-	-	-	-	-	-			
					TC	-	-	-	-	-	-	-			
					S	-	-	-	-	-	-	-			
					T										
				Pre-Engineering	F	-	-	-	-	-	-	-	-	-	
					TC	-	-	-	-	-	-	-	-	-	
					S	-	-	-	-	-	-	-	-	-	
					T										
				Design	F	-	-	-	-	-	-	-	-	-	
					TC	-	-	-	-	-	-	-	-	-	
					S	-	-	-	-	-	-	-	-	-	
					T										
				ROW	F		-	-	-	-	-	-	-	-	
					TC		-	-	-	-	-	-	-	-	
					S	-	-	-	-	-	-	-	-	-	
					T										
				Construction	F				-	-	9,998,533	9,998,533			Project has been Postponed
					TC				-	-	2,499,633	2,499,633			
					S	-			-	-	657,798	657,798			
					T				-	-	13,155,964	13,155,964			
Total Estimated Project Cost						-	-	-	-	13,155,964	13,155,964				
2	AC-047205 Y000472005 MP-472(2) ZP-10	Isabela Connector from PR-472 to PR-112	Isabela	NEPA	F	191,004	-	-	-	-	-	191,004			
					TC	47,751	-	-	-	-	-	47,751			
					S	6,325	-	-	-	-	-	6,325			
					T	245,080						245,080			
				Pre-Engineering	F	-	-	-	-	-	-	-	-	-	
					TC	-	-	-	-	-	-	-	-	-	
					S	-	-	-	-	-	-	-	-	-	
					T										
				Design	F	-	-	-	-	-	570,000	570,000			Project has been Postponed
					TC	-	-	-	-	-	142,500	142,500			
					S	-	-	-	-	-	37,500	37,500			
					T						750,000	750,000			
				ROW	F		-	-	-	-	570,000	570,000			
					TC		-	-	-	-	142,500	142,500			
					S	-	-	-	-	-	37,500	37,500			
					T						750,000	750,000			
				Construction	F				-	-	3,403,560	3,403,560			
					TC				-	-	850,890	850,890			
					S	-			-	-	223,918	223,918			
					T				-	-	4,478,368	4,478,368			
Total Estimated Project Cost						245,080	-	-	-	5,978,368	6,223,448				

GOVERNMENT OF PUERTO RICO  
PUERTO RICO DEPARTMENT OF TRANSPORTATION AND PUBLIC WORKS  
PUERTO RICO HIGHWAY AND TRANSPORTATION AUTHORITY  
TRANSPORTATION IMPROVEMENT PROGRAM  
FISCAL YEARS 2017-2020\*\*  
PROJECTS POSTPONED

Legend:  
F - Federal Funds  
TC - Toll Credits Funds  
S - State/Local Funds  
T - Total Funds

Núm.	AC-Code / Oracle # / Fed # / Program Code	Description	Town	Phase	Fed. Past Obligations / Locally Funded	TIP Fiscal Year				Future Investment	Total Est. Cost	Remarks
						2017	2018	2019	2020			
3	AC-100055 P000010155 QPI-10(47) ZP-20	Construction PR-10 from Utuado - Adjuntas from Sta. 72+20 to Sta. 89+10.00 Secc. IV Length 1.69	Utuado Adjuntas	NEPA	F	-	-	-	-	-	-	Project has been Postponed
					TC	-	-	-	-	-	-	
					S	-	-	-	-	-	-	
					T						-	
				Pre-Engineering	F	-	-	-	-	-	-	
					TC	-	-	-	-	-	-	
					S	812,101	-	-	-	-	812,101	
					T	812,101					812,101	
				Design	F	-	-	-	-	-	-	
					TC	-	-	-	-	-	-	
					S	-	-	-	-	-	-	
					T						-	
				ROW	F	-	-	-	-	2,403,500	2,403,500	
					TC	-	-	-	-	600,875	600,875	
					S	-	-	-	-	158,125	158,125	
					T					3,162,500	3,162,500	
				Construction	F	-	-	-	-	24,320,000	24,320,000	
					TC	-	-	-	-	6,080,000	6,080,000	
					S	-	-	-	-	1,600,000	1,600,000	
					T					32,000,000	32,000,000	
Total Estimated Project Cost					812,101	-	-	-	-	35,162,500	35,974,601	
4	AC-100069 R000010169 LP-10(63) ZP-10, ZP-20	PR-10 RELOCATION FROM STA. 37+80.00 HASTA STA. 57+00.00, SEC. II LENGTH 0.41	Utuado Adjuntas	NEPA	F	-	-	-	-	-	-	Project has been Postponed
					TC	-	-	-	-	-	-	
					S	-	-	-	-	-	-	
					T						-	
				Pre-Engineering	F	-	-	-	-	-	-	
					TC	-	-	-	-	-	-	
					S	4,760,663	-	-	-	-	4,760,663	
					T	4,760,663					4,760,663	
				Design	F	-	-	-	-	-	-	
					TC	-	-	-	-	-	-	
					S	-	-	-	-	-	-	
					T						-	
				ROW	F	2,247,828	-	-	-	-	2,247,828	
					TC	553,204	-	-	-	-	553,204	
					S	-	-	-	-	-	-	
					T	2,801,031					2,801,031	
				Construction	F	-	-	-	-	18,639,570	18,639,570	
					TC	-	-	-	-	4,659,893	4,659,893	
					S	-	-	-	-	1,226,288	1,226,288	
					T					24,525,750	24,525,750	
Total Estimated Project Cost					7,561,694	-	-	-	-	24,525,750	32,087,444	

Fund Reconciliation

Re-obligation of Deobligated Projects

The following projects have been deobligated due to inactivity. They will be reobligated under the fiscal year stated with the funding that is available per funding code. This activity will not affect the fiscally constraint STIP. The availablitiy of funds comes from the deobligated and liquidated projects.

Funding Code	Funding Available	Funding Programmed	Funding Code	Funding Available	Funding Programmed
MP1E	\$ 29,055.63	\$ 29,055.63	ZP20	\$ 35,835,820.34	\$ 35,835,820.34
MP2E	\$ 882,117.49	\$ 882,117.49	ZP30	\$ 23,413,169.21	\$ 23,413,169.21
MP3E	\$ 2,855,211.63	\$ 2,855,211.63			
ZP10	\$ 21,577,064.26	\$ 21,577,064.26	Total	\$ 84,592,438.56	\$ 84,592,438.56

Code	AC #	Description	Municipality	Project Phase	Num	Federal Share	Toll Credits	Total Federal Funds	State	Total Amount
MP-1E	014076	Bridge 1828, PR-140	Barceloneta	C	10	\$ 23,244.50	\$ 5,811.13	\$ 29,055.63	\$ -	\$ 29,055.63
MP-2E	200200	Design & NEPA Int. PR-2 and PR-114	Mayaguez	D - N	1	\$ 29,549.20	\$ 7,387.30	\$ 36,936.50	\$ -	\$ 36,936.50
	001870	DTL Phase 3	San Juan - Caguas - Trujillo Alto	C	7	\$ 384,524.80	\$ 96,131.20	\$ 480,656.00	\$ -	\$ 480,656.00
	800494	Traffic Signal Systems - PR-2	Moca - Hormigueros	C	19	\$ 291,619.99	\$ 72,905.00	\$ 364,524.99	\$ -	\$ 364,524.99
MP-3E	301127	Geometric and Safety Improvements, PR-3	Carolina	C	2	\$ 1,761,651.55	\$ 440,412.89	\$ 2,202,064.44	\$ -	\$ 2,202,064.44
	001870	DTL Phase 3	San Juan - Caguas - Trujillo Alto	C	7	\$ 522,517.75	\$ 130,629.44	\$ 653,147.19	\$ -	\$ 653,147.19
ZP-10	012327	Bridge 1355, PR-132	Adjuntas	D	8	\$ 72,000.00	\$ 18,000.00	\$ 90,000.00	\$ -	\$ 90,000.00
	013934	Bridge 284 PR-136 km 22.8	Ponce	C	9	\$ 89,233.60	\$ 22,308.40	\$ 111,542.00	\$ -	\$ 111,542.00
	014076	Bridge 1828, PR-140	Barceloneta	C	10	\$ 13,262.70	\$ 3,315.67	\$ 16,578.37	\$ -	\$ 16,578.37
	014514	Bridge 1130, PR-145	Ciales	C	11	\$ 180,916.00	\$ 45,229.00	\$ 226,145.00	\$ -	\$ 226,145.00
	800319	Bridge 172 Over Descalabrado River, PR-150	Coamo	C	12	\$ 279,537.60	\$ 69,884.40	\$ 349,422.00	\$ -	\$ 349,422.00
	801271	Bridge 172 Over Descalabrado River, PR-150	Coamo	C	16	\$ 964,895.20	\$ 241,223.80	\$ 1,206,119.00	\$ -	\$ 1,206,119.00
	017417	Bridge 2479, PR-174 km 14.0	Bayamon	D	13	\$ 240,000.00	\$ 60,000.00	\$ 300,000.00	\$ -	\$ 300,000.00
	062305	Bridge 1199, PR623 km 1.8	Arecibo	D	14	\$ 90,729.60	\$ 22,682.40	\$ 113,412.00	\$ -	\$ 113,412.00
	992904	Bridge 1851, PR-9929	San Lorenzo	C	15	\$ 134,714.40	\$ 33,678.60	\$ 168,393.00	\$ -	\$ 168,393.00
	800478	Bridges 631 - Cofresi & 1133 - Unknown	Vieques	D	17	\$ 267,243.20	\$ 66,810.80	\$ 334,054.00	\$ -	\$ 334,054.00
	520131	DTL Phase 2	San Juan - Caguas - Trujillo Alto	C	6	\$ 10,015,944.02	\$ 2,503,986.00	\$ 12,519,930.02	\$ -	\$ 12,519,930.02
	001870	DTL Phase 3	San Juan - Caguas - Trujillo Alto	C	7	\$ 4,913,175.10	\$ 1,228,293.77	\$ 6,141,468.87	\$ -	\$ 6,141,468.87
ZP-20	200200	Design & NEPA Int. PR-2 and PR-114	Mayaguez	D - N	1	\$ 873,369.54	\$ 218,342.39	\$ 1,091,711.93	\$ 709,894.57	\$ 1,801,606.50
	520120	Bridges 2271, 2335, 2370, 2372 on PR-52	Ponce	C	5	\$ 9,078,320.00	\$ 2,269,580.00	\$ 11,347,900.00	\$ 226,958.00	\$ 11,574,858.00
	800494	Traffic Signal Systems - PR-2	Moca - Hormigueros	C	19	\$ 1,458,220.01	\$ 364,555.00	\$ 1,822,775.01	\$ -	\$ 1,822,775.01
	000218	Feasibilty Study Aguadilla Airport	Aguadilla	PE	21	\$ 521,680.00	\$ 130,420.00	\$ 652,100.00	\$ -	\$ 652,100.00
	200277	TIGER Project - Caparra Interchange	Guaynabo	C	20	\$ 3,600,000.00	\$ 900,000.00	\$ 4,500,000.00	\$ -	\$ 4,500,000.00
	220124	RFP NorthWest Corridor Hatillo-Aguadilla	Hatillo-Aguadilla	PE	18	\$ 800,000.00	\$ 200,000.00	\$ 1,000,000.00	\$ -	\$ 1,000,000.00
	520131	DTL Phase 2	San Juan - Caguas - Trujillo Alto	C	6	\$ 4,004,000.00	\$ 1,001,000.00	\$ 5,005,000.00	\$ -	\$ 5,005,000.00
	001870	DTL Phase 3	San Juan - Caguas - Trujillo Alto	C	7	\$ 8,333,066.72	\$ 2,083,266.68	\$ 10,416,333.40	\$ -	\$ 10,416,333.40
ZP-30	301127	Geometric and Safety Improvements, PR-3	Carolina	C	2	\$ 797,826.85	\$ 199,456.71	\$ 997,283.56	\$ -	\$ 997,283.56
	301141	Safety Improvements PR-3	Carolina - Rio Grande	C	3	\$ 5,144,832.00	\$ 1,286,208.00	\$ 6,431,040.00	\$ -	\$ 6,431,040.00
	520131	DTL Phase 2	San Juan - Caguas - Trujillo Alto	C	6	\$ 5,600,000.00	\$ 1,400,000.00	\$ 7,000,000.00	\$ -	\$ 7,000,000.00
	001870	DTL Phase 3	San Juan - Caguas - Trujillo Alto	C	7	\$ 5,757,684.52	\$ 1,439,421.13	\$ 7,197,105.65	\$ -	\$ 7,197,105.65
	003510	SJ Traffic Signal System & PR-1 Improvements	San Juan	C	4	\$ 1,430,192.00	\$ 357,548.00	\$ 1,787,740.00	\$ -	\$ 1,787,740.00
Grand Total						\$ 67,673,950.85	\$ 16,918,487.71	\$ 84,592,438.56	\$ 936,852.57	\$ 85,529,291.13

PUERTO RICO DEPARTMENT OF TRANSPORTATION AND PUBLIC WORKS  
 PUERTO RICO HIGHWAY AND TRANSPORTATION AUTHORITY  
 TRANSPORTATION IMPROVEMENT PROGRAM  
 FISCAL YEARS 2017-2020\*\*  
 DEOBLIGATED PROJECTS TO BE REOBLIGATED

Legend:  
 F - Federal Funds  
 TC - Toll Credits Funds  
 S - State /Local Funds  
 T - Total Funds

Núm.	AC-Code / Oracle # / Fed # / Program Code	Description	Town	Phase	Fed. Past Obligations /	TIP Fiscal Year				Future Investment	Total Est. Cost	Remarks				
						2017	2018	2019	2020							
1	AC-200200 P000002400 0002073 MP-2E, ZP-20	Design and NEPA Int. PR-2 and PR-114	Mayaguez	NEPA	F	-	-	-	-	-	-	-				
					TC	-	-	-	-	-	-	-				
					S	-	-	-	-	-	-	-				
					Pre-Engineering	F	-	-	-	-	-	-	-	-	-	
						TC	-	-	-	-	-	-	-	-	-	
				S		-	-	-	-	-	-	-	-	-		
					Design	F	-	-	902,919	-	-	-	-	902,919		
						TC	-	-	225,730	-	-	-	-	225,730		
				S		-	-	709,895	-	-	-	-	709,895			
							1,838,543	-	-	-	-	1,838,543				
					ROW	F	-	-	-	-	-	1,600,000	1,600,000		ROW programmed in the STIP	
						TC	-	-	-	-	-	400,000	400,000			
				S		-	-	-	-	-	-	-				
											2,000,000	2,000,000				
					Construction	F	-	-	-	-	-	16,606,000	16,606,000		Estimated Time of Completion 2023	
TC	-	-	-			-	-	4,151,500	4,151,500							
S	-	-	-	-		-	1,092,500	1,092,500								
2	AC-301127 F000003327 0003041 MP-3E, ZP-30	Geometric and Safety Improvements, Highway PR-3 Intersection with UPR Hospital	Carolina	NEPA	F	-	-	-	-	-	-	-				
					TC	-	-	-	-	-	-	-	-			
					S	-	-	-	-	-	-	-	-			
					Pre-Engineering	F	-	-	-	-	-	-	-	-	-	
						TC	-	-	-	-	-	-	-	-	-	
				S		-	-	-	-	-	-	-	-	-		
					Design	F	-	-	-	-	-	-	-	-	-	
						TC	-	-	-	-	-	-	-	-	-	
				S		-	-	-	-	-	-	-	-	-		
					ROW	F	-	-	-	-	-	-	-	-	-	
						TC	-	-	-	-	-	-	-	-	-	
				S		-	-	-	-	-	-	-	-	-		
					Construction	F	-	-	2,559,478	-	-	-	-	2,559,478		
TC	-	-	639,870			-	-	-	-	639,870						
S	-	-	-	-		-	-	-	-							
			3,199,348	-	-	-	-	3,199,348								
	Total Estimated Project Cost					-	-	3,199,348	-	-	-	3,199,348				

PUERTO RICO DEPARTMENT OF TRANSPORTATION AND PUBLIC WORKS  
 PUERTO RICO HIGHWAY AND TRANSPORTATION AUTHORITY  
 TRANSPORTATION IMPROVEMENT PROGRAM  
 FISCAL YEARS 2017-2020\*\*  
 DEOBLIGATED PROJECTS TO BE REOBLIGATED

**Legend:**  
 F - Federal Funds  
 TC - Toll Credits Funds  
 S - State /Local Funds  
 T - Total Funds

Núm.	AC-Code / Oracle # / Fed # / Program Code	Description	Town	Phase	Fed. Past Obligations /	TIP Fiscal Year				Future Investment	Total Est. Cost	Remarks
						2017	2018	2019	2020			
3	AC-301141 F000003341 0003047 ZP-30	Safety Improvements PR-3	Carolina Grande	NEPA	F	-	-	-	-	-	-	
					TC	-	-	-	-	-	-	
					S	-	-	-	-	-	-	
					T						-	
				Pre-Engineering	F	-	-	-	-	-	-	
					TC	-	-	-	-	-	-	
					S	-	-	-	-	-	-	
					T						-	
				Design	F	-	-	-	-	-	-	
					TC	-	-	-	-	-	-	
					S	-	-	-	-	-	-	
					T						-	
				ROW	F	-	-	-	-	-	-	
					TC	-	-	-	-	-	-	
					S	-	-	-	-	-	-	
					T						-	
				Construction	F	-	-	5,144,832	-	-	5,144,832	
					TC	-	-	1,286,208	-	-	1,286,208	
					S	-	-	-	-	-	-	
					T			6,431,040	-		6,431,040	
				Total Estimated Project Cost					-	-	-	6,431,040
4	AC-003510 F000035010 0035001 ZP-30	San Juan Island Traffic Signal System and PR-1 Improvements	San Juan	NEPA	F	-	-	-	-	-	-	
					TC	-	-	-	-	-	-	
					S	-	-	-	-	-	-	
					T						-	
				Pre-Engineering	F	-	-	-	-	-	-	
					TC	-	-	-	-	-	-	
					S	-	-	-	-	-	-	
					T						-	
				Design	F	-	-	-	-	-	-	
					TC	-	-	-	-	-	-	
					S	-	-	-	-	-	-	
					T						-	
				ROW	F	-	-	-	-	-	-	
					TC	-	-	-	-	-	-	
					S	-	-	-	-	-	-	
					T						-	
				Construction	F	-	-	1,430,192	-	-	1,430,192	
					TC	-	-	357,548	-	-	357,548	
					S	-	-	-	-	-	-	
					T			1,787,740	-		1,787,740	
				Total Estimated Project Cost					-	-	-	1,787,740

PUERTO RICO DEPARTMENT OF TRANSPORTATION AND PUBLIC WORKS  
 PUERTO RICO HIGHWAY AND TRANSPORTATION AUTHORITY  
 TRANSPORTATION IMPROVEMENT PROGRAM  
 FISCAL YEARS 2017-2020\*\*  
 DEOBLIGATED PROJECTS TO BE REOBLIGATED

Legend:  
 F - Federal Funds  
 TC - Toll Credits Funds  
 S - State /Local Funds  
 T - Total Funds

Núm.	AC-Code / Oracle # / Fed # / Program Code	Description	Town	Phase	Fed. Past Obligations /	TIP Fiscal Year				Future Investment	Total Est. Cost	Remarks			
						2017	2018	2019	2020						
5	AC-520120 B000522120 0052035 / 0052043 ZP-20	Implementation of Preventive Maintenance Protocol for Bridges 2267, 2271,2335,2370 and 2372 on Highway PR-52	Ponce	NEPA	F	-	-	-	-	-	-	-			
					TC	-	-	-	-	-	-	-			
					S	-	-	-	-	-	-	-			
					T						-				
				Pre-Engineering	F	-	-	-	-	-	-	-	-	-	-
					TC	-	-	-	-	-	-	-	-	-	-
					S	-	-	-	-	-	-	-	-	-	-
					T								-		
				Design	F	-	-	-	-	-	-	-	-	-	-
					TC	-	-	-	-	-	-	-	-	-	-
					S	-	-	-	-	-	-	-	-	-	-
					T									-	
				ROW	F	-	-	-	-	-	-	-	-	-	-
					TC	-	-	-	-	-	-	-	-	-	-
					S	-	-	-	-	-	-	-	-	-	-
					T										-
Construction	F	-	-	9,600,000	-	-	-	9,600,000	-	-	-				
	TC	-	-	2,400,000	-	-	-	2,400,000	-	-	-				
	S	-	-	240,000	-	-	-	240,000	-	-	-				
	T			12,240,000	-	-	-	12,240,000	-	-	-				
Total Estimated Project Cost						-	-	12,240,000	-	-	-	12,240,000			
6	AC-520131 T000522131 0052044 ZP-10, ZP-20, ZP-30	Congestion Managed Lanes Dynamic Toll Operations PR- 52 km. 9.16 to km 13.96 - Phase 2		NEPA	F	-	-	-	-	-	-	-			
					TC	-	-	-	-	-	-	-	-		
					S	-	-	-	-	-	-	-	-		
					T							-			
				Pre-Engineering	F	-	-	-	-	-	-	-	-	-	-
					TC	-	-	-	-	-	-	-	-	-	-
					S	-	-	-	-	-	-	-	-	-	-
					T								-		
		Design		F	-	-	-	-	-	-	-	-	-	-	
				TC	-	-	-	-	-	-	-	-	-	-	
				S	-	-	-	-	-	-	-	-	-	-	
				T								-			
		ROW		F	-	-	-	-	-	-	-	-	-	-	
				TC	-	-	-	-	-	-	-	-	-	-	
				S	-	-	-	-	-	-	-	-	-	-	
				T									-		
Unit 2 - From Station33+02 to Station 15+00	Construction	F	-	-	19,619,944	-	-	-	19,619,944	-	-	-			
		TC	-	-	4,904,986	-	-	-	4,904,986	-	-	-			
		S	-	-	-	-	-	-	-	-	-	-			
		T			24,524,930	-	-	-	24,524,930	-	-	-			
Total Estimated Project Cost						-	-	24,524,930	-	-	-	24,524,930			

PUERTO RICO DEPARTMENT OF TRANSPORTATION AND PUBLIC WORKS  
 PUERTO RICO HIGHWAY AND TRANSPORTATION AUTHORITY  
 TRANSPORTATION IMPROVEMENT PROGRAM  
 FISCAL YEARS 2017-2020\*\*  
 DEOBLIGATED PROJECTS TO BE REOBLIGATED

**Legend:**  
 F - Federal Funds  
 TC - Toll Credits Funds  
 S - State /Local Funds  
 T - Total Funds

Núm.	AC-Code / Oracle # / Fed # / Program Code	Description	Town	Phase	Fed. Past Obligations /	TIP Fiscal Year				Future Investment	Total Est. Cost	Remarks			
						2017	2018	2019	2020						
7	AC-001870 T000018070 0052045 MP-3E, ZP-10 ZP-20 , ZP-30	Congestion Managed Lanes Dynamic Toll Operations PR- 52 km 4.7 to km. 6.4 - Phase 3	NEPA	F	-	-	-	-	-	-	-				
				TC	-	-	-	-	-	-	-				
				S	-	-	-	-	-	-	-				
				T						-					
		Unit 1 - From Station 45+00 to Station 52+00	Pre-Engineering	F	-	-	-	-	-	-	-	-			
				TC	-	-	-	-	-	-	-	-			
				S	-	-	-	-	-	-	-	-			
				T							-				
		Unit 2 - From Station 52+00 to Station 57+00	Design	F	-	-	-	-	-	-	-	-			
				TC	-	-	-	-	-	-	-	-	-		
				S	-	-	-	-	-	-	-	-	-		
				T							-				
		Unit 3 - From Station 57+00 to Station 63+00	ROW	F	-	-	-	-	-	-	-	-			
				TC	-	-	-	-	-	-	-	-	-		
				S	-	-	-	-	-	-	-	-	-		
				T							-				
Unit 4 - From Station 123+80 to Station 151+66	Construction	F	-	-	19,388,451	-	-	-	19,388,451						
		TC	-	-	4,847,113	-	-	-	4,847,113						
		S	-	-	-	-	-	-	-	-					
		T			24,235,564	-	-	-	24,235,564						
Total Estimated Project Cost					-	-	24,235,564	-	-	-	24,235,564				
8	AC-012327 B000123027 0123013	Rehabilitation and Scour Mitigation of Bridge 1355, Highway PR-132	Adjuntas	NEPA	F	-	-	-	-	-	-	-			
					TC	-	-	-	-	-	-	-	-		
					S	-	-	-	-	-	-	-	-		
					T							-			
				Pre-Engineering	F	-	-	-	-	-	-	-	-	-	
					TC	-	-	-	-	-	-	-	-	-	
					S	-	-	-	-	-	-	-	-	-	
					T							-			
				Design	F	-	-	72,000	-	-	-	72,000			
					TC	-	-	18,000	-	-	-	18,000			
					S	-	-	-	-	-	-	-	-		
					T			90,000				90,000			
				ROW	F	-	-	-	-	-	-	-	-	-	
					TC	-	-	-	-	-	-	-	-	-	
					S	-	-	-	-	-	-	-	-	-	
					T							-			
Construction	F	-	-	-	-	-	464,675	464,675							
	TC	-	-	-	-	-	116,169	116,169							
	S	-	-	-	-	-	-	-	-						
	T				-	-	580,843	580,843							
Total Estimated Project Cost					-	-	90,000	-	-	580,843	670,843				

PUERTO RICO DEPARTMENT OF TRANSPORTATION AND PUBLIC WORKS  
 PUERTO RICO HIGHWAY AND TRANSPORTATION AUTHORITY  
 TRANSPORTATION IMPROVEMENT PROGRAM  
 FISCAL YEARS 2017-2020\*\*  
 DEOBLIGATED PROJECTS TO BE REOBLIGATED

**Legend:**  
 F - Federal Funds  
 TC - Toll Credits Funds  
 S - State /Local Funds  
 T - Total Funds

Núm.	AC-Code / Oracle # / Fed # / Program Code	Description	Town	Phase	Fed. Past Obligations /	TIP Fiscal Year				Future Investment	Total Est. Cost	Remarks
						2017	2018	2019	2020			
9	AC-013934 B000139034 0139018 ZP-10	Rehabilitation of Bridge 284 Over Waterway, Highway PR- 139 km 22.8	Ponce	NEPA	F	-	-	-	-	-	-	-
					TC	-	-	-	-	-	-	-
					S	-	-	-	-	-	-	-
					T							-
				Pre-Engineering	F	-	-	-	-	-	-	-
					TC	-	-	-	-	-	-	-
					S	-	-	-	-	-	-	-
					T							-
				Design	F	-	-	-	-	-	-	-
					TC	-	-	-	-	-	-	-
					S	-	-	-	-	-	-	-
					T							-
				ROW	F	-	-	-	-	-	-	-
					TC	-	-	-	-	-	-	-
					S	-	-	-	-	-	-	-
					T							-
Construction	F	-	-	89,234	-	-	-	89,234				
	TC	-	-	22,308	-	-	-	22,308				
	S	-	-	-	-	-	-	-				
	T			111,542	-			111,542				
Total Estimated Project Cost					-	-	111,542	-	-	-	111,542	
10	AC-014076 B000140076 0140027 MP-1E, ZP-10	Replacement of Bridge 1828, Highay PR-140	Barceloneta	NEPA	F	-	-	-	-	-	-	-
					TC	-	-	-	-	-	-	-
					S	-	-	-	-	-	-	-
					T							-
				Pre-Engineering	F	-	-	-	-	-	-	-
					TC	-	-	-	-	-	-	-
					S	-	-	-	-	-	-	-
					T							-
				Design	F	-	-	-	-	-	-	-
					TC	-	-	-	-	-	-	-
					S	-	-	-	-	-	-	-
					T							-
				ROW	F	-	-	-	-	-	-	-
					TC	-	-	-	-	-	-	-
					S	-	-	-	-	-	-	-
					T							-
Construction	F	-	-	36,507	-	-	-	36,507				
	TC	-	-	9,127	-	-	-	9,127				
	S	-	-	-	-	-	-	-				
	T			45,634	-			45,634				
Total Estimated Project Cost					-	-	45,634	-	-	-	45,634	



PUERTO RICO DEPARTMENT OF TRANSPORTATION AND PUBLIC WORKS  
 PUERTO RICO HIGHWAY AND TRANSPORTATION AUTHORITY  
 TRANSPORTATION IMPROVEMENT PROGRAM  
 FISCAL YEARS 2017-2020\*\*  
 DEOBLIGATED PROJECTS TO BE REOBLIGATED

**Legend:**  
 F - Federal Funds  
 TC - Toll Credits Funds  
 S - State /Local Funds  
 T - Total Funds

Núm.	AC-Code / Oracle # / Fed # / Program Code	Description	Town	Phase	Fed. Past Obligations /	TIP Fiscal Year				Future Investment	Total Est. Cost	Remarks
						2017	2018	2019	2020			
11	AC-014514 B000145014 0145007 ZP-10	Replacement of Bridge 1130, Highway PR-145	Ciales	NEPA	F	-	-	-	-	-	-	-
					TC	-	-	-	-	-	-	-
					S	-	-	-	-	-	-	-
					T						-	
				Pre-Engineering	F	-	-	-	-	-	-	-
					TC	-	-	-	-	-	-	-
					S	-	-	-	-	-	-	-
					T						-	
				Design	F	-	-	-	-	-	-	-
					TC	-	-	-	-	-	-	-
					S	-	-	-	-	-	-	-
					T						-	
				ROW	F	-	-	-	-	-	-	-
					TC	-	-	-	-	-	-	-
					S	-	-	-	-	-	-	-
					T						-	
Construction	F	-	-	180,916	-	-	-	180,916				
	TC	-	-	45,229	-	-	-	45,229				
	S	-	-	-	-	-	-	-				
	T			226,145	-			226,145				
Total Estimated Project Cost						-	-	226,145	-	-	226,145	
12	AC-800319 B009999319 0150008 ZP-10	Replacement of Bridge Over Descalabrado River, Highway PR-150	Coamo	NEPA	F	-	-	-	-	-	-	-
					TC	-	-	-	-	-	-	-
					S	-	-	-	-	-	-	-
					T						-	
				Pre-Engineering	F	-	-	-	-	-	-	-
					TC	-	-	-	-	-	-	-
					S	-	-	-	-	-	-	-
					T						-	
				Design	F	-	-	-	-	-	-	-
					TC	-	-	-	-	-	-	-
					S	-	-	-	-	-	-	-
					T						-	
				ROW	F	-	-	-	-	-	-	-
					TC	-	-	-	-	-	-	-
					S	-	-	-	-	-	-	-
					T						-	
Construction	F	-	-	279,537	-	-	-	279,537				
	TC	-	-	69,884	-	-	-	69,884				
	S	-	-	-	-	-	-	-				
	T			349,422	-			349,422				
Total Estimated Project Cost						-	-	349,422	-	-	349,422	

PUERTO RICO DEPARTMENT OF TRANSPORTATION AND PUBLIC WORKS  
 PUERTO RICO HIGHWAY AND TRANSPORTATION AUTHORITY  
 TRANSPORTATION IMPROVEMENT PROGRAM  
 FISCAL YEARS 2017-2020\*\*  
 DEOBLIGATED PROJECTS TO BE REOBLIGATED

Legend:  
 F - Federal Funds  
 TC - Toll Credits Funds  
 S - State /Local Funds  
 T - Total Funds

Núm.	AC-Code / Oracle # / Fed # / Program Code	Description	Town	Phase	Fed. Past Obligations /	TIP Fiscal Year				Future Investment	Total Est. Cost	Remarks				
						2017	2018	2019	2020							
13	AC-017417 B000174017 0174011 ZP-10	Replacement of Bridge 2479, Highway PR-174 km 14.0	Bayamon	NEPA	F	-	-	-	-	-	-	-				
					TC	-	-	-	-	-	-	-				
					S	-	-	-	-	-	-	-				
				Pre-Engineering	T											
					F	-	-	-	-	-	-	-				
					TC	-	-	-	-	-	-	-				
				Design	S	-	-	-	-	-	-	-				
					T											
					F	-	-	240,000	-	-	-	240,000				
				ROW	TC	-	-	60,000	-	-	-	60,000				
					S	-	-	-	-	-	-	-				
					T			300,000				300,000				
				Construction	F	-	-	-	-	-	-	-				
					TC	-	-	-	-	-	-	-				
					S	-	-	-	-	-	-	-				
				Total Estimated Project Cost	T			-	-	-	-	5,184,563	5,184,563			
										300,000	-	-	5,184,563	5,484,563		
				14	AC-062305 B000623005 0623001 ZP-10	Rehabilitation of Bridge 1199, Highway PR-623 km 1.8	Arecibo	NEPA	F	-	-	-	-	-	-	-
									TC	-	-	-	-	-	-	-
S	-	-	-						-	-	-	-				
Pre-Engineering	T															
	F	-	-					-	-	-	-	-				
	TC	-	-					-	-	-	-	-				
Design	S	-	-					-	-	-	-	-				
	T															
	F	-	-					90,730	-	-	-	90,730				
ROW	TC	-	-					22,682	-	-	-	22,682				
	S	-	-					-	-	-	-	-				
	T							113,412				113,412				
Construction	F	-	-					-	-	-	-	-				
	TC	-	-					-	-	-	-	-				
	S	-	-					-	-	-	-	-				
Total Estimated Project Cost	T							-	-	-	-	562,383	562,383			
								113,412	-	-	562,383	675,795				

PUERTO RICO DEPARTMENT OF TRANSPORTATION AND PUBLIC WORKS  
 PUERTO RICO HIGHWAY AND TRANSPORTATION AUTHORITY  
 TRANSPORTATION IMPROVEMENT PROGRAM  
 FISCAL YEARS 2017-2020\*\*  
 DEOBLIGATED PROJECTS TO BE REOBLIGATED

**Legend:**  
 F - Federal Funds  
 TC - Toll Credits Funds  
 S - State /Local Funds  
 T - Total Funds

Núm.	AC-Code / Oracle # / Fed # / Program Code	Description	Town	Phase	Fed. Past Obligations /	TIP Fiscal Year				Future Investment	Total Est. Cost	Remarks
						2017	2018	2019	2020			
15	AC-992904 B009929004 9929001 ZP-10	Replacement of Bridge 1851, Highway PR-9929	San Lorenzo	NEPA	F	-	-	-	-	-	-	-
					TC	-	-	-	-	-	-	-
					S	-	-	-	-	-	-	-
					T						-	
				Pre-Engineering	F	-	-	-	-	-	-	-
					TC	-	-	-	-	-	-	-
					S	-	-	-	-	-	-	-
					T						-	
				Design	F	-	-	-	-	-	-	-
					TC	-	-	-	-	-	-	-
					S	-	-	-	-	-	-	-
					T						-	
				ROW	F	-	-	-	-	-	-	-
					TC	-	-	-	-	-	-	-
					S	-	-	-	-	-	-	-
					T						-	
Construction	F	-	-	134,714	-	-	-	134,714				
	TC	-	-	33,679	-	-	-	33,679				
	S	-	-	-	-	-	-	-				
	T			168,393	-			168,393				
Total Estimated Project Cost						-	-	168,393	-	-	168,393	
16	AC-801271 B010014271 9999122 ZP-10	Replacement of Bridge 172 over Descalabrado River, Highway PR-14	Coamo	NEPA	F	-	-	-	-	-	-	-
					TC	-	-	-	-	-	-	-
					S	-	-	-	-	-	-	-
					T						-	
				Pre-Engineering	F	-	-	-	-	-	-	-
					TC	-	-	-	-	-	-	-
					S	-	-	-	-	-	-	-
					T						-	
				Design	F	-	-	-	-	-	-	-
					TC	-	-	-	-	-	-	-
					S	-	-	-	-	-	-	-
					T						-	
				ROW	F	-	-	-	-	-	-	-
					TC	-	-	-	-	-	-	-
					S	-	-	-	-	-	-	-
					T						-	
Construction	F	-	-	964,895	-	-	-	964,895				
	TC	-	-	241,224	-	-	-	241,224				
	S	-	-	-	-	-	-	-				
	T			1,206,119	-			1,206,119				
Total Estimated Project Cost						-	-	1,206,119	-	-	1,206,119	

PUERTO RICO DEPARTMENT OF TRANSPORTATION AND PUBLIC WORKS  
 PUERTO RICO HIGHWAY AND TRANSPORTATION AUTHORITY  
 TRANSPORTATION IMPROVEMENT PROGRAM  
 FISCAL YEARS 2017-2020\*\*  
 DEOBLIGATED PROJECTS TO BE REOBLIGATED

Legend:  
 F - Federal Funds  
 TC - Toll Credits Funds  
 S - State /Local Funds  
 T - Total Funds

Núm.	AC-Code / Oracle # / Fed # / Program Code	Description	Town	Phase	Fed. Past Obligations /	TIP Fiscal Year				Future Investment	Total Est. Cost	Remarks
						2017	2018	2019	2020			
17	AC-800478 B009999478 9999207 ZP-10	Replacement of Bridge 631 over Cofresi Crrek PR-200R km. 0.1 and NO. 1133 Unknown Creek Progreso ST. PR-200	Vieques	NEPA	F	-	-	-	-	-	-	
					TC	-	-	-	-	-	-	
					S	-	-	-	-	-	-	
					T						-	
				Pre-Engineering	F	-	-	-	-	-	-	
					TC	-	-	-	-	-	-	
					S	-	-	-	-	-	-	
					T						-	
				Design	F	-	-	267,243	-	-	267,243	
					TC	-	-	66,811	-	-	66,811	
					S	-	-	-	-	-	-	
					T			334,054			334,054	
				ROW	F	-	-	-	-	-	-	
					TC	-	-	-	-	-	-	
					S	-	-	-	-	-	-	
					T						-	
				Construction	F	-	-	-	-	1,419,200	1,419,200	Construction Cost included in STIP
					TC	-	-	-	-	354,800	354,800	
					S	-	-	-	-	-	-	
					T			-		1,774,000	1,774,000	
				Total Estimated Project Cost						1,774,000	2,108,054	
18	AC-220124 T000022224 9999238 ZP-20	RFP Northwest Corridor Access Modification, Management and Financial Plan		NEPA	F	-	-	-	-	-	-	
					TC	-	-	-	-	-	-	
					S	-	-	-	-	-	-	
					T						-	
				Pre-Engineering	F	-	-	800,000	-	-	800,000	
					TC	-	-	200,000	-	-	200,000	
					S	-	-	-	-	-	-	
					T			1,000,000			1,000,000	
				Design	F	-	-	-	-	-	-	
					TC	-	-	-	-	-	-	
					S	-	-	-	-	-	-	
					T						-	
				ROW	F	-	-	-	-	-	-	
					TC	-	-	-	-	-	-	
					S	-	-	-	-	-	-	
					T						-	
				Construction	F	-	-	-	-	-	-	
					TC	-	-	-	-	-	-	
					S	-	-	-	-	-	-	
					T			-			-	
				Total Estimated Project Cost						-	1,000,000	

PUERTO RICO DEPARTMENT OF TRANSPORTATION AND PUBLIC WORKS  
 PUERTO RICO HIGHWAY AND TRANSPORTATION AUTHORITY  
 TRANSPORTATION IMPROVEMENT PROGRAM  
 FISCAL YEARS 2017-2020\*\*  
 DEOBLIGATED PROJECTS TO BE REOBLIGATED

**Legend:**  
 F - Federal Funds  
 TC - Toll Credits Funds  
 S - State /Local Funds  
 T - Total Funds

Núm.	AC-Code / Oracle # / Fed # / Program Code	Description	Town	Phase	Fed. Past Obligations /	TIP Fiscal Year				Future Investment	Total Est. Cost	Remarks	
						2017	2018	2019	2020				
19	AC-800494 L009999494 9999225 MP-2E, ZP-20	Traffic Signal Systems Preventive Maintenance and Emergency Repair Services PR- 2	Moca Hormigueros	NEPA	F	-	-	-	-	-	-	-	
					TC	-	-	-	-	-	-	-	
					S	-	-	-	-	-	-	-	
					T						-		
				Pre-Engineering	F	-	-	-	-	-	-	-	-
					TC	-	-	-	-	-	-	-	-
					S	-	-	-	-	-	-	-	-
					T						-		
				Design	F	-	-	-	-	-	-	-	-
					TC	-	-	-	-	-	-	-	-
					S	-	-	-	-	-	-	-	-
					T						-		
				ROW	F	-	-	-	-	-	-	-	-
					TC	-	-	-	-	-	-	-	-
					S	-	-	-	-	-	-	-	-
					T						-		
				Construction	F	-	-	1,749,840	-	-	-	1,749,840	-
					TC	-	-	437,460	-	-	-	437,460	-
					S	-	-	-	-	-	-	-	-
					T			2,187,300	-			2,187,300	-
Total Estimated Project Cost						-	-	2,187,300	-	-	2,187,300		
20	AC-200277 M000002477 TIGER	Tiger Project - Caparra Interchange Improvements - State Funding to be Paid with Federal Funds	Guaynabo	NEPA	F	-	-	-	-	-	-	-	
					TC	-	-	-	-	-	-	-	
					S	-	-	-	-	-	-	-	
					T						-		
				Pre-Engineering	F	-	-	-	-	-	-	-	-
					TC	-	-	-	-	-	-	-	-
					S	-	-	-	-	-	-	-	-
					T						-		
				Design	F	-	-	-	-	-	-	-	-
					TC	-	-	-	-	-	-	-	-
					S	-	-	-	-	-	-	-	-
					T						-		
				ROW	F	-	-	-	-	-	-	-	-
					TC	-	-	-	-	-	-	-	-
					S	-	-	-	-	-	-	-	-
					T						-		
				Construction	F	-	-	3,600,000	-	-	-	3,600,000	-
					TC	-	-	900,000	-	-	-	900,000	-
					S	-	-	-	-	-	-	-	-
					T			4,500,000	-			4,500,000	-
Total Estimated Project Cost						-	-	4,500,000	-	-	4,500,000		

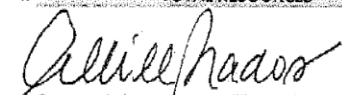
PUERTO RICO DEPARTMENT OF TRANSPORTATION AND PUBLIC WORKS  
 PUERTO RICO HIGHWAY AND TRANSPORTATION AUTHORITY  
 TRANSPORTATION IMPROVEMENT PROGRAM  
 FISCAL YEARS 2017-2020\*\*  
 DEOBLIGATED PROJECTS TO BE REOBLIGATED


**Legend:**  
 F - Federal Funds  
 TC - Toll Credits Funds  
 S - State /Local Funds  
 T - Total Funds

Núm.	AC-Code / Oracle # / Fed # / Program Code	Description	Town	Phase	Fed. Past Obligations /	TIP Fiscal Year				Future Investment	Total Est. Cost	Remarks	
						2017	2018	2019	2020				
21	AC-000218 9999(239) ZP-20	Additional Funds - Feasibility Study - IMPROVEMENTS TO AGUADILLA AIRPORT ACCESS THROUGH PR-100, PR-107 AND CONNECTOR TO BURN STREET (AC-000228)	Aguadilla	NEPA	F	-	-	-	-	-	-	-	Additional Funding to be used from the available balance of the the deobligated projects.
					TC	-	-	-	-	-	-		
					S	-	-	-	-	-	-		
					T						-		
				Pre-Engineering	F	636,331	-	521,680	-	-	1,158,011		
					TC	156,605	-	130,420	-	-	287,025		
					S	203,405	-	-	-	-	203,405		
					T	996,340		652,100			1,648,440		
				Design	F	-	-	-	-	-	-		
					TC	-	-	-	-	-	-		
					S	-	-	-	-	-	-		
					T						-		
				ROW	F	-	-	-	-	800,000	800,000		
					TC	-	-	-	-	200,000	200,000		
					S	-	-	-	-	-	-		
					T					1,000,000	1,000,000		
				Construction	F	-	-	-	-	3,800,000	-		
					TC	-	-	-	-	950,000	-		
					S	-	-	-	-	250,000	-		
					T			-		5,000,000	5,000,000		
Total Estimated Project Cost					996,340	-	652,100	-	-	6,000,000	7,648,440		

PUERTO RICO HIGHWAY AND TRANSPORTATION AUTHORITY  
 INVESTMENT PROGRAM (IN THOUSANDS)

RESOURCES		2015-2016	2016-2017	2017-2018	2018-2019	2019-2020
1 GASOLINE TAX REVENUE	\$	158,000	-	\$ 146,000	\$ 145,000	\$ 146,000
2 DIESEL OIL TAXES		9,000	-	12,000	12,000	12,000
3 MOTOR VEHICLE LICENSE FEES		92,600	60,000	93,000	93,000	93,000
4 TOLL REVENUES		128,400	128,000	137,000	138,000	140,000
5 PETROLEUM TAX REVENUE		177,220	140,000	135,000	126,000	126,000
6 CIGARETTE TAXES		20,000	20,000	20,000	20,000	20,000
7 INVESTMENT INCOME		10,000	-	-	-	-
8 TOTAL REVENUES FROM TAXES AND INTEREST		595,220	348,000	543,000	534,000	537,000
9 FEDERAL AID - FHWA & EARMARKED PROJECTS		130,000	130,000	135,000	140,000	145,000
10 FEDERAL AID-FTA FOR TREN URBANO MAINTENANCE		15,000	20,000	20,000	20,000	20,000
11 TOTAL FEDERAL FUNDS		145,000	150,000	155,000	160,000	165,000
12 LOCAL APPROPRIATIONS		10,000	-	-	-	-
13 TOTAL FEDERAL AND LOCAL FUNDS		155,000	150,000	155,000	160,000	165,000
14 TRANSIT REVENUES		12,000	10,000	10,200	10,404	10,612
15 ELECTRONIC TOLL FINES		10,000	10,000	10,200	10,404	10,612
16 OTHER INCOME		25,800	5,300	5,406	5,514	5,624
17 TOTAL OTHER INCOME		47,800	25,300	25,806	26,322	26,849
18 TOTAL REVENUES	\$	798,020	\$ 523,300	\$ 723,806	\$ 720,322	\$ 728,849
PROGRAM EXPENDITURES		2015-2016	2016-2017	2017-2018	2018-2019	2019-2020
19 RIGHT OF WAY	\$	10,000	\$ 10,000	\$ 10,000	\$ 10,000	\$ 10,000
20 DESIGN		10,000	10,000	10,000	10,000	10,000
21 CONSTRUCTION LOCAL		14,200	15,000	15,000	15,000	15,000
23 CONSTRUCTION FEDERAL (FHWA)		130,000	130,000	135,000	140,000	145,000
24 SUB TOTAL		164,200	165,000	170,000	175,000	180,000
25 SALARIES AND FRINGE BENEFITS		47,848	47,475	48,425	49,393	50,381
27 OTHER OPERATIONAL EXPENSES		5,800	3,525	3,596	3,667	3,741
28 OPERATIONAL CONSTRUCTION PROGRAM		53,648	51,000	52,020	53,060	54,122
29 LITIGATION RESERVE		8,800	8,000	8,160	8,863	9,520
30 RIGHT OF WAY PAYMENTS		27,000	21,000	16,960	15,299	13,605
31 TOTAL CONSTRUCTION PROGRAM		253,648	245,000	247,140	249,223	251,247
32 SALARIES AND FRINGE BENEFITS		46,902	44,056	44,937	45,836	46,753
33 OTHER OPERATIONAL EXPENSES		16,325	12,566	12,817	13,074	13,335
34 TREN URBANO AND FEEDER BUSES		81,754	78,974	80,553	82,165	83,808
35 AUTOPISTAS		35,525	32,704	33,358	34,025	34,706
36 TOTAL OPERATIONAL COSTS		180,506	168,300	171,666	175,099	178,601
37 TOTAL CONSTRUCTION AND OPERATIONAL COSTS	\$	434,154	\$ 413,300	\$ 418,806	\$ 424,322	\$ 429,849
DEBT SERVICE		2015-2016	2016-2017	2017-2018	2018-2019	2019-2020
38 EXISTING DEBT SERVICE (Principal)	\$	102,926	-	-	-	-
39 EXISTING DEBT SERVICE (Interest)		244,263	-	195,000	186,000	189,000
41 TOTAL BOND DEBT SERVICE		347,189	-	195,000	186,000	189,000
42 INTEREST ON GDB LINES OF CREDIT		-	110,000	110,000	110,000	110,000
43 TOTAL DEBT SERVICE		347,189	110,000	305,000	296,000	299,000
44 TOTAL FINANCING EXPENDITURES		347,189	110,000	305,000	296,000	299,000
45 TOTAL EXPENDITURES	\$	781,343	\$ 523,300	\$ 723,806	\$ 720,322	\$ 728,849
46 FINANCING		16,677	-	-	-	-
47 TOTAL RESOURCES	\$	798,020	\$ 523,300	\$ 723,806	\$ 720,322	\$ 728,849

  
 Recomendado por Carmen Villar Prados  
 Director Ejecutivo

  
 Preparado por Cesar Gencaga  
 Director Ejecutivo Auxiliar de Administracion y Finanzas

6/3/16

Las cifras presentadas son estimados basadas en la experiencia y en los datos que tenemos a la mano al preparar este documento.

Esta tabla de Inversion es valida para los años aqui presentados siempre que los ingresos legislados que son estimados se materializen.  
 Si por alguna razon la Autoridad no recibe alguno o la totalidad de los ingresos legislados esta tabla tendria que ser ajustada a esa nueva realidad.