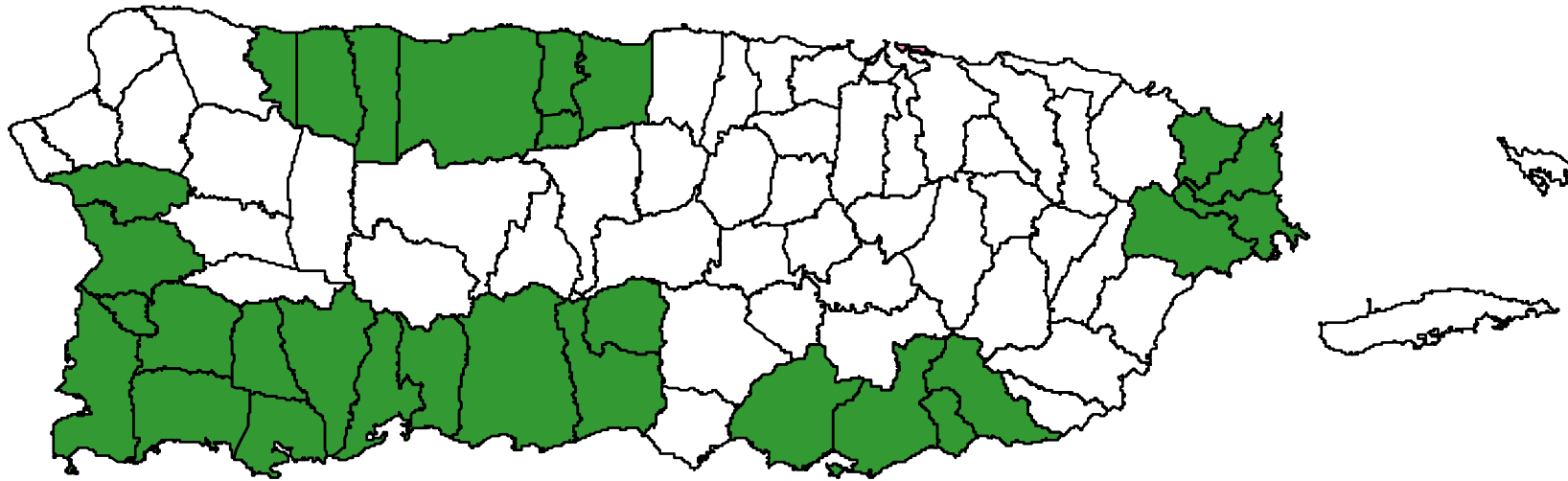




Government of Puerto Rico
Department of Transportation and Public Works
Highway and Transportation Authority



Urbanized Areas Under 200,000 Population (UZA)

Transportation Improvement Program (TIP)
Fiscal Years 2017-2020

Amendment #3

April 3, 2018-Draft





Government of Puerto Rico
Puerto Rico Department of Transportation and Public Works
Puerto Rico Highway and Transportation Authority

Urbanized Area Under 200,000 in Population (UZA)
Transportation Improvement Program (TIP)
Fiscal Years 2017-2020

The preparation of this document was financed in part through a grant from the U.S. Department of Transportation, Federal Transit Administration, and Federal Highway Administration under Chapter 53 of 49 U.S.C. and 23 U.S.C.

For the consideration of approval of the Puerto Rico Metropolitan Planning Organization Policy Board Committee



INTRODUCTION

In 1973, the Puerto Rico Department of Transportation and Public Works (PRDTPW) was designated by the Governor of Puerto Rico as the Operative Arm of the Puerto Rico Metropolitan Planning Organization (PRMPO) for Urbanized Areas under 200,000 in Population (UZA). To assure a forum for cooperative decision-making in the planning process, the PRMPO acts through a Policy Board Committee for the UZA, defined by the 2010 Census as an Urbanized Areas with a population between 50,000 and 200,000 which comprising the following municipalities:

Urbanized Area

➤ Arecibo →	Arecibo, Camuy, Hatillo, Quebradillas
➤ Fajardo →	Ceiba, Fajardo, Luquillo, Naguabo
➤ Florida-Imbéry-Barceloneta→	Arecibo,Florida, Barceloneta, Manatí
➤ Guayama →	Arroyo, Guayama, Patillas, Salinas
➤ Juana Díaz →	Juana Díaz, Villalba
➤ Mayagüez →	Añasco, Hormigueros, Mayagüez
➤ Ponce →	Ponce
➤ San Germán-Cabo Rojo →	Cabo Rojo, Lajas, Sabana Grande, San Germán
➤ Yauco →	Guánica, Guayanilla, Peñuelas, Yauco

The Policy Board Committees also include representatives from the following agencies involved with transportation issues:

- ❑ Puerto Rico Department of Transportation and Public Works (PRDTPW)
- ❑ Puerto Rico Highway and Transportation Authority (PRHTA)
- ❑ Puerto Rico Integrated Transit Authority (PRITA)
- ❑ Maritime Transportation Authority (MTA)
- ❑ Ports Authority (PA)
- ❑ Planning Board (PB)
- ❑ Public Service Commission (PSC)
- ❑ Environmental Quality Board (EQB)
- ❑ Department of Environmental and Natural Resources (DENR)
- ❑ Permits Management Office (PMO)

- ❑ Puerto Rico Division of the Federal Highway Administration (**NON VOTING**)
- ❑ Region IV Administrator of the Federal Transit Administration (**NON VOTING**)

The PRMPO is also responsible for the development and adoption of the Transportation Improvement Program (TIP). This document presents proposed improvements to the transportation and highway system in Puerto Rico. Projects are recommended for Federal funding for a period of four fiscal years. The program reflects the area priorities and is based on realistic estimates of total costs for the four years period. The Annual Element of the TIP consists in the projects proposed for implementation during the First Year Program, i.e. October 1, 2016 to September 30, 2017. The projects included reflect a multimodal approach to alleviate transportation problems.

This document includes the priority list of proposed projects that are to be undertaken by year, consistent with the transportation plan and are financially constrained. Projects included in the Annual Element can be implemented using the estimated allocation for Fiscal Year 2017 and carryover funds.

General transportation priorities are defined as follows:

- Regional projects, projects which involve several municipalities
- Public transportation projects of high impact and investment
- Carryover projects
- Continuity projects
- Transportation projects for the elderly and handicapped
- Construction of transportation facilities
- Improvements of existing transportation facilities
- Construction of shelters/stop for transportation services
- Acquisition of vehicles for public transportation services
- Acquisition of vehicles to support paratransit services
- Preventive maintenance cost for transit vehicles
- Operational assistant to paratransit services
- Construction of facilities for maintenance garage for transit vehicles
- Transit enhancements
- Transit security projects

WHAT IS THE TIP?

The *Fiscal Years 2017-2020 Urbanized Areas under 200,000 in Population (UZA) Transportation Improvement Program (TIP)* was prepared in accordance with the requirements of the Fixing America's Surface Transportation (FAST) Act. The FAST Act was signed by President Obama on December 4, 2015. The FAST Act maintains its focus on safety, keeps intact the established structure of the various highway-related programs we manage, continues efforts to streamline project delivery and, for the first time, provides a dedicated source of federal dollars for freight projects. This Act supports transit funding through fiscal year 2020. This document describes and prioritizes the surface transportation programs and projects that the UZA Policy Board Committee of the Puerto Rico Metropolitan Planning Organization (UZA PRMPO) has selected for implementation during the program period. The TIP contains the adopted list of public transit, highway, bicycle, and pedestrian projects that will receive federal transportation funds in the near future in accordance with the transportation plan. The TIP needs to be financially constrained; meaning that projects that are identified will have the necessary federal and local funding.

The TIP will be updated at least every two years, and revised as needed. As approved by the UZA PRMPO Policy Board Committee, the TIP is incorporated in the *Statewide Transportation Improvement Program (STIP)*.

The FY 2017-2020 UZA TIP identifies transportation programs and projects totaling approximately **\$107,131,322.32** to be implemented during the four-year program period. The projects included are those eligible for federal funding assistance, as well as regionally significant locally-funded projects. Also, the UZA TIP can include significant projects that require action by the Federal Highway Administration (FHWA) or the Federal Transit Administration (FTA), regardless of whether or not they are funded with federal funds.

PROJECT EVALUATIONS

The following criteria were utilized to evaluate the petitions received to be considered in the programing for FY 2017-2020 UZA TIP:

- Compliance with FAST Act planning factors; and
- Consistency with Long Range Transportation Plan.

The PRHTA Central Planning and Coordination Work Group (CPCWG) with the UZA Technical Committee reviewed and submitted for consideration of the PRMPO the list of projects to be including in the TIP.

FEDERAL HIGHWAY ADMINISTRATION (FHWA)

The Moving Ahead for Progress in the 21st Century Act (MAP-21), enacted in 2012, included provisions to make the Federal surface transportation more streamlined, performance-based, and multimodal, and to address challenges facing the U.S. transportation system, including improving safety, maintaining infrastructure condition, reducing traffic congestion, improving efficiency of the system and freight movement, protecting the environment, and reducing delays in project delivery. The FAST Act builds on the changes made by MAP-21.

Below is a more detailed summary of some FAST Act provisions.

PROJECT DELIVERY: DOT has been a leader in reducing the bureaucratic red tape that can stall and delay critical transportation projects from moving forward. The FAST Act adopted a number of Administration proposals to further speed the permitting processes while still protecting environmental and historic treasures and also codifying the online system to track projects and interagency coordination processes.

FREIGHT: The FAST Act would establish both formula and discretionary grant programs to fund critical transportation projects that would benefit freight movements. These programs are similar to what the Administration proposed and will for the first time provide a dedicated source of Federal funding for freight projects, including multimodal projects. The Act emphasizes the importance of Federal coordination to focus local governments on the needs of freight transportation providers.

INNOVATIVE FINANCE BUREAU: The FAST Act establishes a new National Surface Transportation and Innovative Finance Bureau within the Department to serve as a one-stop shop for state and local governments to receive federal funding,

financing or technical assistance. This builds on the work of the Department’s Build America Transportation Investment Center and provides additional tools to improve coordination across the Department to promote innovative finance mechanisms. The Bureau is also tasked with responsibility to drive efficiency in the permitting process, consistent with our request to establish a dedicated permitting office.

TIFIA: The TIFIA Loan program provides important financing options for large projects and public-private partnerships. The FAST Act includes organizational changes that will provide an opportunity for important structural improvements with the potential to accelerate the delivery of innovative finance projects. However, FAST’s cut to the TIFIA program could constrain growth in this area over the course of the bill.

SAFETY: The FAST Act includes authority sought by the Administration to prohibit rental car companies from knowingly renting vehicles that are subject to safety recalls. It also increased maximum fines against non-compliant auto manufactures from \$35 million to \$105 million. The law also will help bolster the Department’s safety oversight of transit agencies and also streamlines the Federal truck and bus safety grant programs, giving more flexibility to States to improve safety in these areas. However, we know the bill also took a number of steps backwards in terms of the Department’s ability to share data with the public and on the Department’s ability to exercise aggressive oversight over our regulated industries.

TRANSIT: The FAST Act includes a number of positive provisions, including reinstating the popular bus discretionary grant program and strengthening the Buy America requirements that promote domestic manufacturing through vehicle and track purchases.

LADDERS OF OPPORTUNITY: The Act includes a number of items that strengthen workforce training and improve regional planning. These include allocating slightly more formula funds to local decision makers and providing planners with additional design flexibilities. Notably, FAST makes Transit Oriented

Development (TOD) expenses eligible for funding under highway and rail credit programs. TOD promotes dense commercial and residential development near transit hubs in an effort to shore up transit ridership and promote walkable, sustainable land use.

FEDERAL TRANSIT ADMINISTRATION (FTA)

MAP-21 transit program provisions further several important goals, including safety, state of good repair, performance, and program efficiency. MAP-21 gives the Federal Transit Administration (FTA) significant new authority to strengthen the safety of public transportation systems throughout the United States. The Act also puts new emphasis on restoring and replacing our aging public transportation infrastructure by establishing a new needs-based formula program and new asset management requirements. In addition, it establishes performance-based planning requirements that align Federal funding with key goals and tracks progress towards these goals.

Finally, MAP-21 improves the efficiency of administering grant programs by consolidating several programs and streamlining the major capital investment grant program known as “New Starts.”

The FAST Act, reauthorizes FTA programs and includes changes to improve mobility, streamline capital project construction and acquisition, and increase the safety of public transportation systems across the country. The act’s five years of predictable formula funding enables transit agencies to better manage long-term assets and address the backlog of state of good repair needs. It also includes funding for new competitive grant programs for buses and bus facilities, innovative transportation coordination, workforce training, and public transportation research activities.

NEW PROGRAMS

Safety

MAP-21 grants FTA the authority to establish and enforce a new comprehensive framework to oversee the safety of public transportation throughout the United States.

FTA will develop safety performance criteria for all modes of public transportation (rail, bus, etc.). The new law requires all recipients of FTA funding to develop agency safety plans that include performance targets, strategies, and staff training. For rural recipients, the plan may be drafted by the State. For small urban systems, FTA must issue a rule designating which small urban systems may have their safety plans drafted by the State. These measures and targets must be incorporated into metropolitan and statewide transportation plans and transportation improvement programs.

MAP-21 also grants FTA enforcement authority and permits FTA to issue directives, require more frequent oversight of transit systems, impose more frequent reporting requirements, and require that formula grant funds be spent to correct safety deficiencies before funds are spent on other projects.

Asset Management Provisions

MAP-21 requires FTA to define the term “state of good repair” and create objective standards for measuring the condition of capital assets, including equipment, rolling stock, infrastructure, and facilities. Based on that definition, FTA must then develop performance measures under which all FTA grantees will be required to set targets. All FTA grantees and their sub-recipients are required to develop transit asset management plans. These plans must include, at a minimum, capital asset inventories, condition assessments, and investment prioritization. Each designated recipient of FTA formula funding will be required to report on the condition of its system, any change in condition since the last report, targets set under the above performance measures, and progress towards meeting those targets. These measures and targets must be incorporated into metropolitan and statewide transportation plans and transportation improvement programs (TIPs).

Emergency Relief

This new program assists States and public transportation systems with emergency-related expenses. Emergencies are defined as natural disasters affecting a wide area or a catastrophic failure from an external cause for which the governor of a State has declared an emergency (and the Secretary of Transportation has concurred) or the

President has declared a major disaster. The program funds capital projects to protect, repair, reconstruct, or replace equipment and facilities.

It also funds transit agency operating costs related to evacuation, rescue operations, temporary public transportation service, or changing public transportation route service before, during, or after an emergency in an area directly affected. The grants only cover expenses not reimbursed by the Federal Emergency Management Agency (FEMA). The program will provide immediate funding, similar to the FHWA emergency program. Funding will be appropriated by Congress as needed.

Transit-Oriented Development Planning Pilot

MAP-21 creates a new discretionary pilot program for transit-oriented development (TOD) planning grants. Eligible activities include comprehensive planning in corridors with new rail, bus rapid transit, or core capacity projects. The comprehensive plans should seek to enhance economic development, ridership, and other goals; facilitate multimodal connectivity and accessibility; increase access to transit hubs for pedestrian and bicycle traffic; enable mixed-use development; identify infrastructure needs associated with the project; and include private sector participation.

The following sections describe some of the various funding sources for FTA programs, which are including in this document:

- §5307 Urbanized Area Formula Grants
- §5310 Enhanced Mobility of Seniors and Individuals with Disabilities
- §5339 Bus and Bus Facilities Grants

URBANIZED AREA FORMULA GRANTS (SECTION 5307)

The PRHTA is the designated recipient of funds apportioned to the Puerto Rico UZA. The funds are apportioned based on legislative formulas, with different formulas applying to UZAs with populations less than 200,000. The Puerto Rico UZA

apportionment formula is based on population and population density statistics from the most recent decennial census.

This program provides grants to urbanized areas to support public transportation. Funding is distributed by formula based on the level of transit service provision, population, and other factors. The section 5307 provides federal funds for capital, planning, job access and reverse commute projects, and, in this case, operating assistance for public transportation in urbanized area with a population of less than 200,000. The program remains largely unchanged with a few exceptions:

Job access and reverse commute activities now eligible

Activities eligible under the former Job Access and Reverse Commute (JARC) program, which focused on providing services to low-income individuals to access jobs, are now eligible under the Urbanized Area Formula program. These include operating assistance with a 50 percent local match for job access and reverse commute activities. In addition, the urbanized area formula for distributing funds now includes the number of low-income individuals as a factor. There is no floor or ceiling on the amount of funds that can be spent on job access and reverse commute activities.

Eligibility for Safety Certification Training

The section 5307 funds are permitted to use not more than 0.5 percent of their formula funds under the Urbanized Area Formula Program to pay not more than 80% of the cost of participation for an employee who is directly responsible for safety oversight to participate in public transportation safety certification training. Safety certification training program requirements will be established in accordance with section 5329.

ENHANCED MOBILITY OF SENIORS AND INDIVIDUALS WITH DISABILITIES PROGRAM (SECTION 5310)

This program provides formula funding to increase the mobility of seniors and persons with disabilities. Funds are apportioned based on the commonwealth share of

the targeted populations and are now apportioned to the commonwealth for all areas fewer than 200,000 and large urbanized areas (over 200,000). The former New Freedom program (5317) is folded into this program. The New Freedom program provided grants for services for individuals with disabilities that went above and beyond the requirements of the Americans with Disabilities Act (ADA). Activities eligible under New Freedom are now eligible under the Enhanced Mobility of Seniors and Individuals with Disabilities program.

Projects selected for funding must be included in a locally developed, coordinated public transit human services transportation plan; and the competitive selection process, which was required under the former New Freedom program, is now optional. At least 55 percent of program funds must be spent on the types of capital projects eligible under the former section 5310 -- public transportation projects planned, designed, and carried out to meet the special needs of seniors and individuals with disabilities when public transportation is insufficient, inappropriate, or unavailable. The remaining 45 percent may be used for: public transportation projects that exceed the requirements of the ADA; public transportation projects that improve access to fixed-route service and decrease reliance by individuals with disabilities on complementary paratransit; or, alternatives to public transportation that assist seniors and individuals with disabilities. Using these funds for operating expenses requires a 50 percent local match while using these funds for capital expenses (including acquisition of public transportation services) requires a 20 percent local match.

BUS AND BUS FACILITIES FORMULA GRANTS (SECTION 5339)

A new formula grant program is established under Section 5339, replacing the previous Section 5309 discretionary Bus and Bus Facilities program. This program is a source of funding for the urbanized area, but replaces the previous discretionary program under which the transit system was able to obtain several large grants. The program provides funding to replace, rehabilitate, and purchase buses and related equipment as well as construct bus-related facilities.

LONG RANGE TRANSPORTATION PLAN CONSISTENCY

A primary consideration in the selection of projects is the consistency with the LRTP. The LRTP is a regional plan for surface transportation projects that are regional significance and address the projected surface transportation needs of Puerto Rico residents and visitors.

Using the LRTP as the starting point, major projects that were expected to be ready for implementation within the four-year TIP programming period, were considered by the UZA PRMPO members. The PRMPO members requested project listings also included surface transportation projects and highways projects that are proposed to be funded with federal funds.

REVISION TO THE TIP

The following administrative provisions have been established in order to ensure timely implementation and oversight of the TIP. A revision refers to a change to the TIP that occurs as needed. A minor revision is an “administrative modification,” while a major revision is an “amendment,” as described below:

ADMINISTRATIVE MODIFICATION

Administrative modifications are minor revisions to the TIP. These types of revisions do not require solicitation of public comment or demonstration of financial constraint. However, the TIP must remain financially constrained, and administrative modifications must not result in the addition or deletion of another project, including the deferral of a project to a year that is outside of the four year TIP. Existent two types of administrative modifications: pre-approved and expedited.

PRE-APPROVED ADMINISTRATIVE MODIFICATIONS

To prevent TIP procedures from becoming overly burdensome, Federal regulations allow procedures for administrative modifications to be commensurate with its perceived impact. Recognizing the need to streamline the process for these minor

changes, pre-approved administrative modifications, are true as long as the following conditions apply:

- The administrative modifications do not affect financial constraint of the TIP; and
- The administrative modification does not change the scope of the project or the environmental determination.

The following revisions could be considered as administrative modifications:

- A. The source of federal funds designated for a project may be revised to reflect a different funding program administered by the same U.S. DOT operating agency.
- B. Federal funding for a project may be changed to local funding.
- C. The amount programmed for a project phase may be revised to reflect changes in cost estimates. Additional funding is limited to the littlest of 20 percent of the estimated total project cost or \$2 million.
- D. Additional federal funding, such as congressional earmarks or discretionary funds may be added to a project currently included in the TIP.
- E. In order to expedite project selection for implementation and ensure timely TIP implementation, projects may be advanced from their programmed year if they are “ready-to-go.”
- F. Projects may be deferred to a later year if they are not “ready-to-go” as originally programmed.
- G. A project phase may be deleted or deferred to a year that is outside of the four -year TIP as long as another phase of the project remains in the TIP and the project’s scope is not affected.
- H. Changes may be made to projects that are included in the TIP for illustrative purposes.
- I. A project’s description may be revised or clarified as long as the project’s scope is not affected.

EXPEDITED ADMINISTRATIVE MODIFICATIONS

Requests for expedited approval of administrative modifications are submitted directly to the PRMPO Policy Board Committee without solicitation of public comment. The administrative modification must not affect the financial constraint of the TIP.

Expedited administrative modifications include the following:

- A. Changing the scope of a project to accommodate environmental impact mitigation measures.
- B. Changing the size of revenue rolling stock (e.g. vans, 30' buses) if the changes results in a change in the total carrying capacity by 20 percent or less.
- C. Changing the quantity for revenue rolling stock that exceeds 20 percent (plus or minus) of the original quantity if the change in quantity results in a change in the total carrying capacity by 20 percent or less.

AMENDMENTS

In the Metropolitan Transportation Planning Final Rule an Amendment “means a revision to a long-range statewide or metropolitan transportation plan, TIP, or STIP that involves a major change to a project included in a metropolitan transportation plan, TIP, or STIP, including the addition or deletion of a project or a major change in project cost, project/project phase initiation dates, or a major change in design concept or design scope (e.g., changing project termini or the number of through traffic lanes). The changes to projects those are included only for illustrative purposes do not require an amendment. An amendment is a revision that requires public review and comment, re-demonstration of fiscal constraint, or a conformity determination (for metropolitan transportation plans and TIPs involving “non-exempt” projects in nonattainment and maintenance areas). In the context of a long-range statewide transportation plan, an amendment is a revision approved by the State in accordance with its public involvement process.”

Major revisions include the following actions:

- A. Adding a project to the TIP/STIP.

- B. Deleting a project from the TIP/STIP, including deferring a project to a year that is outside of the four-year TIP/STIP.
- C. Significantly modifying the design concept or design scope of a programmed project (e.g., changing the project termini). For projects programmed with FTA funds, a change in a project’s scope is considered “major” if the change materially alters the objective or description of the project, or the size, type, or quantity of items. Examples include:
 - 1. Changing from replacement buses to expansion buses (and versa);
 - 2. Changing the size of revenue rolling stock (e.g. vans, 30' buses) if the change results in a change in the total carrying capacity by more than 20 percent.
 - 3. Changing the quantity for revenue rolling stock that exceeds 20 percent (plus or minus) of the original quantity if the change in quantity results in a change in the total carrying capacity by more than 20 percent.
- D. Revising the amount programmed for a project phase if it increases the estimated total project cost by more than 20 percent or \$2 million.

PROJECT FINANCIAL PLAN FOR FTA PROGRAMS

The annual element consists of the projects proposed for implementation during the first year program in this document from October1, 2016 to September 30, 2017. The projects included reflect a multimodal approach in our efforts to alleviate transportation problems.

The estimated federal cost for projects, for FTA programs during the four fiscal years is **\$107,131,322.32** ; distributed as follows:

FTA Section	Fiscal Years				TOTAL
	2017	2018	2019	2020	
Section 5307	\$ 22,156,017.49	\$ 44,538,270.89	\$ 19,201,205.05	\$ 15,738,178.99	\$ 101,633,672.42
Section 5310	\$ -	\$ 1,787,280.70	\$ -	\$ -	\$ 1,787,280.70
Section 5337	\$ 1,986,642.00	\$ -	\$ -	\$ -	\$ 1,986,642.00
Section 5339	\$ 21,200.00	\$ 1,702,527.20	\$ -	\$ -	\$ 1,723,727.20
<i>Total</i>	\$ 24,163,859.49	\$ 48,028,078.79	\$ 19,201,205.05	\$ 15,738,178.99	\$ 107,131,322.32

URBANIZED AREAS UNDER 200,000 POPULATION APPORTIONMENT

FTA federal assistance is distributed as follow:

SECTION 5307 AND 5340 URBANIZED AREA	
FY 2014 Apportionment	\$ 4,026,163.00
FY 2015 Apportionment	\$ 16,245,603.00
FY 2016 Apportionment	\$ 16,418,450.00
FY 2017 Apportionment	\$ 16,087,132.00
FY 2018 Apportionment (Estimated)	\$ 16,087,132.00
<i>Total Funds Available</i>	\$ 68,864,480.00
SECTION 5310 ENHANCED MOBILITY OF	
FY 2014 Apportionment	\$61,265.00
FY 2016 Apportionment	\$ 1,950,647.00
FY 2017 Apportionment	\$ 1,976,238.00
FY 2018 Apportionment (Estimated)	\$ 1,976,238.00
<i>Total Funds Available*</i>	\$5,964,388.00
SECTION 5337 HIGH INTENSITY FIXED	
FY 2017 Apportionment	\$ 3,521,679.00
FY 2018 Apportionment (Estimated)	\$ 3,521,679.00
<i>Total Funds Available</i>	\$ 7,043,358.00
SECTION 5339 BUS AND BUS FACILITIES	
FY 2014 Apportionment	\$ 494,075.00
FY 2015 Apportionment	\$ 1,400,459.00
FY 2016 Apportionment	\$ 1,341,072.00
FY 2017 Apportionment	\$ 1,375,159.00
FY 2018 Apportionment (Estimated)	\$ 1,375,159.00
<i>Total Funds Available</i>	\$ 5,985,924.00



Government of Puerto Rico

Puerto Rico Department of Transportation and Public Works
Puerto Rico Highway and Transportation Authority

Transportation Improvement Program (TIP)
Fiscal Years 2017-2020

FEDERAL TRANSIT ADMINISTRATION (FTA)

Urbanized Area Under 200,000 in Population (UZA)

Section 5307

GOVERNMENT OF PUERTO RICO
 PUERTO RICO DEPARTMENT OF TRANSPORTATION AND PUBLIC WORKS
 PUERTO RICO HIGHWAY AND TRANSPORTATION AUTHORITY
 TRANSPORTATION IMPROVEMENT PROGRAM
 FISCAL YEARS 2017 - 2020
 Amendment #3

SECTION: 5307 URBANIZED AREA FORMULA PROGRAM - URBANIZED AREA UNDER 200,000 POPULATION (UZA)

Num.	Project Description and Localization	Grantee	Year Entered	Annual Element		Three Year Program			Total	Project Justification	Source of Local Funds	Remarks
					2017	2018	2019	2020	Est. Cost			
1	Environmental Study (NEPA Process) Transit System for the Development of North and North Central Transit Corridor Analysis	Barceloneta	2016	F	800,000	-	-	-	800,000	Narrative Justification Prepared by the Municipality	Certification Prepared by the Municipality	Carryover Funds FY 2016. Subject to submit final recommendation of study.
				S	200,000	-	-	-	200,000			
				T	1,000,000	-	-	-	1,000,000			
2	Employee Education/Training	Barceloneta	2014	F	65,280	23,078	-	-	88,358	Narrative Justification Prepared by the Municipality	Certification Prepared by the Municipality	Carryover Funds \$21,120 FY 2015 & \$21,754 FY 2016 / \$16,000 approved in FTA Grant PR-2017-001-00
				S	16,320	5,770	-	-	22,090			
				T	81,600	28,848	-	-	110,448			
3	Preventive Maintenance of Transit Vehicles	Barceloneta	2015	F	1,539,691	777,657	785,434	793,288	3,896,070	Narrative Justification Prepared by the Municipality	Certification Prepared by the Municipality	\$711,667 FY 2015 approved in FTA Grant PR-2017-001-00. Carryover Funds \$733,017 FY 2016. Further analisis required.
				S	384,923	194,414	196,358	198,322	974,018			
				T	1,924,613	972,072	981,792	991,610	4,870,088			
4	Operational Assistance for the Transit System	Barceloneta	2015	F	1,950,573	661,056	667,667	674,343	3,953,639	Narrative Justification Prepared by the Municipality	Certification Prepared by the Municipality	\$648,031 FY 2015 approved in FTA Grant PR-2017-001-00. Carryover Funds \$648,031 FY 2016
				S	1,950,573	661,056	667,667	674,343	3,953,639			
				T	3,901,146	1,322,112	1,335,333	1,348,686	7,907,277			
5	Acquisition of Bycycle Racks to be Place Along the Trolley Routes	Camuy	2013	F	20,000	-	-	-	20,000	Narrative Justification Prepared by the Municipality	Certification Prepared by the Municipality	Carryover Funds. Application under FTA Consideration.
				S	5,000	-	-	-	5,000			
				T	25,000	-	-	-	25,000			
6	Acquisition of Equipment and Tools for the Maintenance of Trolleys and Paratransit Vehicles	Camuy	2013	F	12,000	-	-	-	12,000	Narrative Justification Prepared by the Municipality	Certification Prepared by the Municipality	Carryover Funds. Application under FTA Consideration.
				S	3,000	-	-	-	3,000			
				T	15,000	-	-	-	15,000			

GOVERNMENT OF PUERTO RICO
 PUERTO RICO DEPARTMENT OF TRANSPORTATION AND PUBLIC WORKS
 PUERTO RICO HIGHWAY AND TRANSPORTATION AUTHORITY
 TRANSPORTATION IMPROVEMENT PROGRAM
 FISCAL YEARS 2017 - 2020
 Amendment #3

SECTION: 5307 URBANIZED AREA FORMULA PROGRAM - URBANIZED AREA UNDER 200,000 POPULATION (UZA)

Num.	Project Description and Localization	Grantee	Year Entered	Annual Element		Three Year Program			Total Est. Cost	Project Justification	Source of Local Funds	Remarks
					2017	2018	2019	2020				
7	Preventive Maintenance of Trolleys and Paratransit Vehicles	Camuy	2013	F	129,933	33,300	33,633	33,969	230,835	Narrative Justification Prepared by the Municipality	Certification Prepared by the Municipality	Carryover Funds 32,000 FY 2014, \$32,320 FY 2015 & \$32,643 FY 2016. Application under FTA Consideration.
				S	32,483	8,325	8,408	8,492	57,709			
				T	162,416	41,625	42,041	42,462	288,544			
8	Acquisition and Installation of Forty One (41) Route Signals Along the Trolley Routes on 485 Road	Camuy	2013	F	12,800	-	-	-	12,800	Narrative Justification Prepared by the Municipality	Certification Prepared by the Municipality	Carryover Funds. Application under FTA Consideration.
				S	3,200	-	-	-	3,200			
				T	16,000	-	-	-	16,000			
9	Acquisition of Radio Communications System for Trolleys and Paratransit Vehicles	Camuy	2013	F	8,000	-	-	-	8,000	Narrative Justification Prepared by the Municipality	Certification Prepared by the Municipality	Carryover Funds. Application under FTA Consideration.
				S	2,000	-	-	-	2,000			
				T	10,000	-	-	-	10,000			
10	Operational assistance of Trolleys and Paratransit Vehicles	Camuy	2017	F	597,357	119,112	120,303	121,506	958,278	Narrative Justification Prepared by the Municipality	Certification Prepared by the Municipality	Carryover Funds \$132,582 FY 2013, \$114,466 FY 2014, \$115,610 FY 2015 & \$116,766 FY 2016. Application under FTA Consideration.
				S	597,357	119,112	120,303	121,506	958,278			
				T	1,194,714	238,224	240,606	243,012	1,916,557			
11	Acquisition and Installation of Six (6) Passengers Shelter Along Trolley Route	Camuy	2013	F	28,000	-	-	-	28,000	Narrative Justification Prepared by the Municipality	Certification Prepared by the Municipality	Carryover Funds. Application under FTA Consideration.
				S	7,000	-	-	-	7,000			
				T	35,000	-	-	-	35,000			
12	Acquisition and Installation of Nineteen (19) Route Signing on Quebrada Route	Camuy	2013	F	10,032	-	-	-	10,032	Narrative Justification Prepared by the Municipality	Certification Prepared by the Municipality	Carryover Funds. Application under FTA Consideration.
				S	2,508	-	-	-	2,508			
				T	12,540	-	-	-	12,540			

GOVERNMENT OF PUERTO RICO
 PUERTO RICO DEPARTMENT OF TRANSPORTATION AND PUBLIC WORKS
 PUERTO RICO HIGHWAY AND TRANSPORTATION AUTHORITY
 TRANSPORTATION IMPROVEMENT PROGRAM
 FISCAL YEARS 2017 - 2020
 Amendment #3

SECTION: 5307 URBANIZED AREA FORMULA PROGRAM - URBANIZED AREA UNDER 200,000 POPULATION (UZA)

Num.	Project Description and Localization	Grantee	Year Entered	Annual Element		Three Year Program			Total Est. Cost	Project Justification	Source of Local Funds	Remarks
					2017	2018	2019	2020				
13	Acquisition of Computer Equipment	Camuy	2013	F	2,485	-	-	-	2,485	Narrative Justification Prepared by the Municipality	Certification Prepared by the Municipality	Carryover Funds. Application under FTA Consideration.
				S	621	-	-	-	621			
				T	3,106	-	-	-	3,106			
14	Acquisition and Instalation of security cameras and system for (2) FTA funded facilities.	Camuy	2015	F	35,840	-	-	-	35,840	Narrative Justification Prepared by the Municipality	Certification Prepared by the Municipality	Carryover Funds \$35,840 FY 2015.
				S	8,960	-	-	-	8,960			
				T	44,800	-	-	-	44,800			
15	Acquisition of computer software and hardware for paratransit system and Trolley statistical program	Ceiba	2015	F	4,800	-	-	-	4,800	Narrative Justification Prepared by the Municipality	Certification Prepared by the Municipality	
				S	1,200	-	-	-	1,200			
				T	6,000	-	-	-	6,000			
16	Paratransit and trolley operating costs	Ceiba	2015	F	60,797	61,405	62,019	62,639	246,860	Narrative Justification Prepared by the Municipality	Certification Prepared by the Municipality	
				S	60,797	61,405	62,019	62,639	246,860			
				T	121,594	122,810	124,038	125,278	493,720			
17	Preventive maintenance cost for transit vehicles	Ceiba	2017	F	4,400	4,444	4,488	4,533	17,866	Narrative Justification Prepared by the Municipality	Certification Prepared by the Municipality	
				S	1,100	1,111	1,122	1,133	4,466			
				T	5,500	5,555	5,611	5,667	22,332			
18	Preventive Maintenance for Two (2) Trolleys, One (1) Paratransit and Two (2) Mini-Bus Vehicle	Fajardo	2013	F	25,416	25,670	25,927	26,186	103,199	Narrative Justification Prepared by the Municipality	Certification Prepared by the Municipality	
				S	6,354	6,418	6,482	6,547	25,800			
				T	31,770	32,088	32,409	32,733	128,999			

GOVERNMENT OF PUERTO RICO
 PUERTO RICO DEPARTMENT OF TRANSPORTATION AND PUBLIC WORKS
 PUERTO RICO HIGHWAY AND TRANSPORTATION AUTHORITY
 TRANSPORTATION IMPROVEMENT PROGRAM
 FISCAL YEARS 2017 - 2020
 Amendment #3

SECTION: 5307 URBANIZED AREA FORMULA PROGRAM - URBANIZED AREA UNDER 200,000 POPULATION (UZA)

Num.	Project Description and Localization	Grantee	Year Entered	Annual Element	Three Year Program				Total	Project Justification	Source of Local Funds	Remarks
					2017	2018	2019	2020	Est. Cost			
19	Operational Assistance for Public Transit System	Fajardo	2013	F	130,319	131,622	132,938	134,268	529,147	Narrative Justification Prepared by the Municipality	Certification Prepared by the Municipality	
				S	130,319	131,622	132,938	134,268	529,147			
				T	260,638	263,244	265,877	268,536	1,058,295			
20	Preventive Maintenance for the Vehicles of Transportation System	Hatillo	2017	F	-	26,281	26,281	26,281	78,843	Narrative Justification Prepared by the Municipality	Certification Prepared by the Municipality	FY 2017 funding obligated in FTA Grant 2018-004-00
				S	-	6,570	6,570	6,570	19,711			
				T	-	32,851	32,851	32,851	98,554			
21	Operational Assistance for the Transportation System	Hatillo	2017	F	-	184,689	184,689	184,689	554,066	Narrative Justification Prepared by the Municipality	Certification Prepared by the Municipality	FY 2017 funding obligated in FTA Grant 2018-004-00
				S	-	184,689	184,689	184,689	554,066			
				T	-	369,377	369,377	369,377	1,108,132			
22	Preventive Maintenance for the Vehicles of Transportation System	Hormigueros	2017	F	79,605	80,401	81,205	82,017	323,228	Narrative Justification Prepared by the Municipality	Certification Prepared by the Municipality	
				S	19,901	20,100	20,301	20,504	80,807			
				T	99,506	100,501	101,506	102,521	404,035			
23	Operational Assistance for the Transportation System	Hormigueros	2015	F	80,064	80,865	81,673	82,490	325,092	Narrative Justification Prepared by the Municipality	Certification Prepared by the Municipality	
				S	80,064	80,865	81,673	82,490	325,092			
				T	160,128	161,729	163,347	164,980	650,184			
24	Acquisition of Computer Equipment and Software	Hormigueros	2015	F	3,072	-	-	-	3,072	Narrative Justification Prepared by the Municipality	Certification Prepared by the Municipality	
				S	768	-	-	-	768			
				T	3,840	-	-	-	3,840			

GOVERNMENT OF PUERTO RICO
 PUERTO RICO DEPARTMENT OF TRANSPORTATION AND PUBLIC WORKS
 PUERTO RICO HIGHWAY AND TRANSPORTATION AUTHORITY
 TRANSPORTATION IMPROVEMENT PROGRAM
 FISCAL YEARS 2017 - 2020
 Amendment #3

SECTION: 5307 URBANIZED AREA FORMULA PROGRAM - URBANIZED AREA UNDER 200,000 POPULATION (UZA)

Num.	Project Description and Localization	Grantee	Year Entered	Annual Element		Three Year Program			Total Est. Cost	Project Justification	Source of Local Funds	Remarks
					2017	2018	2019	2020				
25	Construction of Six (6) Passenger Shelters and Bus Route Signing along the transportation vehicles route	Lajas	2015	F	111,294	-	-	-	111,294	Narrative Justification Prepared by the Municipality		Carryover Funds of the FY 2015.
				S	27,824	-	-	-	27,824			
				T	139,118	-	-		139,118			
26	Preventive maintenance for vehicles fleet	Luquillo	2015	F	13,023	4,428	4,472	4,517	26,440	Narrative Justification Prepared by the Municipality	Certification Prepared by the Municipality	Carryover Funds of the \$4,298 FY 2015 & \$4,341, FY 2016.
				S	1,075	1,107	1,118	1,129	4,429			
				T	5,373	5,535	5,590	5,646	22,144			
27	Design and Construction of two bus shelters/stops	Luquillo	2015	F	36,066		-	-	36,066	Narrative Justification Prepared by the Municipality	Certification Prepared by the Municipality	Carryover Funds of the FY 2015.
				S	9,017		-	-	9,017			
				T	45,083		-		45,083			
28	Construction of Signage for two bus shelters	Luquillo	2015	F	11,287		-	-	11,287	Narrative Justification Prepared by the Municipality	Certification Prepared by the Municipality	Carryover Funds of the FY 2015.
				S	2,822		-	-	2,822			
				T	14,109		-		14,109			
29	Associated transit improvements - Improvements to sidewalks and streets along two shelters route, including bicycle path.	Luquillo	2015	F	296,016	-	-	-	296,016	Narrative Justification Prepared by the Municipality	Certification Prepared by the Municipality	Carryover Funds of the FY 2016. Subject to site visit.
				S	74,004	-	-	-	74,004			
				T	370,020	-	-		370,020			
30	Design for the Construction of the Mayagüez Transit System	Mayagüez	2017	F	3,000,000	-	-	-	3,000,000	Narrative Justification Prepared by the Municipality	Certification Prepared by the Municipality	Subject to Study Results.
				S	750,000	-	-	-	750,000			
				T	3,750,000	-	-	-	3,750,000			

GOVERNMENT OF PUERTO RICO
 PUERTO RICO DEPARTMENT OF TRANSPORTATION AND PUBLIC WORKS
 PUERTO RICO HIGHWAY AND TRANSPORTATION AUTHORITY
 TRANSPORTATION IMPROVEMENT PROGRAM
 FISCAL YEARS 2017 - 2020
 Amendment #3

SECTION: 5307 URBANIZED AREA FORMULA PROGRAM - URBANIZED AREA UNDER 200,000 POPULATION (UZA)

Num.	Project Description and Localization	Grantee	Year Entered	Annual Element		Three Year Program			Total Est. Cost	Project Justification	Source of Local Funds	Remarks
					2017	2018	2019	2020				
31	Property Acquisition for the Construction of the Mayagüez Transit System	Mayagüez	2013	F	-	5,000,000	-	-	5,000,000	Narrative Justification Prepared by the Municipality	Certification Prepared by the Municipality	Subject to Study Results.
				S	-	1,250,000	-	-	1,250,000			
				T	-	6,250,000	-	-	6,250,000			
32	Preventive Maintenance for the Vehicles of Transportation System	Mayagüez	2013	F	-	217,716	219,893	37,149	474,758	Narrative Justification Prepared by the Municipality	Certification Prepared by the Municipality	
				S	-	54,429	54,973	9,287	118,690			
				T	-	272,145	274,866	46,436	593,448			
33	Operational Assistance for Public transportation System	Mayagüez	2013	F	-	735,253	742,606	750,032	2,227,890	Narrative Justification Prepared by the Municipality	Certification Prepared by the Municipality	
				S	-	735,253	742,606	750,032	2,227,890			
				T	-	1,470,506	1,485,211	1,500,063	4,455,780			
34	Purchase of Computer, Equipment and Radio Communication System	Naguabo	2015	F	5,000	-	-	-	5,000	Narrative Justification Prepared by the Municipality	Certification Prepared by the Municipality	Carryover Funds of the FY 2016.
				S	1,250	-	-	-	1,250			
				T	6,250	-	-	-	6,250			
35	Streets Sign and Stops Sign Identifying the Trolleys Stops	Naguabo	2015	F	120,000	-	-	-	120,000	Narrative Justification Prepared by the Municipality	Certification Prepared by the Municipality	Carryover Funds of the FY 2016.
				S	30,000	-	-	-	30,000			
				T	150,000	-	-	-	150,000			
36	Operational Assistance of Ferry Boat Fajardo	PRHTA/ATM	2017	F	3,310,242	3,343,344	3,376,778	3,410,546	13,440,910	Narrative Justification Prepared		
				S	3,310,242	3,343,344	3,376,778	3,410,546	13,440,910			
				T	6,620,484	6,686,689	6,753,556	6,821,091	26,881,820			

GOVERNMENT OF PUERTO RICO
 PUERTO RICO DEPARTMENT OF TRANSPORTATION AND PUBLIC WORKS
 PUERTO RICO HIGHWAY AND TRANSPORTATION AUTHORITY
 TRANSPORTATION IMPROVEMENT PROGRAM
 FISCAL YEARS 2017 - 2020
 Amendment #3

SECTION: 5307 URBANIZED AREA FORMULA PROGRAM - URBANIZED AREA UNDER 200,000 POPULATION (UZA)

Num.	Project Description and Localization	Grantee	Year Entered	Annual Element		Three Year Program			Total Est. Cost	Project Justification	Source of Local Funds	Remarks
					2017	2018	2019	2020				
37	Acquisition of Parts and Equipment for the Maintenance of the Vessels Fleet in Fajardo	PRHTA/ATM	2017	F	2,000,000	-	-	-	2,000,000	Narrative Justification Prepared by the Municipality	Certification Prepared by the Municipality	
				S	500,000	-	-	-	500,000			
				T	2,500,000	-	-	-	2,500,000			
38	Dredging for the Navigable Channel for the Fajardo Ferry Terminal	PRHTA/ATM	2017	F	90,820	-	-	-	90,820	Narrative Justification Prepared		Carryover Funds of the FY 2013
				S	22,705	-	-	-	22,705			
				T	113,525	-	-	-	113,525			
39	Design and NEPA for the Construction of SITRAS Maintenance Facility and Yard. Phase 1.	Ponce	2015	F	308,842	-	-	-	308,842	Narrative Justification Prepared by the Municipality	Certification Prepared by the Municipality	Carryover Funds of the FY 2015
				S	77,211	-	-	-	77,211			
				T	386,053	-	-	-	386,053			
40	Rehabilitation of the Administrative Office of Publico Carlos Garay Terminal	Ponce	2015	F	147,445	-	-	-	147,445	Narrative Justification Prepared by the Municipality	Certification Prepared by the Municipality	Carryover Funds of the FY 2015. Associated Transit Improvements- Historic public transportation buildings.
				S	36,861	-	-	-	36,861			
				T	184,306	-	-	-	184,306			
41	Operational Assistance for the Transportation System	Ponce	2016	F	1,943,616	986,409	996,273	1,006,236	4,932,534	Narrative Justification Prepared by the Municipality	Certification Prepared by the Municipality	Carryover Funds of the \$966,973 FY 2016
				S	1,943,616	986,409	996,273	1,006,236	4,932,534			
				T	3,887,232	1,972,818	1,992,546	2,012,472	9,865,068			
42	Preventive Maintenance for the Transportation System	Ponce	2016	F	1,043,816	527,127	532,398	505,722	2,609,064	Narrative Justification Prepared by the Municipality	Certification Prepared by the Municipality	Carryover Funds of the \$521,908 FY 2016
				S	260,954	131,782	133,100	126,431	652,266			
				T	1,304,770	658,909	665,498	632,153	3,261,329			

GOVERNMENT OF PUERTO RICO
 PUERTO RICO DEPARTMENT OF TRANSPORTATION AND PUBLIC WORKS
 PUERTO RICO HIGHWAY AND TRANSPORTATION AUTHORITY
 TRANSPORTATION IMPROVEMENT PROGRAM
 FISCAL YEARS 2017 - 2020
 Amendment #3

SECTION: 5307 URBANIZED AREA FORMULA PROGRAM - URBANIZED AREA UNDER 200,000 POPULATION (UZA)

Num.	Project Description and Localization	Grantee	Year Entered	Annual Element		Three Year Program			Total Est. Cost	Project Justification	Source of Local Funds	Remarks
					2017	2018	2019	2020				
43	Acquisition of Equipment to Support Operation and Administration of SITRAS	Ponce	2017	F	20,741	-	-	-	20,741	Narrative Justification Prepared by the Municipality	Certification Prepared by the Municipality	
				S	5,185	-	-	-	5,185			
				T	25,926	-	-	-	25,926			
44	Intelligence Technology Monthly Payment	Ponce	2017	F	4,800	-	-	-	4,800	Narrative Justification Prepared by the Municipality	Certification Prepared by the Municipality	
				S	1,200	-	-	-	1,200			
				T	6,000	-	-	-	6,000			
45	Employee Education/ Training	Ponce	2017	F	4,800	-	-	-	4,800	Narrative Justification Prepared by the Municipality	Certification Prepared by the Municipality	
				S	1,200	-	-	-	1,200			
				T	6,000	-	-	-	6,000			
46	Drugs and Alcohol Tests	Ponce	2017	F	5,716	-	-	-	5,716	Narrative Justification Prepared by the Municipality	Certification Prepared by the Municipality	
				S	1,429	-	-	-	1,429			
				T	7,145	-	-	-	7,145			
47	Rehab/Renov Dora Colón Clavell Terminal	Ponce	2017	F	738,400	-	-	-	738,400	Narrative Justification Prepared by the Municipality	Certification Prepared by the Municipality	
				S	184,600	-	-	-	184,600			
				T	923,000	-	-	-	923,000			
48	Construction of the New Terminal	Villalba	2014	F	1,197,316	-	-	-	1,197,316	Narrative Justification Prepared by the Municipality	Certification Prepared by the Municipality	Carryover Funds FY 2014. Application under FTA Consideration. TrAMS # 6416-2016-1
				S	299,329	-	-	-	299,329			
				T	1,496,645	-	-	-	1,496,645			

GOVERNMENT OF PUERTO RICO
 PUERTO RICO DEPARTMENT OF TRANSPORTATION AND PUBLIC WORKS
 PUERTO RICO HIGHWAY AND TRANSPORTATION AUTHORITY
 TRANSPORTATION IMPROVEMENT PROGRAM
 FISCAL YEARS 2017 - 2020
 Amendment #3

SECTION: 5307 URBANIZED AREA FORMULA PROGRAM - URBANIZED AREA UNDER 200,000 POPULATION (UZA)

Num.	Project Description and Localization	Grantee	Year Entered	Annual Element	Three Year Program				Total Est. Cost	Project Justification	Source of Local Funds	Remarks
					2017	2018	2019	2020				
49	Preventive Maintenance for the Vehicles of Transportation System	Villalba	2017	F	168,000	169,680	171,377	173,091	682,147	Narrative Justification Prepared by the Municipality	Certification Prepared by the Municipality	
				S	42,000	42,420	42,844	43,273	170,537			
				T	210,000	212,100	214,221	216,363	852,684			
50	Operational Assistance for the Transportation System	Villalba	2017	F	100,000	101,000	102,010	103,030	406,040	Narrative Justification Prepared by the Municipality	Certification Prepared by the Municipality	
				S	100,000	101,000	102,010	103,030	406,040			
				T	200,000	202,000	204,020	206,060	812,080			
51	Operational Assistance for Public Transportation System	Yauco	2015	F	248,217	250,699	253,206	255,738	1,007,861	Narrative Justification Prepared by the Municipality	Certification Prepared by the Municipality	
				S	248,217	250,699	253,206	255,738	1,007,861			
				T	496,434	501,398	506,412	511,476	2,015,721			
52	Operational Assistance for ADA Paratransit Services	Yauco	2015	F	96,699	97,666	98,643	99,629	392,637	Narrative Justification Prepared by the Municipality	Certification Prepared by the Municipality	
				S	96,699	97,666	98,643	99,629	392,637			
				T	193,398	195,332	197,285	199,258	785,273			
53	Acquisition of (4) 20 to 25 passenger bus for replacenment.	Yauco	2016	F	400,000	-	-	-	400,000	Narrative Justification Prepared by the Municipality	Certification Prepared by the Municipality	Carryover Funds of the \$400,000 FY 2016
				S	100,000	-	-	-	100,000			
				T	500,000	-	-	-	500,000			
54	Preventive maintenance for Public Transportation Vehicles	Yauco	2016	F		56,000	56,560	57,126	169,686	Narrative Justification Prepared by the Municipality	Certification Prepared by the Municipality	
				S	-	14,000	14,140	14,281	42,421			
				T	-	70,000	70,700	71,407	212,107			

GOVERNMENT OF PUERTO RICO
 PUERTO RICO DEPARTMENT OF TRANSPORTATION AND PUBLIC WORKS
 PUERTO RICO HIGHWAY AND TRANSPORTATION AUTHORITY
 TRANSPORTATION IMPROVEMENT PROGRAM
 FISCAL YEARS 2017 - 2020
 Amendment #3

SECTION: 5307 URBANIZED AREA FORMULA PROGRAM - URBANIZED AREA UNDER 200,000 POPULATION (UZA)

Num.	Project Description and Localization	Grantee	Year Entered	Annual Element		Three Year Program			Total	Project Justification	Source of Local Funds	Remarks
					2017	2018	2019	2020	Est. Cost			
55	Acquisition of a Tow Truck Support Vehicle for ADA vehicles and Public Transportation Vehicles	Yauco	2016	F	140,000	-	-	-	140,000	Narrative Justification Prepared by the Municipality	Certification Prepared by the Municipality	Carryover Funds of the \$140,000 FY 2016
				S	35,000	-	-	-	35,000			
				T	175,000	-	-	-	175,000			
56	Improvements to Fajardo Ferry Terminal Facility	PRHTA/ATM	2018	F		3,492,405			3,492,405	Narrative Justification Prepared by the Agency	Agency Requested the use of Toll Credits	
				S		698,481			698,481			
				T		4,190,886			4,190,886			
57	Island Service Vessel Refit	PRHTA/ATM	2018	F		4,200,000			4,200,000	Narrative Justification Prepared by the Agency	Agency Requested the use of Toll Credits	
				S		840,000			840,000			
				T		5,040,000			5,040,000			
58	Construction of Cargo Ferry Boat at Roosevelt Road	PRHTA/ATM	2018	F		15,000,000	10,000,000		25,000,000	Narrative Justification Prepared by the Agency	Agency Requested the use of Toll Credits	
				S		3,000,000	2,000,000		5,000,000			
				T		18,000,000	12,000,000		30,000,000			
59	Construction of Eight (8) Bus Shelters in Compliance with ADA for the Municipality of Arroyo	PRHTA	2018	F		-	-	116,372	116,372	Narrative Justification Prepared by the Municipality	Municipality of Arroyo requested toll credit fund sharing.	Conditioned to submittal of Transportation Study.
				S	-	-	-	29,093	29,093			
				T	-	-	-	145,465	145,465			
60	Acquisition of Six (6) Vehicles with Twelve (12) Passengers Capacity to Expand Service in Compliance with ADA Requirements for the Municipality of Arroyo	PRHTA	2018	F		-	-	420,000	420,000	Narrative Justification Prepared by the Municipality	Municipality of Arroyo requested toll credit fund sharing.	Conditioned to submittal of Transportation Study. Include Paratransit Vehicles for ADA Compliance
				S	-	-	-	105,000	105,000			
				T	-	-	-	525,000	525,000			

GOVERNMENT OF PUERTO RICO
 PUERTO RICO DEPARTMENT OF TRANSPORTATION AND PUBLIC WORKS
 PUERTO RICO HIGHWAY AND TRANSPORTATION AUTHORITY
 TRANSPORTATION IMPROVEMENT PROGRAM
 FISCAL YEARS 2017 - 2020
 Amendment #3

SECTION: 5307 URBANIZED AREA FORMULA PROGRAM - URBANIZED AREA UNDER 200,000 POPULATION (UZA)

Num.	Project Description and Localization	Grantee	Year Entered	Annual Element		Three Year Program			Total Est. Cost	Project Justification	Source of Local Funds	Remarks
					2017	2018	2019	2020				
61	Construction of Public Terminal of Parking Facilities to improve the Transportation System and to Expand Service in Compliance with ADA for the Municipality of Arroyo	PRHTA	2018	F			-	1,500,000	1,500,000	Narrative Justification Prepared by the Municipality	Municipality of Arroyo requested toll credit fund sharing.	Conditioned to submittal of Transportation Study. Public Terminal for Transportation Vehicles and for users of the Transportation System
				S	-	-	-	375,000	375,000			
				T	-	-	-	1,875,000	1,875,000			
62	A/E Construction of Pedestrian Cycling Route for the Municipality of Arroyo	PRHTA	2018	F		-	-	100,000	100,000	Narrative Justification Prepared by the Municipality	Municipality of Arroyo requested toll credit fund sharing.	Conditioned to submittal of Transportation Study. Expanding Inter-modal Transportation System to the rural
				S	-	-	-	25,000	25,000			
				T	-	-	-	125,000	125,000			
63	Construction of Pedestrian Cycling Route for the Municipality of Arroyo	PRHTA	2018	F				840,000	840,000	Narrative Justification Prepared by the Municipality	Municipality of Arroyo requested toll credit fund sharing.	Conditioned to submittal of Transportation Study. Expanding Inter-modal Transportation System to the rural
				S	-	-	-	210,000	210,000			
				T	-	-	-	1,050,000	1,050,000			
64	Operating Assistance for Six (6) Drivers, One (1) Mechanic and One (1) Mechanic Assistant for the Municipality of Arroyo	PRHTA	2018	F				100,000	100,000	Narrative Justification Prepared by the Municipality	Municipality of Arroyo requested toll credit fund sharing.	Conditioned to submittal of Transportation Study.
				S	-	-	-	100,000	100,000			
				T	-	-	-	200,000	200,000			
65	Construction of an Intermodal Railway Transportation System for the Municipality of Arroyo	PRHTA	2018	F		-	-	2,150,000	2,150,000	Narrative Justification Prepared by the Municipality	Municipality of Arroyo requested toll credit fund sharing.	Conditioned to submittal of Transportation Study.
				S	-	-	-	537,500	537,500			
				T	-	-	-	2,687,500	2,687,500			
66	Preventive Maintenance for the Municipality of Barceloneta	Barceloneta	2018	F		-	-	325,000	325,000	Narrative Justification Prepared by the Municipality	Municipality of Barceloneta requested toll credit fund sharing.	
				S	-	-	-	81,250	81,250			
				T	-	-	-	406,250	406,250			

GOVERNMENT OF PUERTO RICO
 PUERTO RICO DEPARTMENT OF TRANSPORTATION AND PUBLIC WORKS
 PUERTO RICO HIGHWAY AND TRANSPORTATION AUTHORITY
 TRANSPORTATION IMPROVEMENT PROGRAM
 FISCAL YEARS 2017 - 2020
 Amendment #3

SECTION: 5307 URBANIZED AREA FORMULA PROGRAM - URBANIZED AREA UNDER 200,000 POPULATION (UZA)

Num.	Project Description and Localization	Grantee	Year Entered	Annual Element	Three Year Program			Total	Project Justification	Source of Local Funds	Remarks
					2017	2018	2019	2020			
67	Acquisition of Equipment for the Municipality of Barceloneta	Barceloneta	2018	F		125,000	47,982	47,982	Narrative Justification Prepared by the Municipality	Municipality of Barceloneta requested toll credit fund sharing.	Tools and Tires
				S	-	31,250	11,996	11,996			
				T	-	156,250	59,978	59,978			
68	Replacement of Two (2) Trolleys and One (1) Transit for the Municipality of Barceloneta	Barceloneta	2018	F		435,000	-	-	Narrative Justification Prepared by the Municipality	Municipality of Barceloneta requested toll credit fund sharing.	Vehicle Replacement for useful life
				S	-	108,750	-	-			
				T	-	543,750	-	-			
69	Communication and Security for the Municipality of Barceloneta	Barceloneta	2018	F		25,000	-	-	Narrative Justification Prepared by the Municipality	Municipality of Barceloneta requested toll credit fund sharing.	Camera and Radio Units
				S	-	6,250	-	-			
				T	-	31,250	-	-			
70	Transportation System's Parking Repairs	Barceloneta	2018	F	168,000				Narrative Justification Prepared by the Municipality	Municipality of Barceloneta requested toll credit fund sharing.	Caryover funds FY2016, Reprogrammed from NEPA Study.
				S	42,000		-	-			
				T	210,000		-	-			
71	Bus Shelters Replacement for the Municipality of Barceloneta	Barceloneta	2018	F		150,000	-	-	Narrative Justification Prepared by the Municipality	Municipality of Barceloneta requested toll credit fund sharing.	
				S	-	37,500	-	-			
				T	-	187,500	-	-			
72	Public Terminal Rehabilitation for the Municipality of Barceloneta	Barceloneta	2018	F	136,000		-	-	Narrative Justification Prepared by the Municipality	Municipality of Barceloneta requested toll credit fund sharing.	Caryover funds FY2016, Reprogrammed from NEPA Study.
				S	34,000		-	-			
				T	170,000		-	-			

GOVERNMENT OF PUERTO RICO
 PUERTO RICO DEPARTMENT OF TRANSPORTATION AND PUBLIC WORKS
 PUERTO RICO HIGHWAY AND TRANSPORTATION AUTHORITY
 TRANSPORTATION IMPROVEMENT PROGRAM
 FISCAL YEARS 2017 - 2020
 Amendment #3

SECTION: 5307 URBANIZED AREA FORMULA PROGRAM - URBANIZED AREA UNDER 200,000 POPULATION (UZA)

Num.	Project Description and Localization	Grantee	Year Entered	Annual Element		Three Year Program			Total	Project Justification	Source of Local Funds	Remarks
					2017	2018	2019	2020	Est. Cost			
73	Transportation System's Garage and Parking Expansion for the Municipality of Barceloneta	Barceloneta	2018	F	496,000		-	-	496,000	Narrative Justification Prepared by the Municipality	Municipality of Barceloneta requested toll credit fund sharing.	Caryover funds FY2016, Reprogrammed from NEPA Study.
				S	124,000		-	-	124,000			
				T	620,000		-	-	620,000			
74	Replacement of Four (4) Trollies twenty or more (20 +) passengers buses Buses for fixed route for the Municipality of Camuy	Camuy	2018	F		500,000	-	-	500,000	Narrative Justification Prepared by the Municipality	Municipality of Camuy requested toll credit fund sharing.	
				S	-	125,000	-	-	125,000			
				T	-	625,000	-	-	625,000			
75	Improvement to Sidewalks, Ramps and Pedestrian crossing in urban/rural areas in Compliance with ADA requirements for the Municipality of Guayanilla	PRHTA	2018	F		-	-	500,000	500,000	Narrative Justification Prepared by the Municipality	Municipality of Guayanilla requested toll credit fund sharing.	Conditioned to submittal of Transportation Study.
				S	-	-	-	125,000	125,000			
				T	-	-	-	625,000	625,000			
76	Operating Assistance for the Municipality of Guayanilla	PRHTA	2018	F		50,000	52,000	64,800	166,800	Narrative Justification Prepared by the Municipality	Municipality of Guayanilla requested toll credit fund sharing.	The apportionment increase for FY 2020 is conditioned to submittal of Transportation Study.
				S	-	50,000	52,000	64,800	166,800			
				T	-	100,000	104,000	129,600	333,600			
77	Construction of fifteen (15) Bus Shelters in Compliance with ADA requirements for the Municipality of Guayanilla	PRHTA	2018	F		-	-	200,000	200,000	Narrative Justification Prepared by the Municipality	Municipality of Guayanilla requested toll credit fund sharing.	Conditioned to submittal of Transportation Study.
				S	-	-	-	50,000	50,000			
				T	-	-	-	250,000	250,000			
78	Design and Engineering Construction of Fifteen (15) Bus Shelters in Compliance with ADA requirements for the Municipality of Guayanilla	PRHTA	2018	F		-	-	55,000	55,000	Narrative Justification Prepared by the Municipality	Municipality of Guayanilla requested toll credit fund sharing.	Conditioned to submittal of Transportation Study.
				S	-	-	-	13,750	13,750			
				T	-	-	-	68,750	68,750			

GOVERNMENT OF PUERTO RICO
 PUERTO RICO DEPARTMENT OF TRANSPORTATION AND PUBLIC WORKS
 PUERTO RICO HIGHWAY AND TRANSPORTATION AUTHORITY
 TRANSPORTATION IMPROVEMENT PROGRAM
 FISCAL YEARS 2017 - 2020
 Amendment #3

SECTION: 5307 URBANIZED AREA FORMULA PROGRAM - URBANIZED AREA UNDER 200,000 POPULATION (UZA)

Num.	Project Description and Localization	Grantee	Year Entered	Annual Element		Three Year Program			Total Est. Cost	Project Justification	Source of Local Funds	Remarks
					2017	2018	2019	2020				
79	Design and Engineering cost for the improvement to Sidewalks, Ramps and Pedestrian crossing in urban/rural areas in Compliance with ADA requirements for the Municipality of Guayanilla	PRHTA	2018	F		-	-	55,000	55,000	Narrative Justification Prepared by the Municipality	Municipality of Guayanilla requested toll credit fund sharing.	Conditioned to submital of Transportation Study.
				S	-	-	-	13,750	13,750			
				T	-	-	-	68,750	68,750			
80	Acquisition of Six (6) Paratransit, Ten (10) Passenger Van to Expand service in Compliance with ADA requirements for the Municipality of Guayanilla	PRHTA	2018	F		-	-	420,000	420,000	Narrative Justification Prepared by the Municipality	Municipality of Guayanilla requested toll credit fund sharing.	Conditioned to submital of Transportation Study.
				S	-	-	-	105,000	105,000			
				T	-	-	-	525,000	525,000			
81	Design and Construction of Associated Transit Improvements-Improvements to sidewalks and streets along shelters and stops in Compliance with ADA requirements for the Municipality of Lajas	PRHTA	2018	F	-	250,000	-	-	250,000	Narrative Justification Prepared by the Municipality	Municipality of Lajas requested toll credit fund sharing.	
				S	-	62,500	-	-	62,500			
				T	-	312,500	-	-	312,500			
82	Design and Construction of Eight(8) Bus Shelters and signage for Two (2) New Routes for the Minicipality of Lajas	PRHTA	2018	F		192,000	-	-	192,000	Narrative Justification Prepared by the Municipality	Municipality of Lajas requested toll credit fund sharing.	
				S	-	48,000	-	-	48,000			
				T	-	240,000	-	-	240,000			
83	Operating Assistance for Paratransit Service for the Municipality of Lajas	PRHTA	2018	F		60,000	-	-	60,000	Narrative Justification Prepared by the Municipality	Municipality of Lajas requested toll credit fund sharing.	
				S	-	60,000	-	-	60,000			
				T	-	120,000	-	-	120,000			
84	Preventive Maintenance for Buses in rolling stock for the Minicipality of Lajas	PRHTA	2018	F		10,000	-	-	10,000	Narrative Justification Prepared by the Municipality	Municipality of Lajas requested toll credit fund sharing.	
				S	-	2,500	-	-	2,500			
				T	-	12,500	-	-	12,500			

GOVERNMENT OF PUERTO RICO
 PUERTO RICO DEPARTMENT OF TRANSPORTATION AND PUBLIC WORKS
 PUERTO RICO HIGHWAY AND TRANSPORTATION AUTHORITY
 TRANSPORTATION IMPROVEMENT PROGRAM
 FISCAL YEARS 2017 - 2020
 Amendment #3

SECTION: 5307 URBANIZED AREA FORMULA PROGRAM - URBANIZED AREA UNDER 200,000 POPULATION (UZA)

Num.	Project Description and Localization	Grantee	Year Entered	Annual Element		Three Year Program			Total Est. Cost	Project Justification	Source of Local Funds	Remarks
					2017	2018	2019	2020				
85	Acquisition of Six (6) Buses-Two (2) for each fixed route (2 routes) and One (1) for complementary paratransit service for Two (2) new routes for the Municipality of Lajas	PRHTA	2018	F		450,000	-	-	450,000	Narrative Justification Prepared by the Municipality	Municipality of Lajas requested toll credit fund sharing.	
				S	-	112,500	-	-	112,500			
				T	-	562,500	-		562,500			
86	Design and Construction of associated transit improvements-to Sidewalks and Streets along Shelters and Stops in Compliance with ADA requirements for the Municipality of Luquillo	PRHTA	2018	F		225,000	-	-	225,000	Narrative Justification Prepared by the Municipality	Municipality of Luquillo requested toll credit fund sharing.	
				S	-	56,250	-	-	56,250			
				T	-	281,250	-		281,250			
87	Design and Construction of Four (4) Shelters and Signage for New Bus Route for the Municipality of Luquillo	PRHTA	2018	F		60,000	-	-	60,000	Narrative Justification Prepared by the Municipality	Municipality of Luquillo requested toll credit fund sharing.	
				S	-	15,000	-	-	15,000			
				T		75,000	-		75,000			
88	Operating Assistance for Paratransit Service for the Municipality of Luquillo	PRHTA	2018	F		22,500	-	-	22,500	Narrative Justification Prepared by the Municipality	Municipality of Luquillo requested toll credit fund sharing.	
				S	-	22,500	-	-	22,500			
				T	-	45,000	-	-	45,000			
89	Acquisition of Six (6) Buses, Four (4) for fixed routes and Two (2) for complementary paratransit service for the Municipality of Luquillo	PRHTA	2018	F	-	450,000	-	-	450,000	Narrative Justification Prepared by the Municipality	Municipality of Luquillo requested toll credit fund sharing.	
				S	-	112,500	-	-	112,500			
				T	-	562,500	-	-	562,500			
90	Engineering, Design and Environmental of the Maintenance Garage for the Municipality of Naguabo	PRHTA	2018	F		150,000	126,250		276,250	Narrative Justification Prepared by the Municipality	Municipality of Naguabo requested toll credit fund sharing.	
				S	-	37,500	31,563	-	69,063			
				T	-	187,500	157,813	-	345,313			

GOVERNMENT OF PUERTO RICO
 PUERTO RICO DEPARTMENT OF TRANSPORTATION AND PUBLIC WORKS
 PUERTO RICO HIGHWAY AND TRANSPORTATION AUTHORITY
 TRANSPORTATION IMPROVEMENT PROGRAM
 FISCAL YEARS 2017 - 2020
 Amendment #3

SECTION: 5307 URBANIZED AREA FORMULA PROGRAM - URBANIZED AREA UNDER 200,000 POPULATION (UZA)

Num.	Project Description and Localization	Grantee	Year Entered	Annual Element		Three Year Program			Total	Project Justification	Source of Local Funds	Remarks
					2017	2018	2019	2020	Est. Cost			
91	Improvement of Maintenance Garage for the Municipality of Naguabo	PRHTA	2018	F		250,000	-	-	250,000	Narrative Justification Prepared by the Municipality	Municipality of Naguabo requested toll credit fund sharing.	
				S	-	50,000	-	-	50,000			
				T	-	300,000	-	-	300,000			
92	Operating Assistance for the Municipality of Peñuelas	PRHTA	2018	F		200,000	200,000	200,000	600,000	Narrative Justification Prepared by the Municipality	Municipality of Peñuelas requested toll credit fund sharing.	
				S	-	200,000	200,000	200,000	600,000			
				T	-	400,000	400,000	400,000	1,200,000			
93	Mobile Radios for the Municipality of Peñuelas	PRHTA	2018	F		2,188	-	-	2,188	Narrative Justification Prepared by the Municipality	Municipality of Peñuelas requested toll credit fund sharing.	
				S	-	547	-	-	547			
				T	-	2,735	-		2,735			
94	Intelligence Tecnology Monthly Payment for the Municipality of Ponce	Ponce	2018	F		7,500	7,500	7,500	22,500	Narrative Justification Prepared by the Municipality	Municipality of Ponce requested toll credit fund sharing.	
				S	-	1,875	1,875	1,875	5,625			
				T	-	9,375	9,375	9,375	28,125			
95	Drug and Alcohol Test for the Municipality of Ponce	Ponce	2018	F		7,000	7,000	7,500	21,500	Narrative Justification Prepared by the Municipality	Municipality of Ponce requested toll credit fund sharing.	
				S	-	1,750	1,750	1,875	5,375			
				T	-	8,750	8,750	9,375	26,875			
96	Construction of Thirty-Four (34) Shelters for SITRAS New Route for the Municipality of Ponce	Ponce	2018	F		600,000	-	-	600,000	Narrative Justification Prepared by the Municipality	Municipality of Ponce requested toll credit fund sharing.	
				S	-	150,000	-	-	150,000			
				T	-	750,000	-	-	750,000			

GOVERNMENT OF PUERTO RICO
 PUERTO RICO DEPARTMENT OF TRANSPORTATION AND PUBLIC WORKS
 PUERTO RICO HIGHWAY AND TRANSPORTATION AUTHORITY
 TRANSPORTATION IMPROVEMENT PROGRAM
 FISCAL YEARS 2017 - 2020
 Amendment #3

SECTION: 5307 URBANIZED AREA FORMULA PROGRAM - URBANIZED AREA UNDER 200,000 POPULATION (UZA)

Num.	Project Description and Localization	Grantee	Year Entered	Annual Element		Three Year Program			Total	Project Justification	Source of Local Funds	Remarks
					2017	2018	2019	2020	Est. Cost			
97	Acquisition of One (1) Support Mini Bus for SITRAS New Route for the Municipality of Ponce	Ponce	2018	F		88,800	-	-	88,800	Narrative Justification Prepared by the Municipality	Municipality of Ponce requested toll credit fund sharing.	
				S	-	22,200	-	-	22,200			
				T	-	111,000	-	-	111,000			
98	Acquisition of Electronic Equipment and Accessories for Paratransit Program for the Municipality of Ponce	Ponce	2018	F		275	-	-	275	Narrative Justification Prepared by the Municipality	Municipality of Ponce requested toll credit fund sharing.	
				S	-	69	-	-	69			
				T	-	344	-	-	344			
99	Design for the Rehabilitation Administrative Office of Carlos Garay Public Terminal for the Municipality of Ponce	Ponce	2018	F		45,000	-	-	45,000	Narrative Justification Prepared by the Municipality	Municipality of Ponce requested toll credit fund sharing.	
				S	-	11,250	-	-	11,250			
				T	-	56,250	-	-	56,250			
100	Preventive Maintenance for Two (2) Park and Ride Terminal for the Municipality of Ponce	Ponce	2018	F		40,000	-	-	40,000	Narrative Justification Prepared by the Municipality	Municipality of Ponce requested toll credit fund sharing.	
				S	-	10,000	-	-	10,000			
				T	-	50,000	-	-	50,000			
101	Acquisition of Tow Truck Support Vehicle for SITRAS vehicles for the Municipality of Ponce	Ponce	2018	F		220,000	-	-	220,000	Narrative Justification Prepared by the Municipality	Municipality of Ponce requested toll credit fund sharing.	
				S	-	55,000	-	-	55,000			
				T	-	275,000	-	-	275,000			
102	Acquisition of Four (4) signage structure for Two (2) Public Terminals for the Municipality of Ponce	Ponce	2018	F		20,000	-	-	20,000	Narrative Justification Prepared by the Municipality	Municipality of Ponce requested toll credit fund sharing.	
				S	-	5,000	-	-	5,000			
				T	-	25,000	-	-	25,000			

GOVERNMENT OF PUERTO RICO
 PUERTO RICO DEPARTMENT OF TRANSPORTATION AND PUBLIC WORKS
 PUERTO RICO HIGHWAY AND TRANSPORTATION AUTHORITY
 TRANSPORTATION IMPROVEMENT PROGRAM
 FISCAL YEARS 2017 - 2020
 Amendment #3

SECTION: 5307 URBANIZED AREA FORMULA PROGRAM - URBANIZED AREA UNDER 200,000 POPULATION (UZA)

Num.	Project Description and Localization	Grantee	Year Entered	Annual Element	Three Year Program			Total	Project Justification	Source of Local Funds	Remarks
				2017	2018	2019	2020	Est. Cost			
103	Acquisition of Six (6) Bike Racks for SITRAS Buses for the Municipality of Ponce	Ponce	2018	F	10,200	-	-	10,200	Narrative Justification Prepared by the Municipality	Municipality of Ponce requested toll credit fund sharing.	
				S	2,550	-	-	2,550			
				T	12,750	-	-	12,750			
104	Acquisition of an Announcement System for Six (6) Buses for the Municipality of Ponce	Ponce	2018	F	6,000	-	-	6,000	Narrative Justification Prepared by the Municipality	Municipality of Ponce requested toll credit fund sharing.	
				S	1,500	-	-	1,500			
				T	7,500	-	-	7,500			
105	Rehabilitation ADA Ramps and Sidewalks around of the passenger shelters on the Trolley for the Municipality of Ponce	Ponce	2018	F	350,000	-	-	350,000	Narrative Justification Prepared by the Municipality	Municipality of Ponce requested toll credit fund sharing.	
				S	87,500	-	-	87,500			
				T	437,500	-	-	437,500			
106	Acquisition and Instalation of Stop Signs throughout fixed routes for the Municipality of Ponce	Ponce	2018	F	12,500	-	-	12,500	Narrative Justification Prepared by the Municipality	Municipality of Ponce requested toll credit fund sharing.	
				S	3,125	-	-	3,125			
				T	15,625	-	-	15,625			
107	Acquisition of Four (4) Wheel Drive Vehicle to Supervise and Enhance the Rural Area for the Municipality of Villalba	Villalba	2018	F	35,000	-	-	35,000	Narrative Justification Prepared by the Municipality	Municipality of Villalba requested toll credit fund sharing.	
				S	8,750	-	-	8,750			
				T	43,750	-	-	43,750			
108	Replacement of Eight (8) passenger Paratransit Van for the Municipality of Villalba	Villalba	2018	F	700,000	-	-	700,000	Narrative Justification Prepared by the Municipality	Municipality of Villalba requested toll credit fund sharing.	
				S	175,000	-	-	175,000			
				T	875,000	-	-	875,000			

GOVERNMENT OF PUERTO RICO
 PUERTO RICO DEPARTMENT OF TRANSPORTATION AND PUBLIC WORKS
 PUERTO RICO HIGHWAY AND TRANSPORTATION AUTHORITY
 TRANSPORTATION IMPROVEMENT PROGRAM
 FISCAL YEARS 2017 - 2020
 Amendment #3

SECTION: 5307 URBANIZED AREA FORMULA PROGRAM - URBANIZED AREA UNDER 200,000 POPULATION (UZA)

Num.	Project Description and Localization	Grantee	Year Entered	Annual Element		Three Year Program			Total	Project Justification	Source of Local Funds	Remarks
					2017	2018	2019	2020	Est. Cost			
109	Drug and Alcohol Test for the Municipality of Villalba	Villalba	2018	F		8,000	-	-	8,000	Narrative Justification Prepared by the Municipality	Municipality of Villalba requested toll credit fund sharing.	
				S	-	2,000	-	-	2,000			
				T	-	10,000	-	-	10,000			
110	Design and Construction of Pedestrian Cycling Route for the Municipality of Villalba	Villalba	2018	F		1,100,000	-	-	1,100,000	Narrative Justification Prepared by the Municipality	Municipality of Villalba requested toll credit fund sharing.	
				S	-	275,000	-	-	275,000			
				T	-	1,375,000	-	-	1,375,000			
111	Construction of Maintenance and Administrative Facility for the Municipality of Yauco	Yauco	2018	F		1,250,000	-	-	1,250,000	Narrative Justification Prepared by the Municipality	Municipality of Yauco requested toll credit fund sharing.	
				S	-	312,500	-	-	312,500			
				T	-	1,562,500	-	-	1,562,500			
112	Operational Assistance for the Municipality of Yauco	Yauco	2018	F		193,398	-		193,398	Was not included in the 2015 STIP Amendment. FTA recommended to include now.	Municipality of Yauco requested toll credit fund sharing.	
				S	-	193,398	-	-	193,398			
				T	-	386,796	-	-	386,796			
113	Acquisition of Administrative Vehicle for the Municipality of Yauco	Yauco	2018	F		40,000	-	-	40,000	Narrative Justification Prepared by the Municipality	Municipality of Yauco requested toll credit fund sharing.	
				S	-	10,000	-	-	10,000			
				T	-	50,000	-	-	50,000			
Total Federal Funds:					21,156,017	44,538,271	19,201,205	15,738,179	101,633,672			
Total State or Local Funds:					12,070,285	15,301,662	9,603,404	9,372,004	46,347,355			
Total					34,217,577	59,839,933	28,804,610	25,110,183	147,972,303			



Government of Puerto Rico

Puerto Rico Department of Transportation and Public Works
Puerto Rico Highway and Transportation Authority

Transportation Improvement Program (TIP)
Fiscal Years 2017-2020

FEDERAL TRANSIT ADMINISTRATION (FTA)

Urbanized Area Under 200,000 in Population (UZA)

Section 5310

GOVERNMENT OF PUERTO RICO
 PUERTO RICO DEPARTMENT OF TRANSPORTATION AND PUBLIC WORKS
 PUERTO RICO HIGHWAY AND TRANSPORTATION AUTHORITY
 TRANSPORTATION IMPROVEMENT PROGRAM
 FISCAL YEARS 2017 - 2020
 Amendment #3

Section 5310: Enhanced Mobility of Seniors and Persons with Disabilities, Urbanized Area Under 200,000 in Population Formula Program (UZA)

Num.	Project Description and Localization	Grantee	Year Entered	Annual Element		Three Year Program			Total	Project Justification	Source of Local Funds	Remarks
					2017	2018	2019	2020	Est. Cost			
1	Acquisition of One (1) Mini Bus (16 Passengers Capacity) for the Municipality of Hatillo	PRHTA	2018	F		90,000	-	-	90,000	Narrative Justification Prepared by the Municipality	Toll Credits	
				S		22,500	-	-	22,500			
				T		112,500	-	-	112,500			
2	Preventive Maintenance for 5310 Transit Fleet for the Municipality of Lajas	PRHTA	2018	F		4,092	-	-	4,092	Narrative Justification Prepared by the Municipality	Toll Credits	
				S		1,023	-	-	1,023			
				T		5,115	-	-	5,115			
3	Preventive Maintenance for 5310 Transit Fleet for the Municipality of Luquillo	PRHTA	2018	F		2,046	-	-	2,046	Narrative Justification Prepared by the Municipality	Toll Credits	
				S		512	-	-	512			
				T		2,558	-	-	2,558			
4	Acquisition of Six (6) Vans (11 Passengers Capacity) for the Municipality of Ponce	PRHTA	2018	F		483,678	-	-	483,678	Narrative Justification Prepared by the Municipality	Toll Credits	
				S		120,920	-	-	120,920			
				T		604,598	-	-	604,598			
5	Acquisition of One (1) Vans (11 Passengers Capacity) for the Municipality of Quebradillas	PRHTA	2018	F		80,000	-	-	80,000	Narrative Justification Prepared by the Municipality	Toll Credits	
				S		20,000	-	-	20,000			
				T		100,000	-	-	100,000			
6	Preventive Maintenance for 5310 Transit Fleet for the Municipality of Arroyo	PRHTA	2018	F		8,800	-	-	8,800	Narrative Justification Prepared by the Municipality	Toll Credits	
				S		2,200	-	-	2,200			
				T		11,000	-	-	11,000			
7	Operational Assistance for 5310 Transit Fleet for the Municipality of Arroyo	PRHTA	2018	F		35,600	-	-	35,600	Narrative Justification Prepared by the Municipality	Toll Credits	
				S		35,600	-	-	35,600			
				T		71,200	-	-	71,200			

GOVERNMENT OF PUERTO RICO
 PUERTO RICO DEPARTMENT OF TRANSPORTATION AND PUBLIC WORKS
 PUERTO RICO HIGHWAY AND TRANSPORTATION AUTHORITY
 TRANSPORTATION IMPROVEMENT PROGRAM
 FISCAL YEARS 2017 - 2020
 Amendment #3

Section 5310: Enhanced Mobility of Seniors and Persons with Disabilities, Urbanized Area Under 200,000 in Population Formula Program (UZA)

Num.	Project Description and Localization	Grantee	Year Entered	Annual Element		Three Year Program			Total	Project Justification	Source of Local Funds	Remarks
					2017	2018	2019	2020	Est. Cost			
8	Preventive Maintenance for 5310 Transit Fleet for the Municipality of Guayama	PRHTA	2018	F		13,200	-	-	13,200	Narrative Justification Prepared by the Municipality	Toll Credits	
				S		3,300	-	-	3,300			
				T		16,500	-	-	16,500			
9	Operational Assistance for 5310 Transit Fleet for the Municipality of Guayama	PRHTA	2018	F		53,400	-	-	53,400	Narrative Justification Prepared by the Municipality	Toll Credits	
				S		53,400	-	-	53,400			
				T		106,800	-	-	106,800			
10	Preventive Maintenance for 5310 Transit Fleet for the Municipality of Mayagüez	PRHTA	2018	F		8,800	-	-	8,800	Narrative Justification Prepared by the Municipality	Toll Credits	
				S		2,200	-	-	2,200			
				T		11,000	-	-	11,000			
11	Operational Assistance for 5310 Transit Fleet for the Municipality of Mayagüez	PRHTA	2018	F		35,600	-	-	35,600	Narrative Justification Prepared by the Municipality	Toll Credits	
				S		35,600	-	-	35,600			
				T		71,200	-	-	71,200			
12	Preventive Maintenance for 5310 Transit Fleet for the Municipality of Ponce	PRHTA	2018	F		35,200	-	-	35,200	Narrative Justification Prepared by the Municipality	Toll Credits	
				S		8,800	-	-	8,800			
				T		44,000	-	-	44,000			
13	Operational Assistance for 5310 Transit Fleet for the Municipality of Ponce	PRHTA	2018	F		142,400	-	-	142,400	Narrative Justification Prepared by the Municipality	Toll Credits	
				S		142,400	-	-	142,400			
				T		284,800	-	-	284,800			
14	Preventive Maintenance for 5310 Transit Fleet for the Municipality of San Germán	PRHTA	2018	F		8,800	-	-	8,800	Narrative Justification Prepared by the Municipality	Toll Credits	
				S		2,200	-	-	2,200			
				T		11,000	-	-	11,000			
15	Operational Assistance for 5310 Transit Fleet for the Municipality of San Germán	PRHTA	2018	F		35,600	-	-	35,600	Narrative Justification Prepared by the Municipality	Toll Credits	
				S		35,600	-	-	35,600			
				T		71,200	-	-	71,200			

GOVERNMENT OF PUERTO RICO
 PUERTO RICO DEPARTMENT OF TRANSPORTATION AND PUBLIC WORKS
 PUERTO RICO HIGHWAY AND TRANSPORTATION AUTHORITY
 TRANSPORTATION IMPROVEMENT PROGRAM
 FISCAL YEARS 2017 - 2020
 Amendment #3

Section 5310: Enhanced Mobility of Seniors and Persons with Disabilities, Urbanized Area Under 200,000 in Population Formula Program (UZA)

Num.	Project Description and Localization	Grantee	Year Entered	Annual Element		Three Year Program			Total	Project Justification	Source of Local Funds	Remarks
					2017	2018	2019	2020	Est. Cost			
16	Preventive Maintenance for 5310 Transit Fleet for (Asociación Mayagüezana de Personas con Impedimentos, Mayagüez)	PRHTA	2018	F		4,400	-	-	4,400	Narrative Justification Prepared by the Entity	Toll Credits	
				S		1,100	-	-	1,100			
				T		5,500	-	-	5,500			
17	Operational Assistance for 5310 Transit Fleet for (Asociación Mayagüezana de Personas con Impedimentos, Mayagüez)	PRHTA	2018	F		17,800	-	-	17,800	Narrative Justification Prepared by the Entity	Toll Credits	
				S		17,800	-	-	17,800			
				T		35,600	-	-	35,600			
18	Preventive Maintenance for 5310 Transit Fleet for (Hogar San José, Hormigueros)	PRHTA	2018	F		4,400	-	-	4,400	Narrative Justification Prepared by the Entity	Toll Credits	
				S		1,100	-	-	1,100			
				T		5,500	-	-	5,500			
19	Operational Assistance for 5310 Transit Fleet for (Hogar San José, Hormigueros)	PRHTA	2018	F		17,800	-	-	17,800	Narrative Justification Prepared by the Entity	Toll Credits	
				S		17,800	-	-	17,800			
				T		35,600	-	-	35,600			
20	Preventive Maintenance for 5310 Transit Fleet for the Municipality of Yauco	PRHTA	2018	F		13,200	-	-	13,200	Narrative Justification Prepared by the Municipality	Toll Credits	
				S		3,300	-	-	3,300			
				T		16,500	-	-	16,500			
21	Operational Assistance for 5310 Transit Fleet for the Municipality of Yauco	PRHTA	2018	F		53,400	-	-	53,400	Narrative Justification Prepared by the Municipality	Toll Credits	
				S		53,400	-	-	53,400			
				T		106,800	-	-	106,800			
22	Preventive Maintenance for 5310 Transit Fleet for the Municipality of Hatillo	PRHTA	2018	F		13,200	-	-	13,200	Narrative Justification Prepared by the Municipality	Toll Credits	
				S		3,300	-	-	3,300			
				T		16,500	-	-	16,500			
23	Operational Assistance for 5310 Transit Fleet for the Municipality of Hatillo	PRHTA	2018	F		53,400	-	-	53,400	Narrative Justification Prepared by the Municipality	Toll Credits	
				S		53,400	-	-	53,400			
				T		106,800	-	-	106,800			

GOVERNMENT OF PUERTO RICO
 PUERTO RICO DEPARTMENT OF TRANSPORTATION AND PUBLIC WORKS
 PUERTO RICO HIGHWAY AND TRANSPORTATION AUTHORITY
 TRANSPORTATION IMPROVEMENT PROGRAM
 FISCAL YEARS 2017 - 2020
 Amendment #3

Section 5310: Enhanced Mobility of Seniors and Persons with Disabilities, Urbanized Area Under 200,000 in Population Formula Program (UZA)

Num.	Project Description and Localization	Grantee	Year Entered	Annual Element		Three Year Program			Total	Project Justification	Source of Local Funds	Remarks
					2017	2018	2019	2020	Est. Cost			
24	Preventive Maintenance for 5310 Transit Fleet for the Municipality of Patillas	PRHTA	2018	F		8,800	-	-	8,800	Narrative Justification Prepared by the Municipality	Toll Credits	
				S		2,200	-	-	2,200			
				T		11,000	-	-	11,000			
25	Operational Assistance for 5310 Transit Fleet for the Municipality of Patillas	PRHTA	2018	F		35,600	-	-	35,600	Narrative Justification Prepared by the Municipality	Toll Credits	
				S		35,600	-	-	35,600			
				T		71,200	-	-	71,200			
26	Preventive Maintenance for 5310 Transit Fleet for the Municipality of Arecibo	PRHTA	2018	F		4,400	-	-	4,400	Narrative Justification Prepared by the Municipality	Toll Credits	
				S		1,100	-	-	1,100			
				T		5,500	-	-	5,500			
27	Operational Assistance for 5310 Transit Fleet for the Municipality of Arecibo	PRHTA	2018	F		17,800	-	-	17,800	Narrative Justification Prepared by the Municipality	Toll Credits	
				S		17,800	-	-	17,800			
				T		35,600	-	-	35,600			
28	Preventive Maintenance for 5310 Transit Fleet for the Municipality of Hormigueros	PRHTA	2018	F		8,800	-	-	8,800	Narrative Justification Prepared by the Municipality	Toll Credits	
				S		2,200	-	-	2,200			
				T		11,000	-	-	11,000			
29	Operational Assistance for 5310 Transit Fleet for the Municipality of Hormigueros	PRHTA	2018	F		35,600	-	-	35,600	Narrative Justification Prepared by the Municipality	Toll Credits	
				S		35,600	-	-	35,600			
				T		71,200	-	-	71,200			
30	Additional Funds for Preventive Maintenance for 5310 Transit Fleet for the Municipality of Lajas	PRHTA	2018	F		8,800	-	-	8,800	Narrative Justification Prepared by the Municipality	Toll Credits	
				S		2,200	-	-	2,200			
				T		11,000	-	-	11,000			
31	Operational Assistance for 5310 Transit Fleet for the Municipality of Lajas	PRHTA	2018	F		35,600	-	-	35,600	Narrative Justification Prepared by the Municipality	Toll Credits	
				S		35,600	-	-	35,600			
				T		71,200	-	-	71,200			
32	Preventive Maintenance for 5310 Transit Fleet for the Municipality of Florida	PRHTA	2018	F		8,800	-	-	8,800	Narrative Justification Prepared by the Municipality	Toll Credits	
				S		2,200	-	-	2,200			
				T		11,000	-	-	11,000			

GOVERNMENT OF PUERTO RICO
 PUERTO RICO DEPARTMENT OF TRANSPORTATION AND PUBLIC WORKS
 PUERTO RICO HIGHWAY AND TRANSPORTATION AUTHORITY
 TRANSPORTATION IMPROVEMENT PROGRAM
 FISCAL YEARS 2017 - 2020
 Amendment #3

Section 5310: Enhanced Mobility of Seniors and Persons with Disabilities, Urbanized Area Under 200,000 in Population Formula Program (UZA)

Num.	Project Description and Localization	Grantee	Year Entered	Annual Element		Three Year Program			Total	Project Justification	Source of Local Funds	Remarks
					2017	2018	2019	2020	Est. Cost			
33	Operational Assistance for 5310 Transit Fleet for the Municipality of Florida	PRHTA	2018	F		35,600	-	-	35,600	Narrative Justification Prepared by the Municipality	Toll Credits	
				S		35,600	-	-	35,600			
				T		71,200	-	-	71,200			
34	Preventive Maintenance for 5310 Transit Fleet for the Municipality of Guánica	PRHTA	2018	F		13,200	-	-	13,200	Narrative Justification Prepared by the Municipality	Toll Credits	
				S		3,300	-	-	3,300			
				T		16,500	-	-	16,500			
35	Operational Assistance for 5310 Transit Fleet for the Municipality of Guánica	PRHTA	2018	F		53,400	-	-	53,400	Narrative Justification Prepared by the Municipality	Toll Credits	
				S		53,400	-	-	53,400			
				T		106,800	-	-	106,800			
36	Additional Funds for Preventive Maintenance for 5310 Transit Fleet for the Municipality of Luquillo	PRHTA	2018	F		4,400	-	-	4,400	Narrative Justification Prepared by the Municipality	Toll Credits	
				S		1,100	-	-	1,100			
				T		5,500	-	-	5,500			
37	Operational Assistance for 5310 Transit Fleet for the Municipality of Luquillo	PRHTA	2018	F		17,800	-	-	17,800	Narrative Justification Prepared by the Municipality	Toll Credits	
				S		17,800	-	-	17,800			
				T		35,600	-	-	35,600			
38	Preventive Maintenance for 5310 Transit Fleet for the Municipality of Barceloneta	PRHTA	2018	F		8,800	-	-	8,800	Narrative Justification Prepared by the Municipality	Toll Credits	
				S		2,200	-	-	2,200			
				T		11,000	-	-	11,000			
39	Operational Assistance for 5310 Transit Fleet for the Municipality of Barceloneta	PRHTA	2018	F		35,600	-	-	35,600	Narrative Justification Prepared by the Municipality	Toll Credits	
				S		35,600	-	-	35,600			
				T		71,200	-	-	71,200			
40	Preventive Maintenance for 5310 Transit Fleet for the Municipality of Quebradillas	PRHTA	2018	F		8,800	-	-	8,800	Narrative Justification Prepared by the Municipality	Toll Credits	
				S		2,200	-	-	2,200			
				T		11,000	-	-	11,000			
41	Operational Assistance for 5310 Transit Fleet for the Municipality of Quebradillas	PRHTA	2018	F		35,600	-	-	35,600	Narrative Justification Prepared by the Municipality	Toll Credits	
				S		35,600	-	-	35,600			
				T		71,200	-	-	71,200			
42	Program Administration	PRHTA	2016	F		195,065	-	-	195,065			
				S		-	-	-	-			
				T		195,065	-	-	195,065			
		Total Federal Funds:			-	1,787,281	-	-	1,787,281			
		Total State or Local Funds:			-	958,754	-	-	958,754			
		Total			-	2,746,035	-	-	2,746,035			



Government of Puerto Rico

Puerto Rico Department of Transportation and Public Works
Puerto Rico Highway and Transportation Authority

Transportation Improvement Program (TIP)
Fiscal Years 2017-2020

FEDERAL TRANSIT ADMINISTRATION (FTA)

Urbanized Area Under 200,000 in Population (UZA)

Section 5337

GOVERNMENT OF PUERTO RICO
PUERTO RICO DEPARTMENT OF TRANSPORTATION AND PUBLIC WORKS
PUERTO RICO HIGHWAY AND TRANSPORTATION AUTHORITY
TRANSPORTATION IMPROVEMENT PROGRAM
FISCAL YEARS 2017 - 2020
Amendment #3

SECTION 5337: HIGH INTENSITY FIXED GUIDEWAY STATE OF GOOD REPAIR, Urbanized Area Under 200,000 in Population Formula Program (UZA)

Num.	Description	Grantee	Year Apportioned	Annual Element		Three Years Program			Total	Project Justification	Source of Local Funds	Remarks
					2017	2018	2019	2020	Est. Cost			
1	Projects for High Intensity Fixed Guideway State of Good Repair for Municipalities Belong on UZA's >200,000	Statewide in the UZA >200,000	2017	F	1,986,642	-	-	-	1,986,642			
				S	496,661	-	-	-	496,661			
				T	2,483,303	-	-	-	2,483,303			
Total Federal Funds:					1,986,642	-	-	-	1,986,642			
Total State or Local Funds:					496,661	-	-	-	496,661			
Total					2,483,303	-	-	-	2,483,303			



Government of Puerto Rico

Puerto Rico Department of Transportation and Public Works
Puerto Rico Highway and Transportation Authority

Transportation Improvement Program (TIP)
Fiscal Years 2017-2020

FEDERAL TRANSIT ADMINISTRATION (FTA)

Urbanized Area Under 200,000 in Population (UZA)

Section 5339

GOVERNMENT OF PUERTO RICO
 PUERTO RICO DEPARTMENT OF TRANSPORTATION AND PUBLIC WORKS
 PUERTO RICO HIGHWAY AND TRANSPORTATION AUTHORITY
 TRANSPORTATION IMPROVEMENT PROGRAM
 FISCAL YEARS 2017 - 2020
 Amendment #3

SECTION 5339: BUS AND BUS FACILITIES FORMULA PROGRAM - URBANIZED AREA UNDER 200,000 POPULATION (UZA)

Num.	Description	Grantee	Year Entered	Annual Element		Three Year Program			Total Est. Cost	Project Justification	Source of Local Funds	Remarks
					2017	2018	2019	2020				
1	Acquisition of computer equipment and software	Manati	2017	F	1,200	-		-	1,200	Narrative Justification Submitted	Certification Prepared by the Municipality	FY 2014 Lapsing Funds
				S	300	-	-	-	300			
				T	1,500	-	-	-	1,500			
2	Acquisition of Shop Equipment	Villalba	2017	F	16,000	-		-	16,000	Narrative Justification Submitted	Certification Prepared by the Municipality	FY 2014 Lapsing Funds
				S	4,000	-	-	-	4,000			
				T	20,000	-	-	-	20,000			
3	Acquisition of two (2) computer equipment and software	Villalba	2017	F	4,000	-	-	-	4,000	Narrative Justification Submitted	Certification Prepared by the Municipality	FY 2014 Lapsing Funds
				S	1,000	-	-	-	1,000			
				T	5,000	-	-	-	5,000			
4	Acquisition of Specially Equipment tools for the Maintenance of Vehicles for the Muicipality of Camuy	Camuy	2018	F	-	12,500	-		12,500	Narrative Justification Submitted	Municipality of Camuy requested toll credit fund sharing.	
				S	-	3,125	-	-	3,125			
				T	-	15,625	-	-	15,625			
5	Communications, Security and Tracking Devices (GPS) for the Municipality of Camuy	Camuy	2018	F		43,750	-		43,750	Narrative Justification Submitted	Municipality of Camuy requested toll credit fund sharing.	
				S	-	10,938	-	-	10,938			
				T	-	54,688	-	-	54,688			

GOVERNMENT OF PUERTO RICO
 PUERTO RICO DEPARTMENT OF TRANSPORTATION AND PUBLIC WORKS
 PUERTO RICO HIGHWAY AND TRANSPORTATION AUTHORITY
 TRANSPORTATION IMPROVEMENT PROGRAM
 FISCAL YEARS 2017 - 2020
 Amendment #3

SECTION 5339: BUS AND BUS FACILITIES FORMULA PROGRAM - URBANIZED AREA UNDER 200,000 POPULATION (UZA)

Num.	Description	Grantee	Year Entered	Annual Element		Three Year Program			Total Est. Cost	Project Justification	Source of Local Funds	Remarks
					2017	2018	2019	2020				
6	Replacement of Two (2) Buses with 16 Passengers Capacity for the Municipality of Hatillo	Hatillo	2018	F		180,000	-	-	180,000	Narrative Justification Submitted	Municipality of Hatillo requested toll credit fund sharing.	
				S	-	45,000	-	-	45,000			
				T	-	225,000	-	-	225,000			
7	Public Terminal Improvements for the Municipality of Juana Díaz	PRHTA	2018	F		155,343	-	-	155,343	Narrative Justification Submitted	Municipality of Juana Díaz requested toll credit fund sharing.	
				S	-	38,836	-	-	38,836			
				T	-	194,179	-	-	194,179			
8	Acquisition of Equipment and Tools for the Maintenance of Buses for the Municipality of Lajas	PRHTA	2018	F		32,921	-	-	32,921	Narrative Justification Submitted	Municipality of Lajas requested toll credit fund sharing.	
				S	-	8,230	-	-	8,230			
				T	-	41,151	-	-	41,151			
9	Acquisition of Computer Equipment and Software for the Municipality of Lajas	PRHTA	2018	F		1,500	-	-	1,500	Narrative Justification Submitted	Municipality of Lajas requested toll credit fund sharing.	
				S	-	375	-	-	375			
				T	-	1,875	-	-	1,875			
10	Acquisition of Security Cameras for Designated FTA Funded Facilities for the Municipality of Lajas	PRHTA	2018	F		7,012	-	-	7,012	Narrative Justification Submitted	Municipality of Lajas requested toll credit fund sharing.	
				S	-	1,753	-	-	1,753			
				T	-	8,765	-	-	8,765			
11	Acquisition and Instalation of Eight (8) Radio Communication Equipment for Eight (8) funded Buses for the Municipality of Lajas	PRHTA	2018	F		10,000	-	-	10,000	Narrative Justification Submitted	Municipality of Lajas requested toll credit fund sharing.	
				S	-	2,500	-	-	2,500			
				T	-	12,500	-	-	12,500			

GOVERNMENT OF PUERTO RICO
 PUERTO RICO DEPARTMENT OF TRANSPORTATION AND PUBLIC WORKS
 PUERTO RICO HIGHWAY AND TRANSPORTATION AUTHORITY
 TRANSPORTATION IMPROVEMENT PROGRAM FISCAL
 YEARS 2017 - 2020
 Amendment #3

SECTION 5339: BUS AND BUS FACILITIES FORMULA PROGRAM - URBANIZED AREA UNDER 200,000 POPULATION (UZA)

Num.	Description	Grantee	Year Entered	Annual Element		Three Year Program			Total Est. Cost	Project Justification	Source of Local Funds	Remarks
					2017	2018	2019	2020				
12	Acquisition of Two (2) Paratransit Vans of Eleven (11) Passengers for the Municipality of Ponce	Ponce	2018	F		193,000	-	-	193,000	Narrative Justification Submitted	Municipality of Ponce requested toll credit fund sharing.	
				S	-	48,250	-	-	48,250			
				T	-	241,250	-	-	241,250			
13	Acquisition/Instalation of Surveillance Cameras for the Carlos Garay Terminal for the Municipality of Ponce	Ponce	2018	F	-	28,000	-	-	28,000	Narrative Justification Submitted	Municipality of Ponce requested toll credit fund sharing.	
				S	-	7,000	-	-	7,000			
				T	-	35,000	-	-	35,000			
14	Acquisition of Surveillance Cameras for 10 Buses for the Municipality of Ponce	Ponce	2018	F		71,200	-	-	71,200	Narrative Justification Submitted	Municipality of Ponce requested toll credit fund sharing.	
				S	-	17,800	-	-	17,800			
				T	-	89,000	-	-	89,000			
15	Acquisition of five(5) 30-ft Buses for replacement	Ponce	2018	F		757,906	-	-	757,906	Narrative Justification Submitted	Municipality of Ponce requested toll credit fund sharing.	
				S	-	189,476	-	-	189,476			
				T	-	947,383	-	-	947,383			
16	Acquisition of One (1) Trolley	Ponce	2018	F		186,995	-	-	186,995	Narrative Justification Submitted	Municipality of Ponce requested toll credit fund sharing.	
				S	-	46,749	-	-	46,749			
				T	-	233,744	-	-	233,744			
17	Preventive Maintenance	Ponce	2018	F		22,400	-	-	22,400	Narrative Justification Submitted	Municipality of Ponce requested toll credit fund sharing.	
				S	-	5,600	-	-	5,600			
				T	-	28,000	-	-	28,000			
Total Federal Funds:					21,200	1,702,527	-	-	1,723,727			
Total State or Local Funds:					5,300	425,631	-	-	430,931			
Total					26,500	2,128,159	-	-	2,154,659			



Government of Puerto Rico

Puerto Rico Department of Transportation and Public Works
Puerto Rico Highway and Transportation Authority

Transportation Improvement Program (TIP)
Fiscal Years 2017-2020

FEDERAL TRANSIT ADMINISTRATION (FTA)

Urbanized Area Under 200,000 in Population (UZA)

PASSENGER FERRY DISCRETIONAL FUNDING

GOVERNMENT OF PUERTO RICO
PUERTO RICO DEPARTMENT OF TRANSPORTATION AND PUBLIC WORKS
PUERTO RICO HIGHWAY AND TRANSPORTATION AUTHORITY
TRANSPORTATION IMPROVEMENT PROGRAM
FISCAL YEARS 2017 - 2020
Amendment #3

PASSENGER FERRY DISCRETIONAL FUNDING - URBANIZED AREA UNDER 200,000 POPULATION (UZA)

Num.	Description	Grantee	Year Entered	Annual Element		Three Year Program			Total Est. Cost	Project Justification	Source of Local Funds	Remarks
					2017	2018	2019	2020				
1	Design, Rehabilitation and Initial Improvements to the Infrastructure in the Ceiba Ferries Terminal Building	PRHTA/ATM	2013	F	1,067,299	-	-	-	1,067,299			Subject to final evaluation.
				S	266,825	-	-	-	266,825			
				T	1,334,124	-	-	-	1,334,124			
Total Federal Funds:					1,067,299	-	-	-	1,067,299			
Total State or Local Funds:					266,825	-	-	-	266,825			
Total					1,334,124	-	-	-	1,334,124			



Government of Puerto Rico

Puerto Rico Department of Transportation and Public Works

Puerto Rico Highway and Transportation Authority

Transportation Improvement Program (TIP)

Fiscal Years 2017-2020

FEDERAL HIGHWAY ADMINISTRATION (FHWA)

GOVERNMENT OF PUERTO RICO
PUERTO RICO DEPARTMENT OF TRANSPORTATION AND PUBLIC WORKS
PUERTO RICO HIGHWAY AND TRANSPORTATION AUTHORITY
TRANSPORTATION IMPROVEMENT PROGRAM

Source of Funds			
CODE	DESCRIPTION	CODE	DESCRIPTION
MP10	Puerto Rico Highway 25% MAP-21	ER-80	Emergency Relief 2012 Supplement
MP1E	Puerto Rico Highway 25% MAP-21 Ext.	ER-90	Emergency Relief 2013 Supplement
MP20	Puerto Rico Highway NHPP 50%	STATE	Funding Provided by any agency of the Commonwealth of PR - Agency name will appear in the "Remarks" section.
MP2E	Puerto Rico Highway NHPP 50% Ext.	Earmark	Earmark Section 1934
MP30	Puerto Rico Highway HSIP 25%	ERFO	Emergency Relief for Federally Owned Roads
MP3E	Puerto Rico Highway HSIP 25% Ext.	ZP10	Puerto Rico Highway 25% - FAST
MP40	Puerto Rico Section 154 Penalty	ZP20	Puerto Rico Highway NHPP 50% - FAST
MP4E	Puerto Rico Section 154 Penalty Ext.	ZP30	Puerto Rico Highway HSIP 25% - FAST
MP50	Puerto Rico Section 164 Penalty	ZP40	Puerto Rico Section 154 Penalty - FAST
MP5E	Puerto Rico Section 164 Penalty Ext	ZP50	Puerto Rico Section 164 Penalty - FAST
Q920	High Priority Projects - TEA21		

Fund Reconciliation FY 2017-2020 - Amendment #3

STIP FY 2017

Revised on: November 27, 2017

Code	AC #	Description	Municipality	Project Phase	STIP Line*	Federal.Share	Toll.Credits	Total.Federal Funds	State.Funds	Total Amount
ZP-10	411901	Connector	Las Marias	R	22	\$1,316,301	\$323,949	\$1,640,250	\$0	\$1,640,250
	520130	DTL Phase 1	San Juan / Trujillo Alto / Caguas	C	9	\$6,933,095	\$1,733,274	\$8,666,368	\$108,000	\$8,774,368
	800474	Bridge Rehabilitation	Islandwide	R	46	\$92,120	\$23,030	\$115,150	\$1,725	\$116,875
	800477	Pavement	Islandwide	C	38	\$5,743,860	\$1,413,598	\$7,157,458	\$0	\$7,157,458
	800480	NEPA Studies (AC-918101)	San Lorenzo	NEPA	80	\$381,464	\$93,881	\$475,345	\$2,805	\$478,149
	900123	SPR	Islandwide	PE	42	\$4,815,000	\$1,185,000	\$6,000,000	\$0	\$6,000,000
	900124	Bridge Critical Findings	Islandwide	R	52	\$44,630	\$10,984	\$55,614	\$0	\$55,614
	990133	ITS	Islandwide	C	64	\$720,000	\$180,000	\$900,000	\$0	\$900,000
	018760	Feasibility Study PR-187 Bypass	Loiza	PE	7	\$391,538	\$96,360	\$487,898	\$6,205	\$494,103
	019143	Puente #194	Naguabo	C	8	\$5,269,275	\$1,245,638	\$6,514,913	\$774,901	\$7,289,814
	054509	Widening of PR-545 (Gabia)	Coamo	R	6	\$1,296,380	\$324,095	\$1,620,475	\$0	\$1,620,475
ZP-20	100081	ER - PR10	Utuaado / Adjuntas	R	24	\$244,644	\$60,208	\$304,852	\$0	\$304,852
	301133	Additional Funds - Rio Grande - Fajardo Corridor	Rio Grande / Fajardo	PE	37	\$605,969	\$151,492	\$757,461	\$6,708	\$764,169
	520130	DTL Phase 1	San Juan / Trujillo Alto / Caguas	C	9	\$15,544,358	\$3,886,090	\$19,430,448	\$113,400	\$19,543,848
	800474	Bridge Rehabilitation	Islandwide	C	46	\$10,580,001	\$2,645,000	\$13,225,001	\$0	\$13,225,001
	800475	Bridge Preservation	Islandwide	C	50	\$1,212,881	\$69,977	\$1,282,858	\$18,400	\$1,301,258
	800477	Pavement	Islandwide	C	38	\$20,074,958	\$4,940,566	\$25,015,524	\$0	\$25,015,524
	800523	Noise Barriers	Bayamon / Toa Alta	C	15	\$1,061,303	\$261,193	\$1,322,496	\$23,000	\$1,345,496
	900124	Bridge Critical Findings	Islandwide	C	52	\$424,591	\$99,229	\$523,820	\$0	\$523,820
	992477	NBIS	Islandwide	D	60	\$1,424,970	\$356,243	\$1,781,213	\$93,748	\$1,874,961
	000259	Los Almendros	Bayamon	C	17	\$613,711	\$151,039	\$764,750	\$23,000	\$787,750
	015802	Parque Tecnologico - Phase 2	Cayey	PE	5	\$404,125	\$99,458	\$503,583	\$3,000	\$506,583
	000213	Additional Funds - Aguadilla-Mayaguez Corridor	Aguadilla / Mayaguez	PE	36	\$304,000	\$76,000	\$380,000	\$0	\$380,000
	533	Environmental Study PR-5 Extension	Bayamon	NEPA	16	\$856,122	\$210,696	\$1,066,818	\$9,551	\$1,076,369
ZP-30	520130	DTL Phase 1	San Juan / Trujillo Alto / Caguas	C	9	\$3,154,653	\$788,663	\$3,943,316	\$108,000	\$4,051,316
	800492	SHSP	Islandwide	C	72	\$0	\$0	\$0	\$0	\$0
	990134	Upgrade of Safety Devices	Islandwide	C	56	\$5,738,772	\$1,434,693	\$7,173,465	\$0	\$7,173,465
	990135	Geometric Safety Improvements	Islandwide	C	68	\$22,014,003	\$5,417,777	\$27,431,780	\$0	\$27,431,780
ZP-40	990151	Section 154 & 164 Penalty	Islandwide	C	76	\$0	\$0	\$0	\$0	\$0
ZP-50	990151	Section 154 & 164 Penalty	Islandwide	C	76	\$0	\$0	\$0	\$0	\$0
Grand Total						\$111,262,724	\$27,278,132	\$138,540,856	\$1,292,443	\$139,833,298

Project Phase	Federal.Share	Toll.Credits	Total.Federal Funds	State.Funds	Total Amount
Design Total	\$1,424,970	\$356,243	\$1,781,213	\$93,748	\$1,874,961
NEPA Total	\$1,237,586	\$304,577	\$1,542,163	\$12,356	\$1,554,518
PE Total	\$6,520,632	\$1,608,310	\$8,128,942	\$15,913	\$8,144,855
ROW Total	\$2,994,075	\$742,266	\$3,736,341	\$1,725	\$3,738,066
Construction Total	\$99,085,460	\$24,266,737	\$123,352,197	\$1,168,701	\$124,520,898

Fund Reconciliation FY 2017-2020 - Amendment #3

STIP FY 2018

Revised on: November 27, 2017

Code	AC #	Description	Municipality	Project Phase	STIP Line*	Federal.Share	Toll.Credits	Total.Federal Funds	State.Funds	Total Amount
ZP-10	800356	Reconstruction of PR-135 km. 78.5	Adjuntas	C	35	\$273,600	\$68,400	\$342,000	\$18,000	\$360,000
	800485	Pavement	Islandwide	C	39	\$3,405,308	\$851,327	\$4,256,635	\$224,033	\$4,480,668
	800486	Bridge Rehabilitation	Islandwide	C	47	\$6,285,960	\$1,571,490	\$7,857,450	\$413,550	\$8,271,000
	800508	DTL Phase 4	San Juan / Trujillo Alto / Caguas	C	10	\$5,863,672	\$1,465,918	\$7,329,590	\$385,768	\$7,715,358
	900128	SPR	Islandwide	PE	43	\$4,800,000	\$1,200,000	\$6,000,000	\$0	\$6,000,000
	900129	Bridge Critical Findings	Islandwide	C	53	\$4,707,440	\$1,176,860	\$5,884,300	\$309,700	\$6,194,000
	990146	ITS	Islandwide	C	65	\$380,000	\$95,000	\$475,000	\$25,000	\$500,000
	011191	Relocation PR-111	San Sebastian / Lares	D	25	\$380,000	\$95,000	\$475,000	\$25,000	\$500,000
	556103	Villalba Bypass	Villalba	PE	33	\$380,000	\$95,000	\$475,000	\$25,000	\$500,000
	065403	Puente Victor Rojas	Arecibo	D	32	\$524,020	\$131,005	\$655,025	\$34,475	\$689,500
ZP-20	100081	ER - PR10	Utuaado / Adjuntas	C	24	\$5,668,733	\$1,417,183	\$7,085,916	\$372,943	\$7,458,859
	800485	Pavement	Islandwide	C	39	\$34,755,118	\$8,688,780	\$43,443,898	\$2,286,521	\$45,730,419
	800486	Bridge Rehabilitation	Islandwide	D	47	\$794,200	\$198,550	\$992,750	\$52,250	\$1,045,000
	800487	Bridge Preservation	Islandwide	C	51	\$2,351,440	\$587,860	\$2,939,300	\$154,700	\$3,094,000
	800508	DTL Phase 4	San Juan / Trujillo Alto / Caguas	C	10	\$7,516,356	\$1,879,089	\$9,395,445	\$494,497	\$9,889,942
	900129	Bridge Critical Findings	Islandwide	D	53	\$56,240	\$14,060	\$70,300	\$3,700	\$74,000
	990146	ITS	Islandwide	C	65	\$1,425,000	\$356,250	\$1,781,250	\$93,750	\$1,875,000
	992478	NBIS	Islandwide	D	61	\$1,432,913	\$358,228	\$1,791,141	\$0	\$1,791,141
ZP-30	800493	SHSP	Islandwide	C	73	\$2,000,000	\$500,000	\$2,500,000	\$0	\$2,500,000
	800508	DTL Phase 4	San Juan / Trujillo Alto / Caguas	C	10	\$8,347,623	\$2,086,906	\$10,434,529	\$0	\$10,434,529
	990144	Upgrade of Safety Devices	Islandwide	C	57	\$11,485,009	\$2,871,252	\$14,356,261	\$0	\$14,356,261
	990145	Geometric Safety Improvements	Islandwide	C	69	\$5,167,368	\$1,291,842	\$6,459,210	\$0	\$6,459,210
ZP-40	990152	Section 154 & 164 Penalty	Islandwide	C	77	\$1,444,000	\$361,000	\$1,805,000	\$95,000	\$1,900,000
ZP-50	990152	Section 154 & 164 Penalty	Islandwide	C	77	\$1,444,000	\$361,000	\$1,805,000	\$95,000	\$1,900,000
Grand Total						\$110,887,999	\$27,722,000	\$138,609,999	\$5,108,887	\$143,718,886

Project Phase	Federal.Share	Toll.Credits	Total.Federal Funds	State.Funds	Total Amount
Design Total	\$3,187,373	\$796,843	\$3,984,216	\$115,425	\$4,099,641
PE Total	\$5,180,000	\$1,295,000	\$6,475,000	\$25,000	\$6,500,000
Construction Total	\$102,520,626	\$25,630,157	\$128,150,783	\$4,968,462	\$133,119,245

Fund Reconciliation FY 2017-2020 - Amendment #3

STIP FY 2019

Revised on: November 27, 2017

Code	AC #	Description	Municipality	Project Phase	STIP Line*	Federal.Share	Toll.Credits	Total.Federal Funds	State.Funds	Total Amount
ZP-10	300124	DTL Phase 5	San Juan / Trujillo Alto / Caguas	C	11	\$4,366,446	\$1,091,612	\$5,458,058	\$287,266	\$5,745,324
	411901	Connector	Las Marias	C	22	\$2,280,000	\$570,000	\$2,850,000	\$150,000	\$3,000,000
	500023	Pedestrain Route	Rincon	C	23	\$3,933,725	\$983,431	\$4,917,156	\$258,798	\$5,175,954
	800511	Pavement	Islandwide	C	40	\$3,331,828	\$832,957	\$4,164,786	\$219,199	\$4,383,985
	800512	Bridge Rehabilitation	Islandwide	C	48	\$1,900,000	\$475,000	\$2,375,000	\$125,000	\$2,500,000
	900132	SPR	Islandwide	PE	44	\$4,800,000	\$1,200,000	\$6,000,000	\$0	\$6,000,000
	990153	ITS	Islandwide	C	66	\$1,140,000	\$285,000	\$1,425,000	\$75,000	\$1,500,000
	017242	Connector	Cidra	R	2	\$2,400,000	\$600,000	\$3,000,000	\$0	\$3,000,000
	018760	Design PR-187 Bypass	Loiza	D	7	\$800,000	\$200,000	\$1,000,000	\$0	\$1,000,000
	020802	Aguas Buenas Bypass	Aguas Buenas	R	3	\$1,820,000	\$455,000	\$2,275,000	\$0	\$2,275,000
	010194	Barranquitas South Bypass	Barranquitas	D	19	\$228,000	\$57,000	\$285,000	\$15,000	\$300,000
ZP-20	100076	PR-10	Adjuntas	C	34	\$6,460,000	\$1,615,000	\$8,075,000	\$425,000	\$8,500,000
	200248	Lavadero Ward (Conv. a Expreso)	Hormigueros	C	31	\$10,450,314	\$2,612,578	\$13,062,892	\$687,521	\$13,750,413
	520129	Truck Weigh Station	Juana Diaz	C	30	\$760,000	\$190,000	\$950,000	\$50,000	\$1,000,000
	800509	DTL - ITS	San Juan / Trujillo Alto / Caguas	C	12	\$8,919,680	\$2,229,920	\$11,149,600	\$586,821	\$11,736,421
	800510	DTL - Noise Barriers	San Juan / Trujillo Alto / Caguas	C	13	\$4,085,262	\$1,021,316	\$5,106,578	\$268,767	\$5,375,345
	800511	Pavement	Islandwide	C	40	\$7,931,424	\$1,982,856	\$9,914,280	\$521,804	\$10,436,084
	800512	Bridge Rehabilitation	Islandwide	C	48	\$8,213,320	\$2,053,330	\$10,266,650	\$540,350	\$10,807,000
	900133	Bridge Critical Findings	Islandwide	C	54	\$2,128,000	\$532,000	\$2,660,000	\$140,000	\$2,800,000
	990153	ITS	Islandwide	C	66	\$1,444,000	\$361,000	\$1,805,000	\$95,000	\$1,900,000
	992479	NBIS	Islandwide	D	62	\$1,400,000	\$350,000	\$1,750,000	\$0	\$1,750,000
	015801	Parque Tecnologico Phase 1	Cayey	C	4	\$0	\$0	\$0	\$13,000,000	\$13,000,000
	015802	Parque Tecnologico - Phase 2	Cayey	D	5	\$608,000	\$152,000	\$760,000	\$40,000	\$800,000
				R	5	\$800,000	\$200,000	\$1,000,000	\$0	\$1,000,000
	010166	Recreational Trail	Toa Baja	C	18	\$800,000	\$200,000	\$1,000,000	\$0	\$1,000,000
ZP-30	300124	DTL Phase 5	San Juan / Trujillo Alto / Caguas	C	11	\$1,421,053	\$355,263	\$1,776,316	\$0	\$1,776,316
	800514	Geometric Safety Improvements	Islandwide	C	70	\$10,015,747	\$2,503,937	\$12,519,684	\$0	\$12,519,684
	800515	SHSP	Islandwide	C	74	\$4,800,000	\$1,200,000	\$6,000,000	\$0	\$6,000,000
	990155	Upgrade of Safety Devices	Islandwide	C	58	\$10,763,200	\$2,690,800	\$13,454,000	\$0	\$13,454,000
ZP-40	990154	Section 154 & 164 Penalty	Islandwide	C	78	\$1,444,000	\$361,000	\$1,805,000	\$95,000	\$1,900,000
ZP-50	990154	Section 154 & 164 Penalty	Islandwide	C	78	\$1,444,000	\$361,000	\$1,805,000	\$95,000	\$1,900,000
Grand Total						\$110,888,000	\$27,722,000	\$138,610,000	\$17,675,526	\$156,285,526

Project Phase	Federal.Share	Toll.Credits	Total.Federal Funds	State.Funds	Total Amount
Design Total	\$3,036,000	\$759,000	\$3,795,000	\$55,000	\$3,850,000
PE Total	\$4,800,000	\$1,200,000	\$6,000,000	\$0	\$6,000,000
ROW Total	\$5,020,000	\$1,255,000	\$6,275,000	\$0	\$6,275,000
Construction Total	\$98,032,000	\$24,508,000	\$122,540,000	\$17,620,526	\$140,160,526

Fund Reconciliation FY 2017-2020 - Amendment #3

STIP FY 2020

Revised on: November 27, 2017

Code	AC #	Description	Municipality	Project Phase	STIP Line*	Federal.Share	Toll.Credits	Total.Federal Funds	State.Funds	Total Amount
ZP-10	800516	Bridge Rehabilitation	Islandwide	C	49	\$2,945,000	\$736,250	\$3,681,250	\$193,750	\$3,875,000
	800518	Pavement	Islandwide	C	41	\$11,503,560	\$2,875,890	\$14,379,450	\$756,813	\$15,136,263
	900134	SPR	Islandwide	PE	45	\$4,800,000	\$1,200,000	\$6,000,000	\$0	\$6,000,000
	900135	Bridge Critical Findings	Islandwide	C	55	\$2,731,440	\$682,860	\$3,414,300	\$179,700	\$3,594,000
	990156	ITS	Islandwide	C	67	\$3,040,000	\$760,000	\$3,800,000	\$200,000	\$4,000,000
	011213	Improvements to PR-112 & PR-4494	Isabela	D	20	\$95,000	\$23,750	\$118,750	\$6,250	\$125,000
	084511	Widening PR-845	San Juan / Trujillo Alto	D	1	\$285,000	\$71,250	\$356,250	\$18,750	\$375,000
	011191	Relocation PR-111	San Sebastian / Lares	R	25	\$1,600,000	\$400,000	\$2,000,000	\$0	\$2,000,000
ZP-20	200200	Overpass	Mayaguez	R	26	\$1,600,000	\$400,000	\$2,000,000	\$0	\$2,000,000
	200241	Interseccion PR-2/Post/Llorens (La Vita)	Mayaguez	D	29	\$1,520,000	\$380,000	\$1,900,000	\$100,000	\$2,000,000
	800497	Cancer Center	San Juan	C	14	\$18,639,570	\$4,659,892	\$23,299,462	\$1,226,287	\$24,525,750
	800516	Bridge Rehabilitation	Islandwide	C	49	\$6,547,400	\$1,636,850	\$8,184,250	\$430,750	\$8,615,000
	800518	Pavement	Islandwide	C	41	\$18,978,031	\$4,744,508	\$23,722,538	\$1,248,555	\$24,971,093
	800523	Noise Barriers	Bayamon / Toa Alta	C	15	\$1,520,000	\$380,000	\$1,900,000	\$100,000	\$2,000,000
	990156	ITS	Islandwide	C	67	\$1,320,000	\$330,000	\$1,650,000	\$86,842	\$1,736,842
	000218	Aguadilla Airport	Aguadilla	R	21	\$800,000	\$200,000	\$1,000,000	\$0	\$1,000,000
	010029	Widening PR-100	Cabo Rojo	R	28	\$240,000	\$60,000	\$300,000	\$0	\$300,000
	012201	Connector Phase II	Lajas / San German	D	27	\$475,000	\$118,750	\$593,750	\$31,250	\$625,000
	TBD	NBIS	Islandwide	D	63	\$1,600,000	\$400,000	\$2,000,000	\$0	\$2,000,000
	533	Environmental Study PR-5 Extension	Bayamon	D	16	\$760,000	\$190,000	\$950,000	\$50,000	\$1,000,000
ZP-30	800519	Upgrade of Safety Devices	Islandwide	C	59	\$4,000,000	\$1,000,000	\$5,000,000	\$0	\$5,000,000
	800520	SHSP	Islandwide	C	75	\$3,041,302	\$760,326	\$3,801,628	\$0	\$3,801,628
	800521	Geometric Safety Improvements	Islandwide	C	71	\$19,958,698	\$4,989,674	\$24,948,372	\$0	\$24,948,372
ZP-40	990157	Section 154 & 164 Penalty	Islandwide	C	79	\$1,444,000	\$361,000	\$1,805,000	\$95,000	\$1,900,000
ZP-50	990157	Section 154 & 164 Penalty	Islandwide	C	79	\$1,444,000	\$361,000	\$1,805,000	\$95,000	\$1,900,000
Grand Total						\$110,888,000	\$27,722,000	\$138,610,000	\$4,818,947	\$143,428,948

Project Phase	Federal.Share	Toll.Credits	Total.Federal Funds	State.Funds	Total Amount
Design Total	\$4,735,000	\$1,183,750	\$5,918,750	\$206,250	\$6,125,000
PE Total	\$4,800,000	\$1,200,000	\$6,000,000	\$0	\$6,000,000
ROW Total	\$4,240,000	\$1,060,000	\$5,300,000	\$0	\$5,300,000
Construction Total	\$97,113,000	\$24,278,250	\$121,391,250	\$4,612,697	\$126,003,948

GOVERNMENT OF PUERTO RICO
PUERTO RICO DEPARTMENT OF TRANSPORTATION AND PUBLIC WORKS
PUERTO RICO HIGHWAY AND TRANSPORTATION AUTHORITY
TRANSPORTATION IMPROVEMENT PROGRAM
FISCAL YEARS 2017-2020**
AMENDMENT # 3

Legend:
F - Federal Funds
TC - Toll Credits Funds
S - State /Local Funds
T - Total Funds

Núm.	AC-Code / Oracle # / Fed # / Program Code	Description	Town	Phase	Fed. Past Obligations / Locally Funded	TIP Fiscal Year				Future Investment	Total Est. Cost	Remarks	
						2017	2018	2019	2020				
UA<200,000 Population (UZA)													
1	AC-200200 P000002400 ZP-20	Construction of an overpass at the intersection of PR-2 with PR-114, includes the channelization of Merle and Pulida Creek and the construction of a North - South Frontage Road at PR-114	Mayaguez	NEPA	F	-	-	-	-	-	-	-	
					TC	-	-	-	-	-	-	-	
					S	-	-	-	-	-	-	-	
					T	-	-	-	-	-	-	-	
				Pre-Engineering	F	902,919	-	-	-	-	-	902,919	Funding was deobligated due to inactivity will be reobligated in FY 2018
					TC	225,730	-	-	-	-	-	225,730	
					S	709,894.57	-	-	-	-	-	709,895	
					T	1,838,543.00	-	-	-	-	-	1,838,543	
				Design	F	-	-	-	-	-	-	-	
					TC	-	-	-	-	-	-	-	
					S	-	-	-	-	-	-	-	
					T	-	-	-	-	-	-	-	
				ROW	F	-	-	-	-	1,600,000	-	1,600,000	Change in Fiscal Year from 2019 to 2020
					TC	-	-	-	-	400,000	-	400,000	
					S	-	-	-	-	-	-	-	
					T	-	-	-	-	2,000,000	-	2,000,000	
Construction	F	-	-	-	-	-	16,606,000	16,606,000	Estimated Time of Completion 2023				
	TC	-	-	-	-	-	4,151,500	4,151,500					
	S	-	-	-	-	-	1,092,500	1,092,500					
	T	-	-	-	-	-	21,850,000	21,850,000					
Total Estimated Project Cost					1,838,543	-	-	-	2,000,000	21,850,000	25,688,543		
2	AC-012201 S000122001 MP-122(5) ZP-20	Construction Lajas San Germán Connector Phase II, PR-321 to-PR-122	Lajas San German	NEPA	F	-	-	-	-	-	-	-	
					TC	-	-	-	-	-	-	-	
					S	-	-	-	-	-	-	-	
					T	-	-	-	-	-	-	-	
				Pre-Engineering	F	184,796	-	-	-	-	-	184,796	Change in Fiscal Year from 2019 to 2020
					TC	45,479	-	-	-	-	-	45,479	
					S	6,325	-	-	-	-	-	6,325	
					T	236,600	-	-	-	-	-	236,600	
				Design	F	-	-	-	-	475,000	-	475,000	Change in Fiscal Year from 2019 to 2020
					TC	-	-	-	-	118,750	-	118,750	
					S	-	-	-	-	31,250	-	31,250	
					T	-	-	-	-	625,000	-	625,000	
				ROW	F	-	-	-	-	-	1,500,000	1,500,000	Change in Fiscal Year from 2019 to Future Investment
					TC	-	-	-	-	-	375,000	375,000	
					S	-	-	-	-	-	-	-	
					T	-	-	-	-	-	1,875,000	1,875,000	
Construction	F	-	-	-	-	-	10,640,000	10,640,000	Estimated Time of Completion 2025				
	TC	-	-	-	-	-	2,660,000	2,660,000					
	S	-	-	-	-	-	700,000	700,000					
	T	-	-	-	-	-	14,000,000	14,000,000					
Total Estimated Project Cost					236,600	-	-	-	625,000	15,875,000	16,736,600		

*Fund Reconciliation for each project can be found on pages FHWA-3 thru FHWA-6
**Retroactive TC will be used for projects currently under construction.

GOVERNMENT OF PUERTO RICO
PUERTO RICO DEPARTMENT OF TRANSPORTATION AND PUBLIC WORKS
PUERTO RICO HIGHWAY AND TRANSPORTATION AUTHORITY
TRANSPORTATION IMPROVEMENT PROGRAM
FISCAL YEARS 2017-2020**
AMENDMENT # 3

Legend:
F - Federal Funds
TC - Toll Credits Funds
S - State /Local Funds
T - Total Funds

Núm.	AC-Code / Oracle # / Fed # / Program Code	Description	Town	Phase	Fed. Past Obligations / Locally Funded	TIP Fiscal Year				Future Investment	Total Est. Cost	Remarks		
						2017	2018	2019	2020					
3	AC-010029 S000100029 ZP-100(11) ZP-20	Widening of PR-100 from PR-308 to PR-101	Cabo Rojo	NEPA	F	-	-	-	-	-	-	-		
					TC	-	-	-	-	-	-	-		
					S	-	-	-	-	-	-	-		
					T	-	-	-	-	-	-	-		
				Pre-Engineering	F	1,064,000	-	-	-	-	-	1,064,000		
					TC	266,000	-	-	-	-	-	266,000		
					S	70,000	-	-	-	-	-	70,000		
					T	1,400,000	-	-	-	-	-	1,400,000		
				Design	F	-	-	-	-	-	-	-		
					TC	-	-	-	-	-	-	-		
					S	-	-	-	-	-	-	-		
					T	-	-	-	-	-	-	-		
				ROW	F	-	-	-	-	240,000	-	240,000	Change in Fiscal Year from 2018 to 2020. Change in Budget from \$700K to \$300K	
					TC	-	-	-	-	60,000	-	60,000		
					S	-	-	-	-	-	-	-		
					T	-	-	-	-	300,000	-	300,000		
Construction	F	-	-	-	-	-	7,600,000	7,600,000	Estimated Time of Completion 2026					
	TC	-	-	-	-	-	1,900,000	1,900,000						
	S	-	-	-	-	-	500,000	500,000						
	T	-	-	-	-	-	10,000,000	10,000,000						
Total Estimated Project Cost					1,400,000	-	-	300,000	10,000,000	11,700,000				
4	AC-200241 P000002441 MP-2(66) ZP-20	Access Request Analysis and Preliminary Design of Geometric Improvements to PR-2 (Entrance RUM, La Vita)	Mayaguez	NEPA	F	-	-	-	-	-	-	-		
					TC	-	-	-	-	-	-	-	-	
					S	-	-	-	-	-	-	-	-	
					T	-	-	-	-	-	-	-	-	
				Pre-Engineering	F	836,000	-	-	-	-	-	836,000		
					TC	209,000	-	-	-	-	-	209,000		
					S	55,000	-	-	-	-	-	55,000		
					T	1,100,000	-	-	-	-	-	1,100,000		
				Design	F	-	-	-	-	1,520,000	-	1,520,000		
					TC	-	-	-	-	380,000	-	380,000		
					S	-	-	-	-	100,000	-	100,000		
					T	-	-	-	-	2,000,000	-	2,000,000		
				ROW	F	-	-	-	-	-	760,000	760,000		
					TC	-	-	-	-	-	190,000	190,000		
					S	-	-	-	-	-	50,000	50,000		
					T	-	-	-	-	-	1,000,000	1,000,000		
Construction	F	-	-	-	-	-	15,200,000	15,200,000	Estimated Time of Completion 2024					
	TC	-	-	-	-	-	3,800,000	3,800,000						
	S	-	-	-	-	-	1,000,000	1,000,000						
	T	-	-	-	-	-	20,000,000	20,000,000						
Total Estimated Project Cost					1,100,000	-	-	2,000,000	21,000,000	24,100,000				

*Fund Reconciliation for each project can be found on pages FHWA-3 thru FHWA-6
**Retroactive TC will be used for projects currently under construction.

GOVERNMENT OF PUERTO RICO
PUERTO RICO DEPARTMENT OF TRANSPORTATION AND PUBLIC WORKS
PUERTO RICO HIGHWAY AND TRANSPORTATION AUTHORITY
TRANSPORTATION IMPROVEMENT PROGRAM
FISCAL YEARS 2017-2020**
AMENDMENT # 3

Legend:
F - Federal Funds
TC - Toll Credits Funds
S - State /Local Funds
T - Total Funds

Núm.	AC-Code / Oracle # / Fed # / Program Code	Description	Town	Phase	Fed. Past Obligations / Locally Funded	TIP Fiscal Year				Future Investment	Total Est. Cost	Remarks
						2017	2018	2019	2020			
5	AC-520129 T000522129 ZP-20	Conversion of Old Juana Diaz Toll Facility to a Truck Weigh and Inspection Station at PR-52	Juana Diaz	NEPA	F	-	-	-	-	-	-	-
					TC	-	-	-	-	-	-	-
					S	-	-	-	-	-	-	-
					T	-	-	-	-	-	-	-
				Pre-Engineering	F	666,058	-	-	-	-	666,058	
					TC	166,514	-	-	-	-	166,514	
					S	43,820	-	-	-	-	43,820	
					T	876,392	-	-	-	-	876,392	
				Design	F	-	-	-	-	-	-	
					TC	-	-	-	-	-	-	
					S	-	-	-	-	-	-	
					T	-	-	-	-	-	-	
				ROW	F	-	-	-	-	-	-	
					TC	-	-	-	-	-	-	
					S	-	-	-	-	-	-	
					T	-	-	-	-	-	-	
Construction	F	-	-	760,000	-	760,000						
	TC	-	-	190,000	-	190,000						
	S	-	-	50,000	-	50,000						
	T	-	-	1,000,000	-	1,000,000						
Total Estimated Project Cost					876,392	-	-	1,000,000	-	-	1,876,392	
6	AC-200248 P000002448 ZP-20	Conversion to Expressway PR-2 Lavadero Ward	Hormigueros	NEPA	F	-	-	-	-	-	-	
					TC	-	-	-	-	-	-	-
					S	-	-	-	-	-	-	-
					T	-	-	-	-	-	-	-
				Pre-Engineering	F	-	-	-	-	-	-	
					TC	-	-	-	-	-	-	
					S	423,530	-	-	-	-	423,530	
					T	423,530	-	-	-	-	423,530	
				Design	F	-	-	-	-	-	-	
					TC	-	-	-	-	-	-	
					S	-	-	-	-	-	-	
					T	-	-	-	-	-	-	
				ROW	F	2,150,973	-	-	-	-	2,150,973	
					TC	529,367	-	-	-	-	529,367	
					S	-	-	-	-	-	-	
					T	2,680,340	-	-	-	-	2,680,340	
Construction	F	-	-	10,450,314	-	10,450,314						
	TC	-	-	2,612,578	-	2,612,578						
	S	-	-	687,521	-	687,521						
	T	-	-	13,750,413	-	13,750,413						
Total Estimated Project Cost					3,103,870	-	-	13,750,413	-	-	16,854,283	

*Fund Reconciliation for each project can be found on pages FHWA-3 thru FHWA-6
**Retroactive TC will be used for projects currently under construction.

GOVERNMENT OF PUERTO RICO
PUERTO RICO DEPARTMENT OF TRANSPORTATION AND PUBLIC WORKS
PUERTO RICO HIGHWAY AND TRANSPORTATION AUTHORITY
TRANSPORTATION IMPROVEMENT PROGRAM
FISCAL YEARS 2017-2020**
AMENDMENT # 3

Legend:
F - Federal Funds
TC - Toll Credits Funds
S - State /Local Funds
T - Total Funds

Núm.	AC-Code / Oracle # / Fed # / Program Code	Description	Town	Phase	Fed. Past Obligations / Locally Funded	TIP Fiscal Year				Future Investment	Total Est. Cost	Remarks	
						2017	2018	2019	2020				
7	AC-065403 B000654003 ZP-10	Bridge Crtical Findings - Rehabilitation of Bridge # 1638 - over Rio Grande River on Victor Rojas Avenue in Arecibo	Arecibo	NEPA	F	-	-	-	-	-	-	-	PE Phase Added
					TC	-	-	-	-	-	-		
					S	-	-	-	-	-	-		
					T	-	-	-	-	-	-		
				Pre-Engineering	F	-	-	524,020	-	-	-	524,020	
					TC	-	-	131,005	-	-	-	131,005	
					S	-	-	34,475	-	-	-	34,475	
					T	-	-	689,500	-	-	-	689,500	
				Design	F	-	-	-	-	-	-	-	
					TC	-	-	-	-	-	-	-	
					S	-	-	-	-	-	-	-	
					T	-	-	-	-	-	-	-	
				ROW	F	-	-	-	-	-	-	-	
					TC	-	-	-	-	-	-	-	
					S	-	-	-	-	-	-	-	
					T	-	-	-	-	-	-	-	
Construction	F	1,140,000	-	-	-	-	-	-	Construction is included in AC- 800512 for FY 2019.				
	TC	285,000	-	-	-	-	-	-					
	S	75,000	-	-	-	-	-	-					
	T	1,500,000	-	-	-	-	-	-					
Total Estimated Project Cost						1,500,000	-	689,500	-	-	689,500		
8	AC-556103 Y005561003 ZP-10	Villalba Bypass - From PR-560 to PR-151 (STA. 24+82 to STA. 31+64) Length 0.68	Villalba	NEPA	F	-	-	-	-	-	-	-	In House
					TC	-	-	-	-	-	-	-	
					S	-	-	-	-	-	-	-	
					T	-	-	-	-	-	-	-	
				Pre-Engineering	F	-	-	380,000	-	-	-	380,000	Project Added
					TC	-	-	95,000	-	-	-	95,000	
					S	-	-	25,000	-	-	-	25,000	
					T	-	-	500,000	-	-	-	500,000	
				Design	F	-	-	-	-	-	-	-	In House
					TC	-	-	-	-	-	-	-	
					S	-	-	-	-	-	-	-	
					T	-	-	-	-	-	-	-	
				ROW	F	-	-	-	-	570,000	570,000		
					TC	-	-	-	-	142,500	142,500		
					S	-	-	-	-	37,500	37,500		
					T	-	-	-	-	750,000	750,000		
Construction	F	-	-	-	-	16,720,000	16,720,000	Estimated Time of Completion 2026					
	TC	-	-	-	-	4,180,000	4,180,000						
	S	-	-	-	-	1,100,000	1,100,000						
	T	-	-	-	-	22,000,000	22,000,000						
Total Estimated Project Cost						-	-	500,000	-	-	22,750,000	23,250,000	
UA<200,000 Population (UZA)						10,055,405	-	1,189,500	14,750,413	4,925,000	91,475,000	120,895,318	

*Fund Reconciliation for each project can be found on pages FHWA-3 thru FHWA-6
**Retroactive TC will be used for projects currently under construction.

GOVERNMENT OF PUERTO RICO
PUERTO RICO DEPARTMENT OF TRANSPORTATION AND PUBLIC WORKS
PUERTO RICO HIGHWAY AND TRANSPORTATION AUTHORITY
TRANSPORTATION IMPROVEMENT PROGRAM
FISCAL YEARS 2017-2020**
AMENDMENT # 3

Legend:
F - Federal Funds
TC - Toll Credits Funds
S - State /Local Funds
T - Total Funds

Núm.	AC-Code / Oracle # / Fed # / Program Code	Description	Town	Phase	Fed. Past Obligations / Locally Funded	TIP Fiscal Year				Future Investment	Total Est. Cost	Remarks
						2017	2018	2019	2020			
Islandwide												
9	AC-000213 L00000213 MP-9999(215) ZP-20	Additional Funds for the Feasibility Study RFP - Improvements PR-2, Aguadilla - Mayaguez Corridor from its intersection with PR-107 Municipality of Aguadilla to its intersection with PR-114 Municipality of Mayaguez	Aguadilla - Mayaguez	NEPA	F	384,525	-	-	-	-	384,525	Originally Programmed in the amount of \$400K. Obligated in FY 2017 in the amount of \$380K
					TC	104,153	-	-	-	-	104,153	
					S	-	-	-	-	-	-	
					T	488,678					488,678	
				Pre-Engineering	F	-	304,000	-	-	-	304,000	
					TC	-	76,000	-	-	-	76,000	
					S	-	-	-	-	-	-	
					T		380,000				380,000	
				Design	F	-	-	-	-	-	-	
					TC	-	-	-	-	-	-	
					S	-	-	-	-	-	-	
					T							
				ROW	F	-	-	-	-	-	-	
					TC	-	-	-	-	-	-	
					S	-	-	-	-	-	-	
					T							
				Construction	F	-	-	-	-	-	-	
					TC	-	-	-	-	-	-	
					S	-	-	-	-	-	-	
					T							
Total Estimated Project Cost					488,678	380,000	-	-	-	868,678		
10	AC-301133 R000003333 MP-3-(43) ZP-20	Additional Funds for the Feasibility Study RFP - Improvements PR-3 Rio Grande - Fajardo Corridor Including Access Management Plan from its intersection with PR-66 Municipality of Rio Grande to its intersection with PR-53 Municipality of Fajardo	Rio Grande - Fajardo	NEPA	F	386,400	-	-	-	-	386,400	Originally Programmed in the amount of \$800K. Obligated in FY 2017 the amount of \$767,169
					TC	66,641	-	-	-	-	66,641	
					S	-	-	-	-	-	-	
					T	453,041					453,041	
				Pre-Engineering	F	-	605,969	-	-	-	605,969	
					TC	-	151,492	-	-	-	151,492	
					S	-	6,708	-	-	-	6,708	
					T		764,169				764,169	
				Design	F	-	-	-	-	-	-	
					TC	-	-	-	-	-	-	
					S	-	-	-	-	-	-	
					T							
				ROW	F	-	-	-	-	-	-	
					TC	-	-	-	-	-	-	
					S	-	-	-	-	-	-	
					T							
				Construction	F	-	-	-	-	-	-	
					TC	-	-	-	-	-	-	
					S	-	-	-	-	-	-	
					T							
Total Estimated Project Cost					453,041	764,169	-	-	-	1,217,210		

*Fund Reconciliation for each project can be found on pages FHWA-3 thru FHWA-6
**Retroactive TC will be used for projects currently under construction.

GOVERNMENT OF PUERTO RICO
PUERTO RICO DEPARTMENT OF TRANSPORTATION AND PUBLIC WORKS
PUERTO RICO HIGHWAY AND TRANSPORTATION AUTHORITY
TRANSPORTATION IMPROVEMENT PROGRAM
FISCAL YEARS 2017-2020**
AMENDMENT # 3

Legend:
F - Federal Funds
TC - Toll Credits Funds
S - State /Local Funds
T - Total Funds

Núm.	AC-Code / Oracle # / Fed # / Program Code	Description	Town	Phase	Fed. Past Obligations / Locally Funded	TIP Fiscal Year				Future Investment	Total Est. Cost	Remarks		
						2017	2018	2019	2020					
11	AC-800477 L009999477 ZP-52(49) / 52(50) ZP-10, ZP-20 ZP-30	Pavement Rehabilitation and Reconstruction of Roads (2017)	Islandwide	NEPA	F	-	-	-	-	-	-			
					TC	-	-	-	-	-	-			
					S	-	-	-	-	-	-			
					T	-	-	-	-	-	-			
		PR-52 from km 66 to km 71.6 - \$16,075633	Pre-Engineering	F	-	-	-	-	-	-	-			
				TC	-	-	-	-	-	-	-			
				S	-	-	-	-	-	-	-			
				T	-	-	-	-	-	-	-			
		PR-52 from km 71.6 to km 77 - \$16,097,349	Design	F	-	-	-	-	-	-	-			
				TC	-	-	-	-	-	-	-			
				S	-	-	-	-	-	-	-	Originally Programmed in the amount of \$24,209,144. Obligated in FY 2017 with \$32,369,532		
				T	-	-	-	-	-	-	-			
		PR-52 from km 71.6 to km 77 - \$16,097,349	ROW	F	-	-	-	-	-	-	-			
				TC	-	-	-	-	-	-	-			
S	-			-	-	-	-	-	-					
T	-			-	-	-	-	-	-					
Construction	F	-	29,622,232	-	-	-	-	29,622,232						
	TC	-	2,550,750	-	-	-	-	2,550,750		Please see Appendix C for pavement project details				
	S	-	-	-	-	-	-	-						
	T	-	32,172,982	-	-	-	-	32,172,982						
Total Estimated Project Cost						-	32,172,982	-	-	-	32,172,982			
12	AC-800485 R009999485 ZP-10, ZP-20 ZP-30	Pavement Rehabilitation and Reconstruction of Roads (2018)	Islandwide	NEPA	F	-	-	-	-	-	-			
					TC	-	-	-	-	-	-	-		
					S	-	-	-	-	-	-	-		
					T	-	-	-	-	-	-	-		
				Pre-Engineering	F	-	-	-	-	-	-	-	-	
					TC	-	-	-	-	-	-	-	-	
					S	-	-	-	-	-	-	-	-	
					T	-	-	-	-	-	-	-	-	
				Design	F	-	-	-	-	-	-	-	-	
					TC	-	-	-	-	-	-	-	-	
					S	-	-	-	-	-	-	-	-	
					T	-	-	-	-	-	-	-	-	
				ROW	F	-	-	-	-	-	-	-	-	
					TC	-	-	-	-	-	-	-	-	
S	-	-	-		-	-	-	-	-	Please see Appendix C for pavement project details				
T	-	-	-		-	-	-	-	-					
Construction	F	-	-	38,160,426	-	-	-	38,160,426						
	TC	-	-	9,540,107	-	-	-	9,540,107		Change in Budget from \$15,944,065 to \$50,211,087. Advance Construction Funds will be utilized for this project.				
	S	-	-	2,510,554	-	-	-	2,510,554						
	T	-	-	50,211,087	-	-	-	50,211,087						
Total Estimated Project Cost						-	50,211,087	-	-	-	50,211,087			

*Fund Reconciliation for each project can be found on pages FHWA-3 thru FHWA-6
**Retroactive TC will be used for projects currently under construction.

GOVERNMENT OF PUERTO RICO
PUERTO RICO DEPARTMENT OF TRANSPORTATION AND PUBLIC WORKS
PUERTO RICO HIGHWAY AND TRANSPORTATION AUTHORITY
TRANSPORTATION IMPROVEMENT PROGRAM
FISCAL YEARS 2017-2020**
AMENDMENT # 3

Legend:
F - Federal Funds
TC - Toll Credits Funds
S - State /Local Funds
T - Total Funds

Núm.	AC-Code / Oracle # / Fed # / Program Code	Description	Town	Phase	Fed. Past Obligations / Locally Funded	TIP Fiscal Year				Future Investment	Total Est. Cost	Remarks				
						2017	2018	2019	2020							
13	AC-800511 R009999511 ZP-10, ZP-20 , ZP-30	Pavement Rehabilitation and Reconstruction of Roads (2019)	Islandwide	NEPA	F	-	-	-	-	-	-	-				
					TC	-	-	-	-	-	-	-				
					S	-	-	-	-	-	-	-				
					T	-	-	-	-	-	-	-				
				Pre-Engineering	F	-	-	-	-	-	-	-	-	-	-	
					TC	-	-	-	-	-	-	-	-	-	-	
					S	-	-	-	-	-	-	-	-	-	-	
					T	-	-	-	-	-	-	-	-	-	-	
				Design	F	-	-	-	-	-	-	-	-	-	-	
					TC	-	-	-	-	-	-	-	-	-	-	
					S	-	-	-	-	-	-	-	-	-	-	
					T	-	-	-	-	-	-	-	-	-	-	
				ROW	F	-	-	-	-	-	-	-	-	-	-	
					TC	-	-	-	-	-	-	-	-	-	-	Please see Appendix C for pavement project details
S	-	-	-		-	-	-	-	-	-	-					
T	-	-	-		-	-	-	-	-	-	-					
Construction	F	-	-	-	11,263,252	-	-	-	-	11,263,252	-					
	TC	-	-	-	2,815,813	-	-	-	-	2,815,813	-	Change in Budget from				
	S	-	-	-	741,003	-	-	-	-	741,003	-	\$23,930,992 to \$14,820,069.				
	T	-	-	-	14,820,069	-	-	-	-	14,820,069	-					
Total Estimated Project Cost						-	-	-	14,820,069	-	-	14,820,069				
14	AC-800518 R009999518 ZP-10, ZP-20 , ZP-30	Pavement Rehabilitation and Reconstruction of Roads (2020)	Islandwide	NEPA	F	-	-	-	-	-	-	-				
					TC	-	-	-	-	-	-	-	-	-		
					S	-	-	-	-	-	-	-	-	-		
					T	-	-	-	-	-	-	-	-	-		
				Pre-Engineering	F	-	-	-	-	-	-	-	-	-	-	
					TC	-	-	-	-	-	-	-	-	-	-	
					S	-	-	-	-	-	-	-	-	-	-	
					T	-	-	-	-	-	-	-	-	-	-	
				Design	F	-	-	-	-	-	-	-	-	-	-	
					TC	-	-	-	-	-	-	-	-	-	-	
					S	-	-	-	-	-	-	-	-	-	-	
					T	-	-	-	-	-	-	-	-	-	-	
				ROW	F	-	-	-	-	-	-	-	-	-	-	
					TC	-	-	-	-	-	-	-	-	-	-	Please see Appendix C for pavement project details
S	-	-	-		-	-	-	-	-	-	-					
T	-	-	-		-	-	-	-	-	-	-					
Construction	F	-	-	-	-	-	30,481,591	-	-	30,481,591	-	Change in Budget from				
	TC	-	-	-	-	-	7,620,398	-	-	7,620,398	-	\$21,675,040 to \$40,107,356.				
	S	-	-	-	-	-	2,005,368	-	-	2,005,368	-					
	T	-	-	-	-	-	40,107,356	-	-	40,107,356	-					
Total Estimated Project Cost						-	-	-	40,107,356	-	-	40,107,356				

*Fund Reconciliation for each project can be found on pages FHWA-3 thru FHWA-6
**Retroactive TC will be used for projects currently under construction.

GOVERNMENT OF PUERTO RICO
PUERTO RICO DEPARTMENT OF TRANSPORTATION AND PUBLIC WORKS
PUERTO RICO HIGHWAY AND TRANSPORTATION AUTHORITY
TRANSPORTATION IMPROVEMENT PROGRAM
FISCAL YEARS 2017-2020**
AMENDMENT # 3

Legend:
F - Federal Funds
TC - Toll Credits Funds
S - State /Local Funds
T - Total Funds

Núm.	AC-Code / Oracle # / Fed # / Program Code	Description	Town	Phase	Fed. Past Obligations / Locally Funded	TIP Fiscal Year				Future Investment	Total Est. Cost	Remarks
						2017	2018	2019	2020			
15	AC-900123 L009000123 ZP-10	SPR-54 - State Planning and Research Program (2017)	Islandwide	NEPA	F	-	-	-	-	-	-	Project Obligated in FY 2017
					TC	-	-	-	-	-	-	
					S	-	-	-	-	-	-	
					T	-	-	-	-	-	-	
				Planning	F	17,224,756	4,815,000	-	-	-	22,039,756	A Carry Forward Amount of \$21,530,944.55 from SPR-53 has been allocated.
					TC	4,306,189	1,185,000	-	-	-	5,491,189	
					S	-	-	-	-	-	-	
					T	21,530,945	6,000,000	-	-	-	27,530,945	
				Design	F	-	-	-	-	-	-	
					TC	-	-	-	-	-	-	
					S	-	-	-	-	-	-	
					T	-	-	-	-	-	-	
				ROW	F	-	-	-	-	-	-	
					TC	-	-	-	-	-	-	
					S	-	-	-	-	-	-	
					T	-	-	-	-	-	-	
Construction	F	-	-	-	-	-	-					
	TC	-	-	-	-	-	-					
	S	-	-	-	-	-	-					
	T	-	-	-	-	-	-					
Total Estimated Project Cost					21,530,945	6,000,000	-	-	-	-	27,530,945	
16	AC-900128 L0090000128 ZP-10	SPR-55 - State Planning and Research Program (2018)	Islandwide	NEPA	F	-	-	-	-	-	-	
					TC	-	-	-	-	-	-	
					S	-	-	-	-	-	-	
					T	-	-	-	-	-	-	
				Planning	F	15,960,000	4,800,000	-	-	-	20,760,000	A Carry Forward Amount of \$21,000,000 from SPR-54 will be utilized.
					TC	3,990,000	1,200,000	-	-	-	5,190,000	
					S	1,050,000	-	-	-	-	1,050,000	
					T	21,000,000	6,000,000	-	-	-	27,000,000	
				Design	F	-	-	-	-	-	-	
					TC	-	-	-	-	-	-	
					S	-	-	-	-	-	-	
					T	-	-	-	-	-	-	
				ROW	F	-	-	-	-	-	-	
					TC	-	-	-	-	-	-	
					S	-	-	-	-	-	-	
					T	-	-	-	-	-	-	
Construction	F	-	-	-	-	-	-					
	TC	-	-	-	-	-	-					
	S	-	-	-	-	-	-					
	T	-	-	-	-	-	-					
Total Estimated Project Cost					21,000,000	-	6,000,000	-	-	-	27,000,000	

*Fund Reconciliation for each project can be found on pages FHWA-3 thru FHWA-6
**Retroactive TC will be used for projects currently under construction.

GOVERNMENT OF PUERTO RICO
PUERTO RICO DEPARTMENT OF TRANSPORTATION AND PUBLIC WORKS
PUERTO RICO HIGHWAY AND TRANSPORTATION AUTHORITY
TRANSPORTATION IMPROVEMENT PROGRAM
FISCAL YEARS 2017-2020**
AMENDMENT # 3

Legend:
F - Federal Funds
TC - Toll Credits Funds
S - State /Local Funds
T - Total Funds

Núm.	AC-Code / Oracle # / Fed # / Program Code	Description	Town	Phase	Fed. Past Obligations / Locally Funded	TIP Fiscal Year				Future Investment	Total Est. Cost	Remarks	
						2017	2018	2019	2020				
17	AC-900132 L0090000132 ZP-10	SPR-56 - State Planning and Research Program (2019)	Islandwide	NEPA	F	-	-	-	-	-	-	-	
					TC	-	-	-	-	-	-	-	
					S	-	-	-	-	-	-	-	
					T	-	-	-	-	-	-	-	
				Planning	F	-	-	-	4,800,000	-	-	4,800,000	
					TC	-	-	-	1,200,000	-	-	1,200,000	
					S	-	-	-	-	-	-	-	
					T	-	-	-	6,000,000	-	-	6,000,000	
				Design	F	-	-	-	-	-	-	-	
					TC	-	-	-	-	-	-	-	
					S	-	-	-	-	-	-	-	
					T	-	-	-	-	-	-	-	
				ROW	F	-	-	-	-	-	-	-	
					TC	-	-	-	-	-	-	-	
S	-	-	-		-	-	-	-					
T	-	-	-		-	-	-	-					
Construction	F	-	-	-	-	-	-	-					
	TC	-	-	-	-	-	-	-					
	S	-	-	-	-	-	-	-					
	T	-	-	-	-	-	-	-					
Total Estimated Project Cost						-	-	-	6,000,000	-	-	6,000,000	
18	AC-900134 L0090000134 ZP-10	SPR-57 - State Planning and Research Program (2020)	Islandwide	NEPA	F	-	-	-	-	-	-	-	
					TC	-	-	-	-	-	-	-	
					S	-	-	-	-	-	-	-	
					T	-	-	-	-	-	-	-	
				Planning	F	-	-	-	-	4,800,000	-	4,800,000	
					TC	-	-	-	-	1,200,000	-	1,200,000	
					S	-	-	-	-	-	-	-	
					T	-	-	-	-	6,000,000	-	6,000,000	
				Design	F	-	-	-	-	-	-	-	
					TC	-	-	-	-	-	-	-	
					S	-	-	-	-	-	-	-	
					T	-	-	-	-	-	-	-	
				ROW	F	-	-	-	-	-	-	-	
					TC	-	-	-	-	-	-	-	
S	-	-	-		-	-	-	-					
T	-	-	-		-	-	-	-					
Construction	F	-	-	-	-	-	-	-					
	TC	-	-	-	-	-	-	-					
	S	-	-	-	-	-	-	-					
	T	-	-	-	-	-	-	-					
Total Estimated Project Cost						-	-	-	-	6,000,000	-	-	6,000,000

*Fund Reconciliation for each project can be found on pages FHWA-3 thru FHWA-6
**Retroactive TC will be used for projects currently under construction.

GOVERNMENT OF PUERTO RICO
PUERTO RICO DEPARTMENT OF TRANSPORTATION AND PUBLIC WORKS
PUERTO RICO HIGHWAY AND TRANSPORTATION AUTHORITY
TRANSPORTATION IMPROVEMENT PROGRAM
FISCAL YEARS 2017-2020**
AMENDMENT # 3

Legend:
F - Federal Funds
TC - Toll Credits Funds
S - State /Local Funds
T - Total Funds

Núm.	AC-Code / Oracle # / Fed # / Program Code	Description	Town	Phase	Fed. Past Obligations / Locally Funded	TIP Fiscal Year				Future Investment	Total Est. Cost	Remarks
						2017	2018	2019	2020			
19	AC-800474 B009999474 ZP5(10) / 114(3) ZP-10, ZP-20	Rehabilitation and Replacement of Bridges (2017)	Islandwide	NEPA	F	-	-	-	-	-	-	Please See Appendix A for Project List Originally Programmed in the amount of \$13,189,000. Obligated in the amount of \$13,341,876
					TC	-	-	-	-	-	-	
		S		-	-	-	-	-	-			
		T		-	-	-	-	-	-			
		Rehabilitation of Complex Bridge #300, Naranjito - \$13,225,001		Pre-Engineering	F	-	-	-	-	-	-	
					TC	-	-	-	-	-	-	
					S	-	-	-	-	-	-	
					T	-	-	-	-	-	-	
		Design		F	-	-	-	-	-	-		
				TC	-	-	-	-	-	-		
				S	-	-	-	-	-	-		
				T	-	-	-	-	-	-		
		Bridge #2161 at PR-114 over waterway, km 2.2, Mayaguez - \$116,875		ROW	F	-	93,792	-	-	-	93,792	
					TC	-	23,083	-	-	-	23,083	
					S	-	-	-	-	-	-	
					T	-	116,875	-	-	-	116,875	
Construction	F	-	10,973,854	-	-	-	10,973,854					
	TC	-	2,249,422	-	-	-	2,249,422					
	S	-	1,725	-	-	-	1,725					
	T	-	13,225,001	-	-	-	13,225,001					
Total Estimated Project Cost						-	13,341,876	-	-	-	13,341,876	
20	AC-800486 B009999486 ZP-10, ZP-20,	Rehabilitation and Replacement of Bridges (2018)	Islandwide	NEPA	F	-	-	-	-	-	-	Please See Appendix A for Project List
					TC	-	-	-	-	-	-	
		S		-	-	-	-	-	-			
		T		-	-	-	-	-	-			
		Pre-Engineering		F	-	-	-	-	-	-		
				TC	-	-	-	-	-	-		
				S	-	-	-	-	-	-		
				T	-	-	-	-	-	-		
		Design		F	-	-	794,200	-	-	794,200		
				TC	-	-	198,550	-	-	198,550		
				S	-	-	52,250	-	-	52,250		
				T	-	-	1,045,000	-	-	1,045,000		
		ROW		F	-	-	-	-	-	-		
				TC	-	-	-	-	-	-		
				S	-	-	-	-	-	-		
				T	-	-	-	-	-	-		
Construction	F	-	-	6,285,960	-	-	6,285,960					
	TC	-	-	1,571,490	-	-	1,571,490					
	S	-	-	413,550	-	-	413,550					
	T	-	-	8,271,000	-	-	8,271,000					
Total Estimated Project Cost						-	9,316,000	-	-	-	9,316,000	

*Fund Reconciliation for each project can be found on pages FHWA-3 thru FHWA-6
**Retroactive TC will be used for projects currently under construction.

GOVERNMENT OF PUERTO RICO
PUERTO RICO DEPARTMENT OF TRANSPORTATION AND PUBLIC WORKS
PUERTO RICO HIGHWAY AND TRANSPORTATION AUTHORITY
TRANSPORTATION IMPROVEMENT PROGRAM
FISCAL YEARS 2017-2020**
AMENDMENT # 3

Legend:
F - Federal Funds
TC - Toll Credits Funds
S - State /Local Funds
T - Total Funds

Núm.	AC-Code / Oracle # / Fed # / Program Code	Description	Town	Phase	Fed. Past Obligations / Locally Funded	TIP Fiscal Year				Future Investment	Total Est. Cost	Remarks	
						2017	2018	2019	2020				
21	AC-800512 B009999512 ZP-10, ZP-20	Rehabilitation and Replacement of Bridges (2019)	Islandwide	NEPA	F	-	-	-	-	-	-	-	See Appendix A for Project List
					TC	-	-	-	-	-	-		
					S	-	-	-	-	-	-		
					T	-	-	-	-	-	-		
				Pre-Engineering	F	-	-	-	-	-	-	-	
					TC	-	-	-	-	-	-		
					S	-	-	-	-	-	-		
					T	-	-	-	-	-	-		
				Design	F	-	-	-	-	-	-	-	
					TC	-	-	-	-	-	-		
					S	-	-	-	-	-	-		
					T	-	-	-	-	-	-		
				ROW	F	-	-	-	-	-	-	-	
					TC	-	-	-	-	-	-		
S	-	-	-		-	-	-						
T	-	-	-		-	-	-						
Construction	F	-	-	-	10,113,320	-	-	10,113,320					
	TC	-	-	-	2,528,330	-	-	2,528,330					
	S	-	-	-	665,350	-	-	665,350					
	T	-	-	-	13,307,000	-	-	13,307,000					
Total Estimated Project Cost						-	-	-	13,307,000	-	-	13,307,000	
22	AC-800516 B009999516 ZP-10, ZP-20	Rehabilitation and Replacement of Bridges (2020)	Islandwide	NEPA	F	-	-	-	-	-	-	-	See Appendix A for Project List
					TC	-	-	-	-	-	-		
					S	-	-	-	-	-	-		
					T	-	-	-	-	-	-		
				Pre-Engineering	F	-	-	-	-	-	-	-	
					TC	-	-	-	-	-	-		
					S	-	-	-	-	-	-		
					T	-	-	-	-	-	-		
				Design	F	-	-	-	-	-	-	-	
					TC	-	-	-	-	-	-		
					S	-	-	-	-	-	-		
					T	-	-	-	-	-	-		
				ROW	F	-	-	-	-	-	-	-	
					TC	-	-	-	-	-	-		
					S	-	-	-	-	-	-		
					T	-	-	-	-	-	-		
				Construction	F	-	-	-	-	9,492,400	-	9,492,400	
					TC	-	-	-	-	2,373,100	-	2,373,100	
S	-	-	-		-	624,500	-	624,500					
T	-	-	-		-	12,490,000	-	12,490,000					
Total Estimated Project Cost						-	-	-	-	-	-	12,490,000	

*Fund Reconciliation for each project can be found on pages FHWA-3 thru FHWA-6
**Retroactive TC will be used for projects currently under construction.

GOVERNMENT OF PUERTO RICO
PUERTO RICO DEPARTMENT OF TRANSPORTATION AND PUBLIC WORKS
PUERTO RICO HIGHWAY AND TRANSPORTATION AUTHORITY
TRANSPORTATION IMPROVEMENT PROGRAM
FISCAL YEARS 2017-2020**
AMENDMENT # 3

Legend:
F - Federal Funds
TC - Toll Credits Funds
S - State /Local Funds
T - Total Funds

Núm.	AC-Code / Oracle # / Fed # / Program Code	Description	Town	Phase	Fed. Past Obligations / Locally Funded	TIP Fiscal Year				Future Investment	Total Est. Cost	Remarks							
						2017	2018	2019	2020										
23	AC-800475 B009999475 ZP-2(74) ZP-20	Systematic Bridges Preservation Program (2017) Bridge #2032, at PR-2 over PR-128, km 197.8, Yauco	Islandwide	NEPA	F	-	-	-	-	-	-	-	See Appendix A for Project List						
					TC	-	-	-	-	-	-	-							
					S	-	-	-	-	-	-	-							
					T	-	-	-	-	-	-	-							
				Pre-Engineering	F	-	-	-	-	-	-	-		-	-	-	Originally Programmed in the amount of \$1M. Obligated in FY 2017 with \$1,301,258		
					TC	-	-	-	-	-	-	-		-	-	-			
					S	-	-	-	-	-	-	-		-	-	-			
					T	-	-	-	-	-	-	-		-	-	-			
				Design	F	-	-	-	-	-	-	-		-	-	-		Change in Budget from \$2,094,000 to \$3,094,000	
					TC	-	-	-	-	-	-	-		-	-	-			
					S	-	-	-	-	-	-	-		-	-	-			
					T	-	-	-	-	-	-	-		-	-	-			
				ROW	F	-	-	-	-	-	-	-		-	-	-			Total Estimated Project Cost
					TC	-	-	-	-	-	-	-		-	-	-			
S	-	-	-		-	-	-	-	-	-	-								
T	-	-	-		-	-	-	-	-	-	-								
Construction	F	-	1,212,881	-	-	-	-	-	-	1,212,881	-	Total Estimated Project Cost							
	TC	-	69,977	-	-	-	-	-	-	69,977	-								
	S	-	18,400	-	-	-	-	-	-	18,400	-								
	T	-	1,301,258	-	-	-	-	-	-	1,301,258	-								
Total Estimated Project Cost						-	1,301,258	-	-	-	1,301,258								
24	AC-800487 B009999487 ZP-20	Systematic Bridges Preservation Program (2018)	Islandwide	NEPA	F	-	-	-	-	-	-		-	Please See Appendix A for Project List					
					TC	-	-	-	-	-	-		-		-	-	-		
					S	-	-	-	-	-	-		-		-	-	-		
					T	-	-	-	-	-	-		-		-	-	-		
				Pre-Engineering	F	-	-	-	-	-	-		-		-	-	-	Total Estimated Project Cost	
					TC	-	-	-	-	-	-		-		-	-	-		
					S	-	-	-	-	-	-		-		-	-	-		
					T	-	-	-	-	-	-		-		-	-	-		
				Design	F	-	-	-	-	-	-		-		-	-	-		Total Estimated Project Cost
					TC	-	-	-	-	-	-	-	-		-	-			
					S	-	-	-	-	-	-	-	-		-	-			
					T	-	-	-	-	-	-	-	-		-	-			
				ROW	F	-	-	-	-	-	-	-	-		-	-	Total Estimated Project Cost		
					TC	-	-	-	-	-	-	-	-		-	-			
S	-	-	-		-	-	-	-	-	-	-								
T	-	-	-		-	-	-	-	-	-	-								
Construction	F	-	-	2,351,440	-	-	-	-	-	2,351,440	-	Total Estimated Project Cost							
	TC	-	-	587,860	-	-	-	-	-	587,860	-								
	S	-	-	154,700	-	-	-	-	-	154,700	-								
	T	-	-	3,094,000	-	-	-	-	-	3,094,000	-								
Total Estimated Project Cost						-	3,094,000	-	-	-	3,094,000								

*Fund Reconciliation for each project can be found on pages FHWA-3 thru FHWA-6
**Retroactive TC will be used for projects currently under construction.

GOVERNMENT OF PUERTO RICO
PUERTO RICO DEPARTMENT OF TRANSPORTATION AND PUBLIC WORKS
PUERTO RICO HIGHWAY AND TRANSPORTATION AUTHORITY
TRANSPORTATION IMPROVEMENT PROGRAM
FISCAL YEARS 2017-2020**
AMENDMENT # 3

Legend:
F - Federal Funds
TC - Toll Credits Funds
S - State /Local Funds
T - Total Funds

Núm.	AC-Code / Oracle # / Fed # / Program Code	Description	Town	Phase	Fed. Past Obligations / Locally Funded	TIP Fiscal Year				Future Investment	Total Est. Cost	Remarks	
						2017	2018	2019	2020				
25	AC-900124 B009000124 ZP-824(3) / 824(2) ZP-143(34) / 902(2) ZP-10, ZP-20,	Bridge Critical Findings (2017)	Islandwide	NEPA	F	-	-	-	-	-	-		
		TC			-	-	-	-	-	-			
		S			-	-	-	-	-	-			
		T								-			
		Pre-Engineering		F	-	-	-	-	-	-	-		
				TC	-	-	-	-	-	-	-		
				S	-	-	-	-	-	-	-		
		T								-			
		Design		F	-	-	-	-	-	-	-		
				TC	-	-	-	-	-	-	-		
				S	-	-	-	-	-	-	-		
		T								-			
		ROW		F	-	44,630	-	-	-	-	44,630	Please See Appendix A for Project List	
				TC	-	10,984	-	-	-	-	10,984		
				S	-	-	-	-	-	-	-		
T		55,614					55,614						
Construction	F	-	424,591	-	-	-	-	424,591	Originally Programmed with \$972K. Obligated in FY 2017 with \$579,434				
	TC	-	99,229	-	-	-	-	99,229					
	S	-	-	-	-	-	-	-					
T		523,820					523,820						
Total Estimated Project Cost						-	579,434	-	-	-	579,434		
26	AC-900129 B009000129 ZP-10, ZP-20,	Bridge Critical Findings (2018)	Islandwide	NEPA	F	-	-	-	-	-	-		
					TC	-	-	-	-	-	-	-	
					S	-	-	-	-	-	-	-	
				T							-		
				Pre-Engineering	F	-	-	-	-	-	-	-	
					TC	-	-	-	-	-	-	-	
					S	-	-	-	-	-	-	-	
				T							-		
				Design	F	-	-	56,240	-	-	56,240	Please See Appendix A for Project List	
					TC	-	-	14,060	-	-	14,060		
					S	-	-	3,700	-	-	3,700		
				T			74,000			74,000			
				ROW	F	-	-	-	-	-	-	-	
					TC	-	-	-	-	-	-	-	
					S	-	-	-	-	-	-	-	
T							-						
Construction	F	-	-	4,707,440	-	-	4,707,440						
	TC	-	-	1,176,860	-	-	1,176,860						
	S	-	-	309,700	-	-	309,700						
T		-	6,194,000			6,194,000							
Total Estimated Project Cost						-	-	6,268,000	-	-	6,268,000		

*Fund Reconciliation for each project can be found on pages FHWA-3 thru FHWA-6
**Retroactive TC will be used for projects currently under construction.

GOVERNMENT OF PUERTO RICO
PUERTO RICO DEPARTMENT OF TRANSPORTATION AND PUBLIC WORKS
PUERTO RICO HIGHWAY AND TRANSPORTATION AUTHORITY
TRANSPORTATION IMPROVEMENT PROGRAM
FISCAL YEARS 2017-2020**
AMENDMENT # 3

Legend:
F - Federal Funds
TC - Toll Credits Funds
S - State /Local Funds
T - Total Funds

Núm.	AC-Code / Oracle # / Fed # / Program Code	Description	Town	Phase	Fed. Past Obligations / Locally Funded	TIP Fiscal Year				Future Investment	Total Est. Cost	Remarks	
						2017	2018	2019	2020				
27	AC-900133 B009000133 ZP-20	Bridge Critical Findings (2019)	Islandwide	NEPA	F	-	-	-	-	-	-	-	-
					TC	-	-	-	-	-	-	-	
					S	-	-	-	-	-	-	-	
					T	-	-	-	-	-	-	-	
				Pre-Engineering	F	-	-	-	-	-	-	-	-
					TC	-	-	-	-	-	-	-	
					S	-	-	-	-	-	-	-	
					T	-	-	-	-	-	-	-	
				Design	F	-	-	-	-	-	-	-	-
					TC	-	-	-	-	-	-	-	
					S	-	-	-	-	-	-	-	
					T	-	-	-	-	-	-	-	
				ROW	F	-	-	-	-	-	-	-	-
					TC	-	-	-	-	-	-	-	
					S	-	-	-	-	-	-	-	
					T	-	-	-	-	-	-	-	
Construction	F	-	-	-	2,128,000	-	-	2,128,000	Please See Appendix A for Project List				
	TC	-	-	-	532,000	-	-	532,000					
	S	-	-	-	140,000	-	-	140,000					
	T	-	-	-	2,800,000	-	-	2,800,000					
Total Estimated Project Cost						-	-	2,800,000	-	-	2,800,000		
28	AC-900135 B009000135 ZP-10, ZP-20	Bridge Critical Findings (2020)	Islandwide	NEPA	F	-	-	-	-	-	-	-	-
					TC	-	-	-	-	-	-	-	
					S	-	-	-	-	-	-	-	
					T	-	-	-	-	-	-	-	
				Pre-Engineering	F	-	-	-	-	-	-	-	-
					TC	-	-	-	-	-	-	-	
					S	-	-	-	-	-	-	-	
					T	-	-	-	-	-	-	-	
				Design	F	-	-	-	-	-	-	-	-
					TC	-	-	-	-	-	-	-	
					S	-	-	-	-	-	-	-	
					T	-	-	-	-	-	-	-	
				ROW	F	-	-	-	-	-	-	-	-
					TC	-	-	-	-	-	-	-	
					S	-	-	-	-	-	-	-	
					T	-	-	-	-	-	-	-	
Construction	F	-	-	-	-	2,731,440	-	2,731,440	Please See Appendix A for Project List				
	TC	-	-	-	-	682,860	-	682,860					
	S	-	-	-	-	179,700	-	179,700					
	T	-	-	-	-	3,594,000	-	3,594,000					
Total Estimated Project Cost						-	-	-	-	-	3,594,000		

*Fund Reconciliation for each project can be found on pages FHWA-3 thru FHWA-6
**Retroactive TC will be used for projects currently under construction.

GOVERNMENT OF PUERTO RICO
PUERTO RICO DEPARTMENT OF TRANSPORTATION AND PUBLIC WORKS
PUERTO RICO HIGHWAY AND TRANSPORTATION AUTHORITY
TRANSPORTATION IMPROVEMENT PROGRAM
FISCAL YEARS 2017-2020**
AMENDMENT # 3

Legend:
F - Federal Funds
TC - Toll Credits Funds
S - State /Local Funds
T - Total Funds

Núm.	AC-Code / Oracle # / Fed # / Program Code	Description	Town	Phase	Fed. Past Obligations / Locally Funded	TIP Fiscal Year				Future Investment	Total Est. Cost	Remarks			
						2017	2018	2019	2020						
29	AC-990134 L009900134 ZP-66(1) ZP-10, ZP-20, ZP-30	Upgrade of Safety Devices in the Highway System (2017)	Islandwide	NEPA	F	-	-	-	-	-	-	-			
					TC	-	-	-	-	-	-	-			
					S	-	-	-	-	-	-	-			
					T	-	-	-	-	-	-	-			
				Pre-Engineering	F	-	-	-	-	-	-	-	-	-	
					TC	-	-	-	-	-	-	-	-	-	
					S	-	-	-	-	-	-	-	-	-	
					T	-	-	-	-	-	-	-	-	-	
				Design	F	-	-	-	-	-	-	-	-	-	
					TC	-	-	-	-	-	-	-	-	-	
					S	-	-	-	-	-	-	-	-	-	
					T	-	-	-	-	-	-	-	-	-	
ROW	F	-	-	-	-	-	-	-	-	-					
	TC	-	-	-	-	-	-	-	-	-	Please See Appendix A for Project List				
	S	-	-	-	-	-	-	-	-	-					
	T	-	-	-	-	-	-	-	-	-					
Construction	F	-	5,738,772	-	-	-	-	-	-	5,738,772	Originally Programmed in the amount of \$5M. Obligated in the amount of \$7,173,465.				
	TC	-	1,434,693	-	-	-	-	-	-	1,434,693					
	S	-	-	-	-	-	-	-	-	-					
	T	-	7,173,465	-	-	-	-	-	-	7,173,465					
Total Estimated Project Cost						-	7,173,465	-	-	-	-	7,173,465			
30	AC-990144 L009900149 ZP-10, ZP-20, ZP-30	Upgrade of Safety Devices in the Highway System (2018)	Islandwide	NEPA	F	-	-	-	-	-	-	-			
					TC	-	-	-	-	-	-	-	-	-	
					S	-	-	-	-	-	-	-	-	-	
					T	-	-	-	-	-	-	-	-	-	
				Pre-Engineering	F	-	-	-	-	-	-	-	-	-	
					TC	-	-	-	-	-	-	-	-	-	
					S	-	-	-	-	-	-	-	-	-	
					T	-	-	-	-	-	-	-	-	-	
				Design	F	-	-	-	-	-	-	-	-	-	
					TC	-	-	-	-	-	-	-	-	-	
					S	-	-	-	-	-	-	-	-	-	
					T	-	-	-	-	-	-	-	-	-	
ROW	F	-	-	-	-	-	-	-	-	-					
	TC	-	-	-	-	-	-	-	-	-	Please See Appendix B for Project List				
	S	-	-	-	-	-	-	-	-	-					
	T	-	-	-	-	-	-	-	-	-					
Construction	F	-	-	11,485,009	-	-	-	-	-	11,485,009	Change in Budgt from \$3,530,000 to \$14,356,261.				
	TC	-	-	2,871,252	-	-	-	-	-	2,871,252					
	S	-	-	-	-	-	-	-	-	-					
	T	-	-	14,356,261	-	-	-	-	-	14,356,261					
Total Estimated Project Cost						-	-	14,356,261	-	-	-	14,356,261			

*Fund Reconciliation for each project can be found on pages FHWA-3 thru FHWA-6
**Retroactive TC will be used for projects currently under construction.

GOVERNMENT OF PUERTO RICO
PUERTO RICO DEPARTMENT OF TRANSPORTATION AND PUBLIC WORKS
PUERTO RICO HIGHWAY AND TRANSPORTATION AUTHORITY
TRANSPORTATION IMPROVEMENT PROGRAM
FISCAL YEARS 2017-2020**
AMENDMENT # 3

Legend:
F - Federal Funds
TC - Toll Credits Funds
S - State /Local Funds
T - Total Funds

Núm.	AC-Code / Oracle # / Fed # / Program Code	Description	Town	Phase	Fed. Past Obligations / Locally Funded	TIP Fiscal Year				Future Investment	Total Est. Cost	Remarks
						2017	2018	2019	2020			
31	AC-990155 L009900155 ZP-10, ZP-20, ZP-30	Upgrade of Safety Devices in the Highway System (2019)	Islandwide	NEPA	F	-	-	-	-	-	-	
					TC	-	-	-	-	-	-	
					S	-	-	-	-	-	-	
					T	-	-	-	-	-	-	
				Pre-Engineering	F	-	-	-	-	-	-	
					TC	-	-	-	-	-	-	
					S	-	-	-	-	-	-	
					T	-	-	-	-	-	-	
				Design	F	-	-	-	-	-	-	
					TC	-	-	-	-	-	-	
					S	-	-	-	-	-	-	
					T	-	-	-	-	-	-	
				ROW	F	-	-	-	-	-	-	Please See Appendix B for Project List
					TC	-	-	-	-	-	-	
					S	-	-	-	-	-	-	
					T	-	-	-	-	-	-	
32	AC-800519 L009900156 ZP-10, ZP-20, ZP-30	Upgrade of Safety Devices in the Highway System (2020)	Islandwide	NEPA	F	-	-	-	-	-	-	
					TC	-	-	-	-	-	-	
					S	-	-	-	-	-	-	
					T	-	-	-	-	-	-	
				Pre-Engineering	F	-	-	-	-	-	-	
					TC	-	-	-	-	-	-	
					S	-	-	-	-	-	-	
					T	-	-	-	-	-	-	
				Design	F	-	-	-	-	-	-	
					TC	-	-	-	-	-	-	
					S	-	-	-	-	-	-	
					T	-	-	-	-	-	-	
				ROW	F	-	-	-	-	-	-	Please See Appendix B for Project List
					TC	-	-	-	-	-	-	
					S	-	-	-	-	-	-	
					T	-	-	-	-	-	-	
				Construction	F	-	-	10,763,200	-	-	10,763,200	Change in Budget from \$4,170,000 to \$13,454,000.
					TC	-	-	2,690,800	-	-	2,690,800	
					S	-	-	-	-	-	-	
					T	-	-	13,454,000	-	-	13,454,000	
				Total Estimated Project Cost					-	-	13,454,000	
				NEPA	F	-	-	-	-	-	-	
					TC	-	-	-	-	-	-	
					S	-	-	-	-	-	-	
					T	-	-	-	-	-	-	
				Pre-Engineering	F	-	-	-	-	-	-	
					TC	-	-	-	-	-	-	
					S	-	-	-	-	-	-	
					T	-	-	-	-	-	-	
				Design	F	-	-	-	-	-	-	
					TC	-	-	-	-	-	-	
					S	-	-	-	-	-	-	
					T	-	-	-	-	-	-	
				ROW	F	-	-	-	-	-	-	Please See Appendix B for Project List
					TC	-	-	-	-	-	-	
					S	-	-	-	-	-	-	
					T	-	-	-	-	-	-	
				Construction	F	-	-	-	4,000,000	-	4,000,000	Change in Budget from \$4,880,000 to \$5,000,000
					TC	-	-	-	1,000,000	-	1,000,000	
					S	-	-	-	-	-	-	
					T	-	-	-	5,000,000	-	5,000,000	
				Total Estimated Project Cost					-	-	5,000,000	

*Fund Reconciliation for each project can be found on pages FHWA-3 thru FHWA-6
**Retroactive TC will be used for projects currently under construction.

GOVERNMENT OF PUERTO RICO
PUERTO RICO DEPARTMENT OF TRANSPORTATION AND PUBLIC WORKS
PUERTO RICO HIGHWAY AND TRANSPORTATION AUTHORITY
TRANSPORTATION IMPROVEMENT PROGRAM
FISCAL YEARS 2017-2020**
AMENDMENT # 3

Legend:
F - Federal Funds
TC - Toll Credits Funds
S - State /Local Funds
T - Total Funds

Núm.	AC-Code / Oracle # / Fed # / Program Code	Description	Town	Phase	Fed. Past Obligations / Locally Funded	TIP Fiscal Year				Future Investment	Total Est. Cost	Remarks
						2017	2018	2019	2020			
33	AC-992477 B009924077 ZP-20	Bridge Inventory System NBIS (33) (2018)	Islandwide	NEPA	F	-	-	-	-	-	-	Project Obligated in FY 2017 Carry Forward Funds of NBIS30 and NBIS31 were utilized in the amount of \$1,442,009
					TC	-	-	-	-	-	-	
					S	-	-	-	-	-	-	
					T	-	-	-	-	-	-	
				Pre-Engineering	F	-	-	-	-	-	-	
					TC	-	-	-	-	-	-	
					S	-	-	-	-	-	-	
					T	-	-	-	-	-	-	
				Design	F	1,095,927	1,424,970	-	-	-	2,520,897	
					TC	273,982	356,243	-	-	-	630,224	
					S	72,100	93,748	-	-	-	165,849	
					T	1,442,009	1,874,961	-	-	-	3,316,970	
				ROW	F	-	-	-	-	-	-	
					TC	-	-	-	-	-	-	
					S	-	-	-	-	-	-	
					T	-	-	-	-	-	-	
Construction	F	-	-	-	-	-	-					
	TC	-	-	-	-	-	-					
	S	-	-	-	-	-	-					
	T	-	-	-	-	-	-					
Total Estimated Project Cost					1,442,009	1,874,961	-	-	-	3,316,970		
34	AC-992478 B009924078 ZP-20	Bridge Inventory System NBIS (34) (2019)	Islandwide	NEPA	F	-	-	-	-	-	-	
					TC	-	-	-	-	-	-	
					S	-	-	-	-	-	-	
					T	-	-	-	-	-	-	
				Pre-Engineering	F	-	-	-	-	-	-	
					TC	-	-	-	-	-	-	
					S	-	-	-	-	-	-	
					T	-	-	-	-	-	-	
				Design	F	-	-	1,432,913	-	-	1,432,913	
					TC	-	-	358,228	-	-	358,228	
					S	-	-	-	-	-	-	
					T	-	1,791,141	-	-	-	1,791,141	
				ROW	F	-	-	-	-	-	-	
					TC	-	-	-	-	-	-	
					S	-	-	-	-	-	-	
					T	-	-	-	-	-	-	
Construction	F	-	-	-	-	-	-					
	TC	-	-	-	-	-	-					
	S	-	-	-	-	-	-					
	T	-	-	-	-	-	-					
Total Estimated Project Cost					-	-	1,791,141	-	-	1,791,141		

*Fund Reconciliation for each project can be found on pages FHWA-3 thru FHWA-6
**Retroactive TC will be used for projects currently under construction.

GOVERNMENT OF PUERTO RICO
PUERTO RICO DEPARTMENT OF TRANSPORTATION AND PUBLIC WORKS
PUERTO RICO HIGHWAY AND TRANSPORTATION AUTHORITY
TRANSPORTATION IMPROVEMENT PROGRAM
FISCAL YEARS 2017-2020**
AMENDMENT # 3

Legend:
F - Federal Funds
TC - Toll Credits Funds
S - State /Local Funds
T - Total Funds

Núm.	AC-Code / Oracle # / Fed # / Program Code	Description	Town	Phase	Fed. Past Obligations / Locally Funded	TIP Fiscal Year				Future Investment	Total Est. Cost	Remarks		
						2017	2018	2019	2020					
35	AC-992479 B009924079 ZP-20	Bridge Inventory System NBIS (35) (2020)	Islandwide	NEPA	F	-	-	-	-	-	-	-		
					TC	-	-	-	-	-	-	-		
					S	-	-	-	-	-	-	-		
					T						-			
				Pre-Engineering	F	-	-	-	-	-	-	-		
					TC	-	-	-	-	-	-	-		
					S	-	-	-	-	-	-	-		
					T						-			
				Design	F	-	-	-	1,400,000	-	-	1,400,000		
					TC	-	-	-	350,000	-	-	350,000		
					S	-	-	-	-	-	-	-		
					T				1,750,000			1,750,000		
				ROW	F	-	-	-	-	-	-	-		
					TC	-	-	-	-	-	-	-		
S	-	-	-		-	-	-	-						
T							-							
Construction	F	-	-	-	-	-	-	-						
	TC	-	-	-	-	-	-	-						
	S	-	-	-	-	-	-	-						
	T						-							
Total Estimated Project Cost						-	-	-	1,750,000	-	-	1,750,000		
36	AC-TBD ZP-20	Bridge Inventory System NBIS (36) (2021)	Islandwide	NEPA	F	-	-	-	-	-	-	-		
					TC	-	-	-	-	-	-	-		
					S	-	-	-	-	-	-	-		
					T						-			
				Pre-Engineering	F	-	-	-	-	-	-	-		
					TC	-	-	-	-	-	-	-		
					S	-	-	-	-	-	-	-		
					T						-			
				Design	F	-	-	-	-	1,600,000	-	1,600,000		
					TC	-	-	-	-	400,000	-	400,000		
					S	-	-	-	-	-	-	-		
					T					2,000,000		2,000,000		
				ROW	F	-	-	-	-	-	-	-		
					TC	-	-	-	-	-	-	-		
S	-	-	-		-	-	-	-						
T							-							
Construction	F	-	-	-	-	-	-	-						
	TC	-	-	-	-	-	-	-						
	S	-	-	-	-	-	-	-						
	T						-							
Total Estimated Project Cost						-	-	-	-	2,000,000	-	-	2,000,000	

*Fund Reconciliation for each project can be found on pages FHWA-3 thru FHWA-6
**Retroactive TC will be used for projects currently under construction.

GOVERNMENT OF PUERTO RICO
PUERTO RICO DEPARTMENT OF TRANSPORTATION AND PUBLIC WORKS
PUERTO RICO HIGHWAY AND TRANSPORTATION AUTHORITY
TRANSPORTATION IMPROVEMENT PROGRAM
FISCAL YEARS 2017-2020**
AMENDMENT # 3

Legend:
F - Federal Funds
TC - Toll Credits Funds
S - State /Local Funds
T - Total Funds

Núm.	AC-Code / Oracle # / Fed # / Program Code	Description	Town	Phase	Fed. Past Obligations / Locally Funded	TIP Fiscal Year				Future Investment	Total Est. Cost	Remarks		
						2017	2018	2019	2020					
37	AC-990133 L009900133 ZP-52(47) ZP-10, ZP-20, ZP-30	Intelligent Transportation System (ITS) (2017) Reversible Lane Barrier Operation PR-18 and PR-52	Islandwide	NEPA	F	-	-	-	-	-	-	-	Project Obligated in FY 2017	
					TC	-	-	-	-	-	-	-		
					S	-	-	-	-	-	-	-		
					T	-	-	-	-	-	-	-		
				Pre-Engineering	F	-	-	-	-	-	-	-		-
					TC	-	-	-	-	-	-	-		-
					S	-	-	-	-	-	-	-		-
					T	-	-	-	-	-	-	-		-
				Design	F	-	-	-	-	-	-	-		-
					TC	-	-	-	-	-	-	-		-
					S	-	-	-	-	-	-	-		-
					T	-	-	-	-	-	-	-		-
				ROW	F	-	-	-	-	-	-	-		-
					TC	-	-	-	-	-	-	-		-
					S	-	-	-	-	-	-	-		-
					T	-	-	-	-	-	-	-		-
Construction	F	-	720,000	-	-	-	-	-	720,000					
	TC	-	180,000	-	-	-	-	-	180,000					
	S	-	-	-	-	-	-	-	-					
	T	-	900,000	-	-	-	-	-	900,000					
Total Estimated Project Cost						-	900,000	-	-	-	-	900,000		
38	AC-990146 L009900146 ZP-10, ZP-20, ZP-30	Intelligent Transportaton System (ITS) (2018)	Islandwide	NEPA	F	-	-	-	-	-	-	-	Please See Appendix D for Project List	
					TC	-	-	-	-	-	-	-		-
					S	-	-	-	-	-	-	-		-
					T	-	-	-	-	-	-	-		-
				Pre-Engineering	F	-	-	-	-	-	-	-		-
					TC	-	-	-	-	-	-	-		-
					S	-	-	-	-	-	-	-		-
					T	-	-	-	-	-	-	-		-
				Design	F	-	-	-	-	-	-	-		-
					TC	-	-	-	-	-	-	-		-
					S	-	-	-	-	-	-	-		-
					T	-	-	-	-	-	-	-		-
				ROW	F	-	-	-	-	-	-	-		-
					TC	-	-	-	-	-	-	-		-
					S	-	-	-	-	-	-	-		-
					T	-	-	-	-	-	-	-		-
Construction	F	-	-	1,805,000	-	-	-	-	1,805,000					
	TC	-	-	451,250	-	-	-	-	451,250					
	S	-	-	118,750	-	-	-	-	118,750					
	T	-	-	2,375,000	-	-	-	-	2,375,000					
Total Estimated Project Cost						-	-	2,375,000	-	-	-	2,375,000		

*Fund Reconciliation for each project can be found on pages FHWA-3 thru FHWA-6
**Retroactive TC will be used for projects currently under construction.

GOVERNMENT OF PUERTO RICO
PUERTO RICO DEPARTMENT OF TRANSPORTATION AND PUBLIC WORKS
PUERTO RICO HIGHWAY AND TRANSPORTATION AUTHORITY
TRANSPORTATION IMPROVEMENT PROGRAM
FISCAL YEARS 2017-2020**
AMENDMENT # 3

Legend:
F - Federal Funds
TC - Toll Credits Funds
S - State /Local Funds
T - Total Funds

Núm.	AC-Code / Oracle # / Fed # / Program Code	Description	Town	Phase	Fed. Past Obligations / Locally Funded	TIP Fiscal Year				Future Investment	Total Est. Cost	Remarks		
						2017	2018	2019	2020					
39	AC-990153 L009900153 ZP-10, ZP-20, ZP-30	Intelligent Transportation System (ITS) (2019)	Islandwide	NEPA	F	-	-	-	-	-	-	-		
					TC	-	-	-	-	-	-	-		
					S	-	-	-	-	-	-	-		
					T	-	-	-	-	-	-	-		
				Pre-Engineering	F	-	-	-	-	-	-	-	-	
					TC	-	-	-	-	-	-	-	-	
					S	-	-	-	-	-	-	-	-	
					T	-	-	-	-	-	-	-	-	
				Design	F	-	-	-	-	-	-	-	-	
					TC	-	-	-	-	-	-	-	-	
					S	-	-	-	-	-	-	-	-	
					T	-	-	-	-	-	-	-	-	
ROW	F	-	-	-	-	-	-	-	-					
	TC	-	-	-	-	-	-	-	-					
	S	-	-	-	-	-	-	-	-					
	T	-	-	-	-	-	-	-	-					
Construction	F	-	-	-	2,584,000	-	-	2,584,000	-	2,584,000	Please See Appendix D for Project List			
	TC	-	-	-	646,000	-	-	646,000	-	646,000				
	S	-	-	-	170,000	-	-	170,000	-	170,000				
	T	-	-	-	3,400,000	-	-	3,400,000	-	3,400,000				
Total Estimated Project Cost						-	-	3,400,000	-	-	3,400,000			
40	AC-990156 L009900156 ZP-10, ZP-20, ZP-30	Intelligent Transportation System (ITS) (2020)	Islandwide	NEPA	F	-	-	-	-	-	-	-		
					TC	-	-	-	-	-	-	-	-	
					S	-	-	-	-	-	-	-	-	
					T	-	-	-	-	-	-	-	-	
				Pre-Engineering	F	-	-	-	-	-	-	-	-	
					TC	-	-	-	-	-	-	-	-	
					S	-	-	-	-	-	-	-	-	
					T	-	-	-	-	-	-	-	-	
				Design	F	-	-	-	-	-	-	-	-	
					TC	-	-	-	-	-	-	-	-	
					S	-	-	-	-	-	-	-	-	
					T	-	-	-	-	-	-	-	-	
ROW	F	-	-	-	-	-	-	-	-					
	TC	-	-	-	-	-	-	-	-					
	S	-	-	-	-	-	-	-	-					
	T	-	-	-	-	-	-	-	-					
Construction	F	-	-	-	-	4,360,000	-	4,360,000	-	4,360,000	Please See Appendix D for Project List			
	TC	-	-	-	-	1,090,000	-	1,090,000	-	1,090,000				
	S	-	-	-	-	286,842	-	286,842	-	286,842				
	T	-	-	-	-	5,736,842	-	5,736,842	-	5,736,842				
Total Estimated Project Cost						-	-	5,736,842	-	-	5,736,842			

*Fund Reconciliation for each project can be found on pages FHWA-3 thru FHWA-6
**Retroactive TC will be used for projects currently under construction.

GOVERNMENT OF PUERTO RICO
PUERTO RICO DEPARTMENT OF TRANSPORTATION AND PUBLIC WORKS
PUERTO RICO HIGHWAY AND TRANSPORTATION AUTHORITY
TRANSPORTATION IMPROVEMENT PROGRAM
FISCAL YEARS 2017-2020**
AMENDMENT # 3

Legend:
F - Federal Funds
TC - Toll Credits Funds
S - State /Local Funds
T - Total Funds

Núm.	AC-Code / Oracle # / Fed # / Program Code	Description	Town	Phase	Fed. Past Obligations / Locally Funded	TIP Fiscal Year				Future Investment	Total Est. Cost	Remarks					
						2017	2018	2019	2020								
41	AC-990135 L009900135 ZP-52(51), 52(52) ZP-20(8), 152(9) ZP-152(10) ZP-10, ZP-20, ZP-30	Islandwide Roadwide Traffic Signals, Pavement Marking, Signing and Geometric Safety Improvements Projects (2017)	Islandwide	NEPA	F	-	-	-	-	-	-						
					TC	-	-	-	-	-	-						
					S	-	-	-	-	-	-						
					T	-	-	-	-	-	-						
		PR-52, from km 49 to km 52.3, Salinas - \$3,424,227		Pre-Engineering	F	-	-	-	-	-	-	-					
					TC	-	-	-	-	-	-	-					
					S	-	-	-	-	-	-	-					
					T	-	-	-	-	-	-	-					
		PR-52, from km 55.3 to km 61, Salinas - \$3,676,500		Design	F	-	-	-	-	-	-	-	Please See Appendix B for Project List				
					TC	-	-	-	-	-	-	-					
					S	-	-	-	-	-	-	-					
					T	-	-	-	-	-	-	-					
		PR-20 from km 0 to km 10, Guaynabo - \$16,976,051		ROW	F	-	-	-	-	-	-	-					
					TC	-	-	-	-	-	-	-					
S	-				-	-	-	-	-	-							
T	-				-	-	-	-	-	-							
PR-152 from km 0 to km 11.5, Barranquitas - Naranjito - \$1,980,001		Construction	F	-	-	-	-	-	-	-	Originally Programmed in the amount of \$21,475,000. Obligated in FY 2017 with \$27,431,780						
			TC	-	-	-	-	-	-	-							
			S	-	-	-	-	-	-	-							
			T	-	-	-	-	-	-	-							
PR152 km 13.65 to km 20.5, Barranquitas - Naranjito - \$1,375,001		Construction	F	-	22,014,003	-	-	-	-	-	22,014,003						
			TC	-	5,417,777	-	-	-	-	-	5,417,777						
			S	-	-	-	-	-	-	-	-						
			T	-	-	-	-	-	-	-	-						
Total Estimated Project Cost						-	27,431,780	-	-	-	-	27,431,780					
42	AC-990145 L009900145 ZP-10, ZP-20, ZP-30	Islandwide Roadwide Traffic Signals, Pavement Marking, Signing and Geometric Safety Improvements Projects (2018)	Islandwide	NEPA	F	-	-	-	-	-	-	-					
					TC	-	-	-	-	-	-	-	-				
					S	-	-	-	-	-	-	-	-				
					T	-	-	-	-	-	-	-	-				
						Pre-Engineering	F	-	-	-	-	-	-	-	-		
							TC	-	-	-	-	-	-	-	-		
							S	-	-	-	-	-	-	-	-		
							T	-	-	-	-	-	-	-	-		
						Design	F	-	-	-	-	-	-	-	-	Please See Appendix B for Project List	
							TC	-	-	-	-	-	-	-	-		
							S	-	-	-	-	-	-	-	-		
							T	-	-	-	-	-	-	-	-		
						ROW	F	-	-	-	-	-	-	-	-	Change in Budget from \$18,545,280 to \$6,459,210	
							TC	-	-	-	-	-	-	-	-		
S	-	-	-				-	-	-	-	-						
T	-	-	-				-	-	-	-	-						
		Construction	F	-	-	5,167,368	-	-	-	-	5,167,368	Advance Construction Funds of \$4,433,270.05 were utilized for Fiscal Year 2017					
			TC	-	-	1,291,842	-	-	-	-	1,291,842						
			S	-	-	-	-	-	-	-	-						
			T	-	-	6,459,210	-	-	-	-	6,459,210						
Total Estimated Project Cost						-	-	6,459,210	-	-	-	6,459,210					

*Fund Reconciliation for each project can be found on pages FHWA-3 thru FHWA-6
**Retroactive TC will be used for projects currently under construction.

GOVERNMENT OF PUERTO RICO
PUERTO RICO DEPARTMENT OF TRANSPORTATION AND PUBLIC WORKS
PUERTO RICO HIGHWAY AND TRANSPORTATION AUTHORITY
TRANSPORTATION IMPROVEMENT PROGRAM
FISCAL YEARS 2017-2020**
AMENDMENT # 3

Legend:
F - Federal Funds
TC - Toll Credits Funds
S - State /Local Funds
T - Total Funds

Núm.	AC-Code / Oracle # / Fed # / Program Code	Description	Town	Phase	Fed. Past Obligations / Locally Funded	TIP Fiscal Year				Future Investment	Total Est. Cost	Remarks			
						2017	2018	2019	2020						
43	AC-800514 L009999514 ZP-10, ZP-20, ZP-30	Islandwide Roadwide Traffic Signals, Pavement Marking, Signing and Geometric Safety Improvements Projects (2019)	Islandwide	NEPA	F	-	-	-	-	-	-	-			
					TC	-	-	-	-	-	-	-			
					S	-	-	-	-	-	-	-			
					T	-	-	-	-	-	-	-			
				Pre-Engineering	F	-	-	-	-	-	-	-	-	-	
					TC	-	-	-	-	-	-	-	-	-	
					S	-	-	-	-	-	-	-	-	-	
					T	-	-	-	-	-	-	-	-	-	
				Design	F	-	-	-	-	-	-	-	-	-	
					TC	-	-	-	-	-	-	-	-	-	
					S	-	-	-	-	-	-	-	-	-	
					T	-	-	-	-	-	-	-	-	-	
				ROW	F	-	-	-	-	-	-	-	-	-	Please See Appendix B for Project List
					TC	-	-	-	-	-	-	-	-	-	
S	-	-	-		-	-	-	-	-	-					
T	-	-	-		-	-	-	-	-	-					
Construction	F	-	-	-	10,015,747	-	-	-	10,015,747	10,015,747	Change in Budget from \$23,800,000 to \$12,519,684				
	TC	-	-	-	2,503,937	-	-	-	2,503,937	2,503,937					
	S	-	-	-	-	-	-	-	-	-					
	T	-	-	-	12,519,684	-	-	-	12,519,684	12,519,684					
Total Estimated Project Cost						-	-	12,519,684	-	-	12,519,684				
44	AC-800521 L009999521 ZP-10, ZP-20, ZP-30	Islandwide Roadwide Traffic Signals, Pavement Marking, Signing and Geometric Safety Improvements Projects (2020)	Islandwide	NEPA	F	-	-	-	-	-	-	-			
					TC	-	-	-	-	-	-	-	-	-	
					S	-	-	-	-	-	-	-	-	-	
					T	-	-	-	-	-	-	-	-	-	
				Pre-Engineering	F	-	-	-	-	-	-	-	-	-	
					TC	-	-	-	-	-	-	-	-	-	
					S	-	-	-	-	-	-	-	-	-	
					T	-	-	-	-	-	-	-	-	-	
				Design	F	-	-	-	-	-	-	-	-	-	
					TC	-	-	-	-	-	-	-	-	-	
					S	-	-	-	-	-	-	-	-	-	
					T	-	-	-	-	-	-	-	-	-	
				ROW	F	-	-	-	-	-	-	-	-	-	Please See Appendix B for Project List
					TC	-	-	-	-	-	-	-	-	-	
S	-	-	-		-	-	-	-	-	-					
T	-	-	-		-	-	-	-	-	-					
Construction	F	-	-	-	-	19,958,698	-	-	19,958,698	19,958,698	Change in Budget from \$25,307,116 to \$24,948,372				
	TC	-	-	-	-	4,989,674	-	-	4,989,674	4,989,674					
	S	-	-	-	-	-	-	-	-	-					
	T	-	-	-	-	24,948,372	-	-	24,948,372	24,948,372					
Total Estimated Project Cost						-	-	24,948,372	-	-	24,948,372				

*Fund Reconciliation for each project can be found on pages FHWA-3 thru FHWA-6
**Retroactive TC will be used for projects currently under construction.

GOVERNMENT OF PUERTO RICO
PUERTO RICO DEPARTMENT OF TRANSPORTATION AND PUBLIC WORKS
PUERTO RICO HIGHWAY AND TRANSPORTATION AUTHORITY
TRANSPORTATION IMPROVEMENT PROGRAM
FISCAL YEARS 2017-2020**
AMENDMENT # 3

Legend:
F - Federal Funds
TC - Toll Credits Funds
S - State /Local Funds
T - Total Funds

Núm.	AC-Code / Oracle # / Fed # / Program Code	Description	Town	Phase	Fed. Past Obligations / Locally Funded	TIP Fiscal Year				Future Investment	Total Est. Cost	Remarks		
						2017	2018	2019	2020					
45	AC-800492 L009999492 ZP-10, ZP-20, ZP-30	Implementation of Strategic Highway Safety Plan (2017)	Islandwide	NEPA	F	-	-	-	-	-	-	-		
					TC	-	-	-	-	-	-	-		
					S	-	-	-	-	-	-	-		
					T	-	-	-	-	-	-	-		
				Pre-Engineering	F	-	-	-	-	-	-	-	-	
					TC	-	-	-	-	-	-	-	-	
					S	-	-	-	-	-	-	-	-	
					T	-	-	-	-	-	-	-	-	
				Design	F	-	-	-	-	-	-	-	-	
					TC	-	-	-	-	-	-	-	-	
					S	-	-	-	-	-	-	-	-	
					T	-	-	-	-	-	-	-	-	
ROW	F	-	-	-	-	-	-	-	-					
	TC	-	-	-	-	-	-	-	-					
	S	-	-	-	-	-	-	-	-					
	T	-	-	-	-	-	-	-	-					
Construction	F	-	-	-	-	-	-	-	-	Projects were not ready on time for obligation				
	TC	-	-	-	-	-	-	-	-					
	S	-	-	-	-	-	-	-	-					
	T	-	-	-	-	-	-	-	-					
Total Estimated Project Cost						-	-	-	-	-	-			
46	AC-800493 L009999493 ZP-10, ZP-20, ZP-30	Implementation of Strategic Highway Safety Plan (2018)	Islandwide	NEPA	F	-	-	-	-	-	-	-		
					TC	-	-	-	-	-	-	-	-	
					S	-	-	-	-	-	-	-	-	
					T	-	-	-	-	-	-	-	-	
				Pre-Engineering	F	-	-	-	-	-	-	-	-	
					TC	-	-	-	-	-	-	-	-	
					S	-	-	-	-	-	-	-	-	
					T	-	-	-	-	-	-	-	-	
				Design	F	-	-	-	-	-	-	-	-	
					TC	-	-	-	-	-	-	-	-	
					S	-	-	-	-	-	-	-	-	
					T	-	-	-	-	-	-	-	-	
ROW	F	-	-	-	-	-	-	-	-	Please See Appendix B for Project List				
	TC	-	-	-	-	-	-	-	-					
	S	-	-	-	-	-	-	-	-					
	T	-	-	-	-	-	-	-	-					
Construction	F	-	-	2,000,000	-	-	-	2,000,000		Change in Budget from \$3M to \$2.5M				
	TC	-	-	500,000	-	-	-	500,000						
	S	-	-	-	-	-	-	-						
	T	-	-	2,500,000	-	-	-	2,500,000						
Total Estimated Project Cost						-	-	2,500,000	-	-	2,500,000			

*Fund Reconciliation for each project can be found on pages FHWA-3 thru FHWA-6
**Retroactive TC will be used for projects currently under construction.

GOVERNMENT OF PUERTO RICO
PUERTO RICO DEPARTMENT OF TRANSPORTATION AND PUBLIC WORKS
PUERTO RICO HIGHWAY AND TRANSPORTATION AUTHORITY
TRANSPORTATION IMPROVEMENT PROGRAM
FISCAL YEARS 2017-2020**
AMENDMENT # 3

Legend:
F - Federal Funds
TC - Toll Credits Funds
S - State /Local Funds
T - Total Funds

Núm.	AC-Code / Oracle # / Fed # / Program Code	Description	Town	Phase	Fed. Past Obligations / Locally Funded	TIP Fiscal Year				Future Investment	Total Est. Cost	Remarks		
						2017	2018	2019	2020					
47	AC-800515 L009999515 ZP-10, ZP-20, ZP-30	Implementation of Strategic Highway Safety Plan (2019)	Islandwide	NEPA	F	-	-	-	-	-	-	-		
					TC	-	-	-	-	-	-	-		
					S	-	-	-	-	-	-	-		
					T	-	-	-	-	-	-	-		
				Pre-Engineering	F	-	-	-	-	-	-	-	-	
					TC	-	-	-	-	-	-	-	-	
					S	-	-	-	-	-	-	-	-	
					T	-	-	-	-	-	-	-	-	
				Design	F	-	-	-	-	-	-	-	-	
					TC	-	-	-	-	-	-	-	-	
					S	-	-	-	-	-	-	-	-	
					T	-	-	-	-	-	-	-	-	
				ROW	F	-	-	-	-	-	-	-	-	Please See Appendix B for Project List
					TC	-	-	-	-	-	-	-	-	
					S	-	-	-	-	-	-	-	-	
					T	-	-	-	-	-	-	-	-	
Construction	F	-	-	-	4,800,000	-	-	4,800,000	Change in Budget from \$5,780,000 to \$6M					
	TC	-	-	-	1,200,000	-	-	1,200,000						
	S	-	-	-	-	-	-	-						
	T	-	-	-	6,000,000	-	-	6,000,000						
Total Estimated Project Cost						-	-	6,000,000	-	-	6,000,000			
48	AC-800520 L009999520 ZP-10, ZP-20, ZP-30	Implementation of Strategic Highway Safety Plan (2020)	Islandwide	NEPA	F	-	-	-	-	-	-	-		
					TC	-	-	-	-	-	-	-	-	
					S	-	-	-	-	-	-	-	-	
					T	-	-	-	-	-	-	-	-	
				Pre-Engineering	F	-	-	-	-	-	-	-	-	
					TC	-	-	-	-	-	-	-	-	
					S	-	-	-	-	-	-	-	-	
					T	-	-	-	-	-	-	-	-	
				Design	F	-	-	-	-	-	-	-	-	
					TC	-	-	-	-	-	-	-	-	
					S	-	-	-	-	-	-	-	-	
					T	-	-	-	-	-	-	-	-	
				ROW	F	-	-	-	-	-	-	-	-	Please See Appendix B for Project List
					TC	-	-	-	-	-	-	-	-	
					S	-	-	-	-	-	-	-	-	
					T	-	-	-	-	-	-	-	-	
Construction	F	-	-	-	-	3,041,302	-	3,041,302	Change in Budget from \$5,339,200 to \$3,801,628					
	TC	-	-	-	-	760,326	-	760,326						
	S	-	-	-	-	-	-	-						
	T	-	-	-	-	3,801,628	-	3,801,628						
Total Estimated Project Cost						-	-	-	3,801,628	-	3,801,628			

*Fund Reconciliation for each project can be found on pages FHWA-3 thru FHWA-6
**Retroactive TC will be used for projects currently under construction.

GOVERNMENT OF PUERTO RICO
PUERTO RICO DEPARTMENT OF TRANSPORTATION AND PUBLIC WORKS
PUERTO RICO HIGHWAY AND TRANSPORTATION AUTHORITY
TRANSPORTATION IMPROVEMENT PROGRAM
FISCAL YEARS 2017-2020**
AMENDMENT # 3

Legend:
F - Federal Funds
TC - Toll Credits Funds
S - State /Local Funds
T - Total Funds

Núm.	AC-Code / Oracle # / Fed # / Program Code	Description	Town	Phase	Fed. Past Obligations / Locally Funded	TIP Fiscal Year				Future Investment	Total Est. Cost	Remarks		
						2017	2018	2019	2020					
49	AC-990151 L009900151 ZP-40, ZP-50	Highway Safety Improvements - Puerto Rico Section 154 and 164 Penalty (HSIP- Eligible Activities) (2017)	Islandwide	NEPA	F	-	-	-	-	-	-	-		
					TC	-	-	-	-	-	-	-		
					S	-	-	-	-	-	-	-		
				T	-	-	-	-	-	-	-	-		
				Pre-Engineering	F	-	-	-	-	-	-	-	-	
					TC	-	-	-	-	-	-	-	-	
					S	-	-	-	-	-	-	-	-	
				T	-	-	-	-	-	-	-	-		
				Design	F	-	-	-	-	-	-	-	-	
					TC	-	-	-	-	-	-	-	-	
					S	-	-	-	-	-	-	-	-	
				T	-	-	-	-	-	-	-	-		
				ROW	F	-	-	-	-	-	-	-	-	
					TC	-	-	-	-	-	-	-	-	
S	-	-	-		-	-	-	-	-					
T	-	-	-	-	-	-	-	-						
Construction	F	-	-	-	-	-	-	-	-					
	TC	-	-	-	-	-	-	-	-					
	S	-	-	-	-	-	-	-	-	Projects were not ready on time for obligation				
	T	-	-	-	-	-	-	-	-					
Total Estimated Project Cost						-	-	-	-	-	-	-		
50	AC-990152 L009900152 ZP-40, ZP-50	Highway Safety Improvements - Puerto Rico Section 154 and 164 Penalty (HSIP- Eligible Activities) (2018)	Islandwide	NEPA	F	-	-	-	-	-	-	-		
					TC	-	-	-	-	-	-	-	-	
					S	-	-	-	-	-	-	-	-	
				T	-	-	-	-	-	-	-	-	-	
				Pre-Engineering	F	-	-	-	-	-	-	-	-	
					TC	-	-	-	-	-	-	-	-	
					S	-	-	-	-	-	-	-	-	
				T	-	-	-	-	-	-	-	-		
				Design	F	-	-	-	-	-	-	-	-	
					TC	-	-	-	-	-	-	-	-	
					S	-	-	-	-	-	-	-	-	
				T	-	-	-	-	-	-	-	-		
				ROW	F	-	-	-	-	-	-	-	-	
					TC	-	-	-	-	-	-	-	-	
					S	-	-	-	-	-	-	-	-	
				T	-	-	-	-	-	-	-	-		
				Construction	F	-	-	2,888,000	-	-	2,888,000			
					TC	-	-	722,000	-	-	722,000			Please See Appendix B for Project
S	-	-	190,000		-	-	190,000			List				
T	-	-	3,800,000		-	-	3,800,000							
Total Estimated Project Cost						-	-	3,800,000	-	-	3,800,000			

*Fund Reconciliation for each project can be found on pages FHWA-3 thru FHWA-6
**Retroactive TC will be used for projects currently under construction.

GOVERNMENT OF PUERTO RICO
PUERTO RICO DEPARTMENT OF TRANSPORTATION AND PUBLIC WORKS
PUERTO RICO HIGHWAY AND TRANSPORTATION AUTHORITY
TRANSPORTATION IMPROVEMENT PROGRAM
FISCAL YEARS 2017-2020**
AMENDMENT # 3

Legend:
F - Federal Funds
TC - Toll Credits Funds
S - State /Local Funds
T - Total Funds

Núm.	AC-Code / Oracle # / Fed # / Program Code	Description	Town	Phase	Fed. Past Obligations / Locally Funded	TIP Fiscal Year				Future Investment	Total Est. Cost	Remarks			
						2017	2018	2019	2020						
51	AC-990154 L009900154 ZP-40, ZP-50	Highway Safety Improvements - Puerto Rico Section 154 and 164 Penalty (HSIP-Eligible Activities) (2019)	Islandwide	NEPA	F	-	-	-	-	-	-	-			
					TC	-	-	-	-	-	-	-			
					S	-	-	-	-	-	-	-			
					T	-	-	-	-	-	-	-			
				Pre-Engineering	F	-	-	-	-	-	-	-	-	-	
					TC	-	-	-	-	-	-	-	-	-	
					S	-	-	-	-	-	-	-	-	-	
					T	-	-	-	-	-	-	-	-	-	
				Design	F	-	-	-	-	-	-	-	-	-	
					TC	-	-	-	-	-	-	-	-	-	
					S	-	-	-	-	-	-	-	-	-	
					T	-	-	-	-	-	-	-	-	-	
				ROW	F	-	-	-	-	-	-	-	-	-	
					TC	-	-	-	-	-	-	-	-	-	
S	-	-	-		-	-	-	-	-	-					
T	-	-	-		-	-	-	-	-	-					
Construction	F	-	-	-	2,888,000	-	-	2,888,000	-	2,888,000	Please See Appendix B for Project List				
	TC	-	-	-	722,000	-	-	722,000	-	722,000					
	S	-	-	-	190,000	-	-	190,000	-	190,000					
	T	-	-	-	3,800,000	-	-	3,800,000	-	3,800,000					
Total Estimated Project Cost						-	-	-	3,800,000	-	-	3,800,000			
52	AC-990157 L009900157 ZP-40, ZP-50	Highway Safety Improvements - Puerto Rico Section 154 and 164 Penalty (HSIP-Eligible Activities) (2020)	Islandwide	NEPA	F	-	-	-	-	-	-	-			
					TC	-	-	-	-	-	-	-	-	-	
					S	-	-	-	-	-	-	-	-	-	
					T	-	-	-	-	-	-	-	-	-	
				Pre-Engineering	F	-	-	-	-	-	-	-	-	-	
					TC	-	-	-	-	-	-	-	-	-	
					S	-	-	-	-	-	-	-	-	-	
					T	-	-	-	-	-	-	-	-	-	
				Design	F	-	-	-	-	-	-	-	-	-	
					TC	-	-	-	-	-	-	-	-	-	
					S	-	-	-	-	-	-	-	-	-	
					T	-	-	-	-	-	-	-	-	-	
				ROW	F	-	-	-	-	-	-	-	-	-	
					TC	-	-	-	-	-	-	-	-	-	
S	-	-	-		-	-	-	-	-	-					
T	-	-	-		-	-	-	-	-	-					
Construction	F	-	-	-	-	2,888,000	-	2,888,000	-	2,888,000	Please See Appendix B for Project List				
	TC	-	-	-	-	722,000	-	722,000	-	722,000					
	S	-	-	-	-	190,000	-	190,000	-	190,000					
	T	-	-	-	-	3,800,000	-	3,800,000	-	3,800,000					
Total Estimated Project Cost						-	-	-	-	3,800,000	-	-	3,800,000		

*Fund Reconciliation for each project can be found on pages FHWA-3 thru FHWA-6
**Retroactive TC will be used for projects currently under construction.

GOVERNMENT OF PUERTO RICO
PUERTO RICO DEPARTMENT OF TRANSPORTATION AND PUBLIC WORKS
PUERTO RICO HIGHWAY AND TRANSPORTATION AUTHORITY
TRANSPORTATION IMPROVEMENT PROGRAM
FISCAL YEARS 2017-2020**
AMENDMENT # 3

Legend:
F - Federal Funds
TC - Toll Credits Funds
S - State /Local Funds
T - Total Funds

Núm.	AC-Code / Oracle # / Fed # / Program Code	Description	Town	Phase	Fed. Past Obligations / Locally Funded	TIP Fiscal Year				Future Investment	Total Est. Cost	Remarks				
						2017	2018	2019	2020							
53	AC-800480 L009999480 ZP-10, ZP-20	Technical Studies NEPA San Lorenzo Bypass from PR-181 Int. PR-183 to PR-181 Int. PR-9912 (AC-918101)	Islandwide	NEPA	F	-	381,464	-	-	-	-	381,464	Originally Programmed in the amount of \$375K. Obligated in FY 2017 in the amount of \$478,149			
					TC	-	93,881	-	-	-	93,881					
					S	-	2,805	-	-	-	2,805					
					T	-	478,149	-	-	-	478,149					
				Pre-Engineering	F	-	-	-	-	-	-	-	-	-	-	
					TC	-	-	-	-	-	-	-	-	-		
					S	-	-	-	-	-	-	-	-	-		
					T	-	-	-	-	-	-	-	-	-		
				Design	F	-	-	-	-	-	-	-	-	-	-	
					TC	-	-	-	-	-	-	-	-	-		
					S	-	-	-	-	-	-	-	-	-		
					T	-	-	-	-	-	-	-	-	-		
				ROW	F	-	-	-	-	-	-	-	-	-	-	
					TC	-	-	-	-	-	-	-	-	-		
					S	-	-	-	-	-	-	-	-	-		
					T	-	-	-	-	-	-	-	-	-		
				Construction	F	-	-	-	-	-	-	-	-	-	-	
					TC	-	-	-	-	-	-	-	-	-		
					S	-	-	-	-	-	-	-	-	-		
					T	-	-	-	-	-	-	-	-	-		
Total Estimated Project Cost						-	478,149	-	-	-	478,149					
Islandwide Total						44,914,673	92,398,074	106,170,699	77,850,753	107,478,198	-	428,812,397				
54	AC-TBD	Toll Credits to be used for Change Orders and Extra Work Orders - Availability of funds provided by the Deobligation of Projects	Islandwide	NEPA	F	-	-	-	-	-	-	-				
					TC	-	500,000	500,000	500,000	500,000	500,000	2,500,000				
					S	-	-	-	-	-	-	-				
					T	-	500,000	500,000	500,000	500,000	500,000	2,500,000				
				Pre-Engineering	F	-	-	-	-	-	-	-	-	-		
					TC	-	500,000	500,000	500,000	500,000	500,000	2,500,000				
					S	-	-	-	-	-	-	-				
					T	-	500,000	500,000	500,000	500,000	500,000	2,500,000				
				Design	F	-	-	-	-	-	-	-	-	-		
					TC	-	500,000	500,000	500,000	500,000	500,000	2,500,000				
					S	-	-	-	-	-	-	-				
					T	-	500,000	500,000	500,000	500,000	500,000	2,500,000				
				ROW	F	-	-	-	-	-	-	-	-	-		
					TC	-	500,000	500,000	500,000	500,000	500,000	2,500,000				
					S	-	-	-	-	-	-	-				
					T	-	500,000	500,000	500,000	500,000	500,000	2,500,000				
				Construction	F	-	-	-	-	-	-	-	-	-		
					TC	-	6,000,000	6,000,000	6,000,000	6,000,000	6,000,000	30,000,000				
					S	-	-	-	-	-	-	-				
					T	-	6,000,000	6,000,000	6,000,000	6,000,000	6,000,000	30,000,000				
Total Estimated Project Cost						-	8,000,000	8,000,000	8,000,000	8,000,000	8,000,000	40,000,000				

*Fund Reconciliation for each project can be found on pages FHWA-3 thru FHWA-6
**Retroactive TC will be used for projects currently under construction.

GOVERNMENT OF PUERTO RICO
PUERTO RICO DEPARTMENT OF TRANSPORTATION AND PUBLIC WORKS
PUERTO RICO HIGHWAY AND TRANSPORTATION AUTHORITY
TRANSPORTATION IMPROVEMENT PROGRAM
FISCAL YEARS 2017-2020**
ISLANDWIDE EMERGENCY RELIEF PROJECTS - STORM OTTO

Legend:
F - Federal Funds
TC - Toll Credits Funds
S - State /Local Funds
T - Total Funds

AC-Code / Oracle		Description	Town	Phase	Fed. Past Obligations / Locally Funded	TIP Fiscal Year				Future Investment	Total Est. Cost	Remarks
Núm.	# / Fed # / Program Code					2017	2018	2019	2020			
ISLANDWIDE EMERGENCY RELIEF PROJECTS - STORM OTTO												
1	AC-065606 R00065606 ER-656(2) ER-80	Reconstruction of PR-656 km. 2.3	Arecibo	NEPA	F	-	-	-	-	-	-	-
					TC	-	-	-	-	-	-	-
					S	-	-	-	-	-	-	-
					T						-	
				Pre-Engineering	F	-	-	-	-	-	-	-
					TC	-	-	-	-	-	-	-
					S	-	-	-	-	-	-	-
					T						-	
				Design	F	-	-	-	-	-	-	-
					TC	-	-	-	-	-	-	-
					S	-	-	-	-	-	-	-
					T						-	
				ROW	F	381,391	-	-	-	-	-	381,391
					TC		-	-	-	-	-	-
					S	93,863	-	-	-	-	-	93,863
					T	475,254						475,254
				Construction	F	2,608,056		915,805	-	-	-	3,523,861
					TC				-	-	-	-
					S	620,995		990,822	-	-	-	1,611,817
					T	3,229,051		1,751,775	-	-	-	4,980,826
Total Estimated Project Cost					3,704,305	-	1,751,775	-	-	-	5,456,080	

GOVERNMENT OF PUERTO RICO
PUERTO RICO DEPARTMENT OF TRANSPORTATION AND PUBLIC WORKS
PUERTO RICO HIGHWAY AND TRANSPORTATION AUTHORITY
TRANSPORTATION IMPROVEMENT PROGRAM
FISCAL YEARS 2017-2020**
ISLANDWIDE EMERGENCY RELIEF PROJECT - HEAVY RAINS OF MARCH 2012

Legend:
F - Federal Funds
TC - Toll Credits Funds
S - State /Local Funds
T - Total Funds

AC-Code / Oracle		Description	Town	Phase	Fed. Past Obligations / Locally Funded	TIP Fiscal Year				Future Investment	Total Est. Cost	Remarks		
Núm.	# / Fed # / Program Code					2017	2018	2019	2020					
ISLANDWIDE EMERGENCY RELIEF PROJECT - HEAVY RAINS OF MARCH 2012														
1	AC-100081 R000010181 ER-10(72) ER-90	Reconstruction of PR-10, kms. 59.4, 60.4, 60.9, 61.1	Utuado	NEPA	F	-	-	-	-	-	-	-	The \$3,189,871.20 available in the ER-90 fund will be used. Additional funds of \$7,458,859 is programmed in the STIP for FY 2018.	
					TC	-	-	-	-	-	-	-		
					S	-	-	-	-	-	-	-		
					T							-		
				Pre-Engineering	F	-	-	-	-	-	-	-		-
					TC	-	-	-	-	-	-	-		-
					S	-	-	-	-	-	-	-		-
					T							-		
				Design	F	516,730	-	-	-	-	-	516,730		
					TC	-	-	-	-	-	-	-		
					S	164,080	-	-	-	-	-	164,080		
					T	680,810						680,810		
				ROW	F	-	160,000	-	-	-	-	160,000		
					TC	-	-	-	-	-	-	-		
					S	-	40,000	-	-	-	-	40,000		
					T		200,000					200,000		
				Construction	F	-	-	8,518,984	-	-	-	8,518,984		
					TC	-	-	-	-	-	-	-		
					S	-	-	2,129,746	-	-	-	2,129,746		
					T	-		10,648,730				10,648,730		
Total Estimated Project Cost					680,810	200,000	10,648,730	-	-	-	11,529,540			
2	AC-111131 R000111131 ER-111(29) ER-90	Reconstruction of PR-111, Kms. 4.0, 4.2	Utuado	NEPA	F	-	-	-	-	-	-	-		
					TC	-	-	-	-	-	-	-		-
					S	-	-	-	-	-	-	-		-
					T							-		
				Pre-Engineering	F	163,666	-	-	-	-	-	163,666		
					TC	40,917	-	-	-	-	-	40,917		
					S	-	-	-	-	-	-	-		
					T	204,583						204,583		
				Design	F	-	-	-	-	-	-	-		
					TC	-	-	-	-	-	-	-		
					S	-	-	-	-	-	-	-		
					T							-		
				ROW	F	646	-	-	-	-	-	646		
					TC	162	-	-	-	-	-	162		
					S	-	-	-	-	-	-	-		
					T	808		-				808		
				Construction	F	-	1,834,507	-	-	-	-	1,834,507		
					TC	-	-	-	-	-	-	-		
					S	-	451,483	-	-	-	-	451,483		
					T		2,285,990					2,285,990		
Total Estimated Project Cost					205,391	2,285,990	-	-	-	2,491,381				

GOVERNMENT OF PUERTO RICO
PUERTO RICO DEPARTMENT OF TRANSPORTATION AND PUBLIC WORKS
PUERTO RICO HIGHWAY AND TRANSPORTATION AUTHORITY
TRANSPORTATION IMPROVEMENT PROGRAM
FISCAL YEARS 2017-2020**
ISLANDWIDE EMERGENCY RELIEF PROJECT - HEAVY RAINS OF MARCH 2012

Legend:
F - Federal Funds
TC - Toll Credits Funds
S - State /Local Funds
T - Total Funds

Núm.	AC-Code / Oracle # / Fed # / Program Code	Description	Town	Phase	Fed. Past Obligations / Locally Funded	TIP Fiscal Year				Future Investment	Total Est. Cost	Remarks	
						2017	2018	2019	2020				
3	AC-111133 R000111133 ER-90	Reconstruction PR-111 kms. 10.8, 5.7, 12.5	Utuado	NEPA	F	-	-	-	-	-	-	-	
					TC	-	-	-	-	-	-	-	
					S	-	-	-	-	-	-	-	
					T							-	
				Pre-Engineering	F	-	-	-	-	-	-	-	
					TC	-	-	-	-	-	-	-	
					S	-	-	-	-	-	-	-	
					T							-	
				Design	F	-	-	-	-	-	-	-	
					TC	-	-	-	-	-	-	-	
					S	-	-	-	-	-	-	-	
					T							-	
				ROW	F	-		20,000	-	-	-	-	20,000
					TC	-			-	-	-	-	-
					S	-		5,000	-	-	-	-	5,000
					T			25,000					25,000
				Construction	F	-	-	579,405	-	-	-	-	579,405
					TC	-	-		-	-	-	-	-
					S	-	-	142,595	-	-	-	-	142,595
					T			722,000					722,000
Total Estimated Project Cost						-	-	747,000	-	-	-	747,000	

GOVERNMENT OF PUERTO RICO
PUERTO RICO DEPARTMENT OF TRANSPORTATION AND PUBLIC WORKS
PUERTO RICO HIGHWAY AND TRANSPORTATION AUTHORITY
TRANSPORTATION IMPROVEMENT PROGRAM
FISCAL YEARS 2017-2020**
EARMARK SECTION 1934

Legend:
F - Federal Funds
TC - Toll Credits Funds
S - State /Local Funds
T - Total Funds

AC-Code / Oracle		Description	Town	Phase	Fed. Past Obligations / Locally Funded	TIP Fiscal Year				Future Investment	Total Est. Cost	Remarks		
Núm.	# / Fed # / Program Code					2017	2018	2019	2020					
EARMARK SECTION 1934														
1	AC-111123 S000111123 EARMARK 9999(133)	PREVIOUSLY - Widening of PR-111, from PR-444 to PR-423	Moca	NEPA	F	-	-	-	-	-	-	-		
					TC	-	-	-	-	-	-	-		
					S	-	-	-	-	-	-	-		
					T							-		
				Pre-Engineering	F	-	-	-	-	-	-	-	-	
					TC	-	-	-	-	-	-	-	-	
					S	-	-	-	-	-	-	-	-	
					T							-		
				Design	F	-	-	-	-	-	-	-	-	
					TC	-	-	-	-	-	-	-	-	Design will be completed in-house
					S	-	-	-	-	-	-	-	-	
					T							-		
				ROW	F	-	-	-	-	-	-	-	-	
					TC	-	-	-	-	-	-	-	-	
					S	-	-	-	-	-	-	-	-	
					T							-		
				Construction	F	-	-	4,570,676	-	-	-	4,570,676		
					TC	-	-	1,142,669	-	-	-	1,142,669		
					S	-	-	300,702	-	-	-	300,702		Please note Project Modification
					T			6,014,048				6,014,048		
Total Estimated Project Cost						-	-	6,014,048	-	-	-	6,014,048		
2	AC-992201 Y009922001 EARMARK 9999(129)	PREVIOUSLY - Construction of Four lanes Connector PR-9922, From PR- 9939 to PR-183	Las Piedras	NEPA	F	-	-	-	-	-	-	-		
					TC	-	-	-	-	-	-	-	-	
					S	-	-	-	-	-	-	-	-	
					T							-		
				Pre-Engineering	F	-	-	-	-	-	-	-	-	
					TC	-	-	-	-	-	-	-	-	
					S	-	-	-	-	-	-	-	-	
					T							-		
				Design	F	-	-	-	-	-	-	-	-	
					TC	-	-	-	-	-	-	-	-	Design will be completed in-house
					S	-	-	-	-	-	-	-	-	
					T							-		
				ROW	F	-	-	-	-	-	-	-	-	
					TC	-	-	-	-	-	-	-	-	
					S	-	-	-	-	-	-	-	-	
					T							-		
				Construction	F	-	-	1,485,470	-	-	-	1,485,470		
					TC	-	-	371,368	-	-	-	371,368		
					S	-	-	97,728	-	-	-	97,728		Please note Project Modification
					T			1,954,566				1,954,566		
Total Estimated Project Cost						-	-	1,954,566	-	-	-	1,954,566		

GOVERNMENT OF PUERTO RICO
PUERTO RICO DEPARTMENT OF TRANSPORTATION AND PUBLIC WORKS
PUERTO RICO HIGHWAY AND TRANSPORTATION AUTHORITY
TRANSPORTATION IMPROVEMENT PROGRAM
FISCAL YEARS 2017-2020**
EARMARK SECTION 1934

Legend:
F - Federal Funds
TC - Toll Credits Funds
S - State /Local Funds
T - Total Funds

Núm.	AC-Code / Oracle # / Fed # / Program Code	Description	Town	Phase	Fed. Past Obligations / Locally Funded	TIP Fiscal Year				Future Investment	Total Est. Cost	Remarks		
						2017	2018	2019	2020					
3	AC-083503 Y000835003 EARMARK 835(1)	PREVIOUSLY - Construction of Bypass and Widening PR-835	Guaynabo	NEPA	F	-	-	-	-	-	-			
					TC	-	-	-	-	-	-			
					S	-	-	-	-	-	-			
					T						-			
				Pre-Engineering	F	-	-	-	-	-	-	-	-	
					TC	-	-	-	-	-	-	-	-	
					S	-	-	-	-	-	-	-	-	
					T							-		
				Design	F	-	-	-	-	-	-	-	-	
					TC	-	-	-	-	-	-	-	-	
					S	-	-	-	-	-	-	-	-	Design will be completed in-house
					T								-	
				ROW	F	-	-	-	-	-	-	-	-	
					TC	-	-	-	-	-	-	-	-	
					S	-	-	-	-	-	-	-	-	
					T								-	
				Construction	F	-	-	4,570,676	-	-	-	-	4,570,676	
					TC	-	-	1,142,669	-	-	-	-	1,142,669	
					S	-	-	300,702	-	-	-	-	300,702	Please note Project Modification
T			6,014,048		-				6,014,048					
Total Estimated Project Cost						-	-	6,014,048	-	6,014,048				
4	AC-093001 R000930001 QNH30(18) Q920	PREVIOUSLY - Improvements on the PR-30 bewtween PR-203 in Gurabo to the PR-31 in Juncos.	Gurabo	NEPA	F	-	-	-	-	-	-			
					TC	-	-	-	-	-	-	-	-	
					S	-	-	-	-	-	-	-	-	
					T							-		
				Pre-Engineering	F	-	-	-	-	-	-	-	-	
					TC	-	-	-	-	-	-	-	-	
					S	-	-	-	-	-	-	-	-	
					T								-	
				Design	F	-	-	-	-	-	-	-	-	
					TC	-	-	-	-	-	-	-	-	
					S	-	-	-	-	-	-	-	-	Design will be completed in-house
					T								-	
				ROW	F	-	-	-	-	-	-	-	-	
					TC	-	-	-	-	-	-	-	-	
					S	-	-	-	-	-	-	-	-	
					T								-	
				Construction	F	-	-	1,919,268	-	-	-	-	1,919,268	
					TC	-	-	479,817	-	-	-	-	479,817	
					S	-	-	126,268	-	-	-	-	126,268	Please note Project Modification
T			2,525,352						2,525,352					
Total Estimated Project Cost						-	-	2,525,352	-	2,525,352				

GOVERNMENT OF PUERTO RICO
PUERTO RICO DEPARTMENT OF TRANSPORTATION AND PUBLIC WORKS
PUERTO RICO HIGHWAY AND TRANSPORTATION AUTHORITY
TRANSPORTATION IMPROVEMENT PROGRAM
FISCAL YEARS 2017-2020**
EARMARK SECTION 1934

Legend:
F - Federal Funds
TC - Toll Credits Funds
S - State /Local Funds
T - Total Funds

Núm.	AC-Code / Oracle # / Fed # / Program Code	Description	Town	Phase	Fed. Past Obligations / Locally Funded	TIP Fiscal Year				Future Investment	Total Est. Cost	Remarks			
						2017	2018	2019	2020						
5	AC-TBD EARMARK	PREVIOUSLY - Extension of PR-823 between PR-177 and PR-2	Bayamon	NEPA	F	-	-	-	-	-	-	-			
					TC	-	-	-	-	-	-	-			
					S	-	-	-	-	-	-	-			
					T						-				
				Pre-Engineering	F	-	-	-	-	-	-	-	-	-	
					TC	-	-	-	-	-	-	-	-		
					S	-	-	-	-	-	-	-	-		
					T						-				
				Design	F	-	-	-	-	-	-	-	-	-	Design will be completed in-house
					TC	-	-	-	-	-	-	-	-	-	
					S	-	-	-	-	-	-	-	-	-	
					T						-				
		ROW	F	-	-	-	-	-	-	-	-	-			
			TC	-	-	-	-	-	-	-	-	-			
			S	-	-	-	-	-	-	-	-	-			
			T						-						
		Construction	F	-	-	609,779	-	-	-	-	609,779	-	Please note Project Modification		
			TC	-	-	152,445	-	-	-	-	152,445	-			
			S	-	-	40,117	-	-	-	-	40,117	-			
			T			802,341	-				802,341	-			
		Total Estimated Project Cost						-	-	802,341	-	-	-	802,341	
6	AC-010166 L000000166 EARMARK LY-9999(134)	PREVIOUSLY - Recreational Trail	Toa Baja	NEPA	F	-	-	-	-	-	-	-	-		
					TC	-	-	-	-	-	-	-	-		-
					S	-	-	-	-	-	-	-	-		-
					T						-				
				Pre-Engineering	F	-	-	-	-	-	-	-	-	-	
					TC	-	-	-	-	-	-	-	-	-	
					S	-	-	-	-	-	-	-	-	-	
					T						-				
				Design	F	-	-	-	-	-	-	-	-	-	Design will be completed in-house
					TC	-	-	-	-	-	-	-	-	-	
					S	-	-	-	-	-	-	-	-	-	
					T						-				
		ROW	F	-	-	-	-	-	-	-	-	-			
			TC	-	-	-	-	-	-	-	-	-			
			S	-	-	-	-	-	-	-	-	-			
			T						-						
		Construction	F	800,000	-	-	1,017,742	-	-	-	1,817,742	-	Please note Project Modification / Additional Funds Requested for fiscal year 2019		
			TC	200,000	-	-	254,435	-	-	-	454,435	-			
			S		-	-	66,957	-	-	-	66,957	-			
			T	1,000,000			1,339,134				2,339,134	-			
		Total Estimated Project Cost						1,000,000	-	1,339,134	-	-	-	2,339,134	

GOVERNMENT OF PUERTO RICO
PUERTO RICO DEPARTMENT OF TRANSPORTATION AND PUBLIC WORKS
PUERTO RICO HIGHWAY AND TRANSPORTATION AUTHORITY
TRANSPORTATION IMPROVEMENT PROGRAM
FISCAL YEARS 2017-2020**
EARMARK SECTION 1934

Legend:
F - Federal Funds
TC - Toll Credits Funds
S - State /Local Funds
T - Total Funds

Núm.	AC-Code / Oracle # / Fed # / Program Code	Description	Town	Phase	Fed. Past Obligations / Locally Funded	TIP Fiscal Year				Future Investment	Total Est. Cost	Remarks
						2017	2018	2019	2020			
7	EARMARK	PREVIOUSLY - Construction of the missing part of PR-10	Adjuntas	NEPA	F	-	-	-	-	-	-	
					TC	-	-	-	-	-	-	
					S	-	-	-	-	-	-	
					T						-	
				Pre-Engineering	F	-	-	-	-	-	-	
					TC	-	-	-	-	-	-	
					S	-	-	-	-	-	-	
					T						-	
				Design	F	-	-	-	-	-	-	
					TC	-	-	-	-	-	-	
					S	-	-	-	-	-	-	
					T						-	
		PROJECT MODIFICATION - Reconstruction and repavement of approximately 12 kilometers on PR- 123	Adjuntas	ROW	F	-	-	-	-	-	-	Funding was deobligated will be reobligated in FY 2018. Please note Project Modification
					TC	-	-	-	-	-	-	
					S	-	-	-	-	-	-	
					T						-	
				Construction	F	-	2,641,998	-	-	-	2,641,998	
					TC	-	660,499	-	-	-	660,499	
					S	-	173,816	-	-	-	173,816	
					T		3,476,313				3,476,313	
				Total Estimated Project Cost					-	-	-	3,476,313

GOVERNMENT OF PUERTO RICO
PUERTO RICO DEPARTMENT OF TRANSPORTATION AND PUBLIC WORKS
PUERTO RICO HIGHWAY AND TRANSPORTATION AUTHORITY
TRANSPORTATION IMPROVEMENT PROGRAM
FISCAL YEARS 2017-2020**
FEDERAL LANDS AGREEMENT

Legend:
F - Federal Funds
TC - Toll Credits Funds
S - State /Local Funds
T - Total Funds

Núm.	AC-Code / Oracle # / Fed # / Program Code	Description	Town	Phase	Fed. Past Obligations / Locally Funded	TIP Fiscal Year				Future Investment	Total Est. Cost	Remarks	
						2017	2018	2019	2020				
FEDERAL LANDS AGREEMENT													
1	AC-Pend ERFO	ERFO to repair four sites with the El Yunque	Rio Grande	NEPA	F	-	-	-	-	-	-	-	
					TC	-	-	-	-	-	-	-	
					S	-	-	-	-	-	-	-	
					T							-	
				Pre-Engineering	F	-	-	-	-	-	-	-	-
					TC	-	-	-	-	-	-	-	-
					S	-	-	-	-	-	-	-	-
					T							-	
				Design	F	-	-	-	-	-	-	-	-
					TC	-	-	-	-	-	-	-	-
					S	-	-	-	-	-	-	-	-
					T							-	
				ROW	F	-	-	-	-	-	-	-	-
					TC	-	-	-	-	-	-	-	-
					S	-	-	-	-	-	-	-	-
					T							-	
				Construction	F	-	-	-	3,800,000	-	-	3,800,000	-
					TC	-	-	-	950,000	-	-	950,000	-
					S	-	-	-	250,000	-	-	250,000	-
					T				5,000,000			5,000,000	-
Total Estimated Project Cost						-	-	-	5,000,000	-	5,000,000		
2	AC-Pend	Vieques National Wildlife Refuge - Rehabilitate Route 100, Caracas (Red) beach parking area.	Vieques	NEPA	F	-	-	-	-	-	-	-	
					TC	-	-	-	-	-	-	-	
					S	-	-	-	-	-	-	-	
					T							-	
				Pre-Engineering	F	-	-	380,000	-	-	-	380,000	-
					TC	-	-	95,000	-	-	-	95,000	-
					S	-	-	25,000	-	-	-	25,000	-
					T			500,000				500,000	-
				Design	F	-	-	-	-	-	-	-	-
					TC	-	-	-	-	-	-	-	-
					S	-	-	-	-	-	-	-	-
					T							-	
				ROW	F	-	-	-	-	-	-	-	-
					TC	-	-	-	-	-	-	-	-
					S	-	-	-	-	-	-	-	-
					T							-	
				Construction	F	-	-	-	-	-	-	-	-
					TC	-	-	-	-	-	-	-	-
					S	-	-	-	-	-	-	-	-
					T							-	
Total Estimated Project Cost						-	-	500,000	-	-	500,000		

GOVERNMENT OF PUERTO RICO
PUERTO RICO DEPARTMENT OF TRANSPORTATION AND PUBLIC WORKS
PUERTO RICO HIGHWAY AND TRANSPORTATION AUTHORITY
TRANSPORTATION IMPROVEMENT PROGRAM
FISCAL YEARS 2017-2020**
FEDERAL LANDS AGREEMENT

Legend:
F - Federal Funds
TC - Toll Credits Funds
S - State /Local Funds
T - Total Funds

Núm.	AC-Code / Oracle # / Fed # / Program Code	Description	Town	Phase	Fed. Past Obligations / Locally Funded	TIP Fiscal Year				Future Investment	Total Est. Cost	Remarks	
						2017	2018	2019	2020				
3	AC-Pend	Vieques National Wildlife Refuge - Repair Green Beach Parking Area (Route 902)	Vieques	NEPA	F	-	-	-	-	-	-	-	
					TC	-	-	-	-	-	-		
					S	-	-	-	-	-	-		
					T	-	-	-	-	-	-		
				Pre-Engineering	F	-	-	25,126	-	-	-	-	25,126
					TC	-	-	6,281	-	-	-	-	6,281
					S	-	-	1,653	-	-	-	-	1,653
					T	-	-	33,060	-	-	-	-	33,060
				Design	F	-	-	-	-	-	-	-	-
					TC	-	-	-	-	-	-	-	-
					S	-	-	-	-	-	-	-	-
					T	-	-	-	-	-	-	-	-
				ROW	F	-	-	-	-	-	-	-	-
					TC	-	-	-	-	-	-	-	-
					S	-	-	-	-	-	-	-	-
					T	-	-	-	-	-	-	-	-
				Construction	F	-	-	-	-	-	-	-	-
					TC	-	-	-	-	-	-	-	-
					S	-	-	-	-	-	-	-	-
					T	-	-	-	-	-	-	-	-
	Total Estimated Project Cost						-	-	33,060	-	-	-	33,060

Appendix A

TIP 2017-2020 - Bridge Lump Sum Projects*																					
Bridge Projects - RFP for Design						2017					2018					2019			2020		
						ZP-10		ZP-20			ZP-10		ZP-20			ZP-10	ZP-20		ZP-10		ZP-20
Line Number	Bridge ID²	Road	Km	Municipality	Intersected	Bridge Rehabilitation and Replacement	Bridge Critical Findings	Bridge Rehabilitation and Replacement	Bridge Preservation	Bridge Critical Findings	Bridge Rehabilitation and Replacement	Bridge Critical Findings	Bridge Rehabilitation and Replacement	Bridge Preservation	Bridge Critical Findings	Bridge Rehabilitation and Replacement	Bridge Rehabilitation and Replacement	Bridge Critical Findings	Bridge Rehabilitation and Replacement	Bridge Critical Findings	Bridge Rehabilitation and Replacement
1	505	PR 603	0.07	UTUADO	GRANDE DE ARECIBO RIVER								\$ 239,100								
2	1130	PR 145	1.00	CIALES	GRANDE DE MANATI RIVER								\$ 584,500								
3	1016	PR 18	3.30	SAN JUAN	PR 23 (ROOSEVELT AV.)												\$ 1,500,000				
5	116	PR 3	53.00	CEIBA	CEIBA CREEK						\$ 26,000										
7	950	PR 149	59.30	VILLALBA	JAGUEYES CREEK								\$ 37,900								
9	2508	PR 913	1.10	SAN LORENZO	HONDA CREEK							\$ 12,600									
10	2012	PR 18	4.70	SAN JUAN	CHARDON STREET												\$ 1,500,000				
11	158	PR 123	59.30	UTUADO	DEPRESSION						\$ 15,000										
12	261	PR 128	32.60	MARICAO	PRIETO RIVER							\$ 51,400									
14	1683	OFF PR 603 @1.0	0.01	UTUADO	GUAONICA RIVER						\$ 15,000										
20	176	PR 14	57.25	AIBONITO	HONDA CREEK						\$ 23,800										
21	1492	OFF PR 110	0.30	MOCA	CREEK						\$ 12,600										
22	1531	PR 141	10.00	JAYUYA	CREEK							\$ 10,000									
23	574	PR 971	17.30	NAGUABO	SANTIAGO RIVER						\$ 25,000										
24	1381	PR 103	3.60	CABO ROJO	CHANNEL						\$ 13,100										
31	2681	PR 555	9.30	COAMO	COAMO RIVER						\$ 53,000										

Bridge Projects - ROW						2017					2018					2019			2020		
						ZP-10		ZP-20			ZP-10		ZP-20			ZP-10	ZP-20		ZP-10	ZP-20	
Line Number	Bridge ID²	Road	Km	Municipality	Intersected	Bridge Rehabilitation and Replacement	Bridge Critical Findings	Bridge Rehabilitation and Replacement	Bridge Preservation	Bridge Critical Findings	Bridge Rehabilitation and Replacement	Bridge Critical Findings	Bridge Rehabilitation and Replacement	Bridge Preservation	Bridge Critical Findings	Bridge Rehabilitation and Replacement	Bridge Rehabilitation and Replacement	Bridge Critical Findings	Bridge Rehabilitation and Replacement	Bridge Critical Findings	Bridge Rehabilitation and Replacement
16	547	PR 824	2.80	TOA ALTA	CRUZ CREEK					\$ 15,750											
53	780	PR 143	36.00	OROCOVIS	MATRULLAS RIVER					\$ 13,962											
65	2161	PR 114	2.20	MAYAGÜEZ	WATERWAY	\$ -		\$ 116,875													
68	2314	OFF PR 902	0.10	SAN LORENZO	CAYAGUAS RIVER		\$ 25,902														

* All projects are subject to change.

TIP 2017-2020 - Bridge Lump Sum Projects*																					
Bridge Projects - Construction						2017					2018					2019			2020		
Line Number	Bridge ID ^t	Road	Km	Municipality	Intersected	ZP-10		ZP-20			ZP-10		ZP-20			ZP-10		ZP-20		ZP-10	
						Bridge Rehabilitation and Replacement	Bridge Critical Findings	Bridge Rehabilitation and Replacement	Bridge Preservation	Bridge Critical Findings	Bridge Rehabilitation and Replacement	Bridge Critical Findings	Bridge Rehabilitation and Replacement	Bridge Preservation	Bridge Critical Findings	Bridge Rehabilitation and Replacement	Bridge Rehabilitation and Replacement	Bridge Critical Findings	Bridge Rehabilitation and Replacement	Bridge Critical Findings	Bridge Rehabilitation and Replacement
6	194	PR 31	8.80	NAGUABO	BLANCO RIVER																
	1638	VICTOR ROJAS		ARECIBO	GRANDE RIVER												\$ 1,500,000				
16	547	PR 824	2.80	TOA ALTA	CRUZ CREEK					\$ 523,820											
17	1058	PR 9912	0.10	SAN LORENZO	GRANDE DE LOIZA RIVER						\$ 1,698,000										
29	3000	PR 5	18.75	NARANJITO	LA PLATA RIVER			\$ 13,225,001													
53	780	PR 143	36.00	OROCOVIS	MATRULLAS RIVER					\$ -					\$ 98,000						
56	2032	PR 2	197.80	YAUCO	PR 128				\$ 1,301,258												
65	2161	PR 114	2.20	MAYAGÜEZ	WATERWAY	\$ -															
68	2314	OFF PR 902	0.10	SAN LORENZO	CAYAGUAS RIVER		\$ -							\$ 195,000							
19	1131	PR 29 EASTBOUND	1.40	BAYAMON	HONDO RIVER								\$ 200,000		\$ 2,685,000						
32	1343	LOCAL ROAD	0.20	SAN LORENZO	EMAJAGUA RIVER						\$ 196,000										
34	944	PR 2 EASTBOUND	208.70	GUAYANILLA	WATERWAY										\$ 248,000						
42	2039	PR 52 SOUTHBOUND	49.50	SALINAS	PR 714 & LA PALMA CREEK								\$ 2,529,000								
48	2511	PR 9916	0.02	SAN LORENZO	UNKNOWN CREEK						\$ 290,000										
58	2038	PR 52 NORTHBOUND	49.50	SALINAS	PR 714 & LA PALMA CREEK								\$ 3,844,000								
62	1132	PR 29 WESTBOUND	1.40	BAYAMON	HONDO RIVER										\$ 2,677,000						
66	1471	PR 100	0.80	HORMIGUEROS	GUANAJIBO RIVER									\$ 2,899,000							
8	631	PR 200R	0.10	VIEQUES	COFRESI CREEK												\$ 1,484,000				
18	1657	PR 861	11.00	TOA ALTA	LA PLATA RIVER											\$ 2,500,000					
27	1133	OFF PR 200	0.01	VIEQUES	CREEK												\$ 1,323,000				
30	122	PR 3	68.10	NAGUABO	SANTIAGO RIVER												\$ 3,500,000				
35	1096	PR 102	35.40	SAN GERMAN	GUANAJIBO RIVER													\$ 2,800,000			
1	505	PR 603	0.07	UTUADO	GRANDE DE ARECIBO RIVER																\$ 2,391,000
2	1130	PR 145	1.00	CIALES	GRANDE DE MANATI RIVER																\$ 5,845,000
5	116	PR 3	53.00	CEIBA	CEIBA CREEK														\$ 260,000		
7	950	PR 149	59.30	VILLALBA	JAGUEYES CREEK																\$ 379,000
9	2508	PR 913	1.10	SAN LORENZO	HONDA CREEK															\$ 126,000	
11	158	PR 123	59.30	UTUADO	DEPRESSION														\$ 150,000		
12	261	PR 128	32.60	MARICAO	PRIETO RIVER															\$ 514,000	
13	443	PR 951	4.90	LOIZA	ZEQUEIRA CHANNEL														\$ 335,000		
14	1683	OFF PR 603 @1.0	0.01	UTUADO	GUAONICA RIVER														\$ 150,000		
15	217	PR 106	2.50	MAYAGÜEZ	GANDEL CREEK														\$ 1,705,000		
20	176	PR 14	57.25	AIBONITO	HONDA CREEK														\$ 238,000		
21	1492	OFF PR 110	0.30	MOCA	CREEK														\$ 126,000		
22	1531	PR 141	10.00	JAYUYA	CREEK															\$ 50,000	
23	574	PR 971	17.30	NAGUABO	SANTIAGO RIVER														\$ 250,000		
24	1381	PR 103	3.60	CABO ROJO	CHANNEL														\$ 131,000		
25	2479	PR 174	14.00	BAYAMON	SONADORA CREEK															\$ 2,622,000	
26	881	PR 497	2.70	SAN SEBASTIÁN	SONADORA CREEK															\$ 282,000	
31	2681	PR 555	9.30	COAMO	COAMO RIVER														\$ 530,000		
3	1016	PR 18	3.30	SAN JUAN	PR 23 (ROOSEVELT AV.)																
10	2012	PR 18	4.70	SAN JUAN	CHARDON STREET																

* All projects are subject to change.

Appendix A

Additional Bridge Construction Projects to be Worked for All Bridge Programs1						
Line Number	Bridge ID ²	Preliminary Construction Cost Estimate ³	Road	Km	Municipality	Intersected
1	2369	\$ 1,050,000	PR 52	102.30	PONCE	DIRT ROAD
2	284	\$ 436,000	PR 139	22.80	PONCE	DEPRESSION
3	285	\$ 186,000	PR 139	23.80	PONCE	DEPRESSION
4	1733	\$ 1,029,000	PR 111	13.10	SAN SEBASTIÁN	EL SALTO CREEK
5	1825	\$ 8,853,000	PR 187	17.10	LOIZA	GRANDE DE LOIZA RIVER
6	2348	\$ 1,400,000	PR 52	105.60	PONCE	PR 12
7	308	\$ 179,000	PR 149	4.50	JUANA DIAZ	GUANABANA CREEK
8	1123	\$ 3,329,000	PR 359	0.30	YAUCO	PR 2
9	1086	\$ 942,000	PR 163 EASTBOUND	1.30	PONCE	PORTUGUES RIVER
10	702	\$ 2,189,000	PR 681	2.00	ARECIBO	TIBURONES CHANNEL
11	1142	\$ 1,464,000	PR 418	0.50	AGUADILLA	CULEBRINAS RIVER
12	1325	\$ 97,000	PR 757	4.00	PATILLAS	DEL APEADERO RIVER
13	1316	\$ 39,000	LOCAL ROAD	0.10	SAN LORENZO	EMAJAGUA RIVER
14	1251	\$ 3,398,000	PR 52 SOUTHBOUND	1.00	SAN JUAN	PR 177
15	2697	\$ 500,000	OFF PR 852	0.60	TRUJILLO ALTO	UNKNOWN CREEK
16	1355	\$ 600,000	OFF PR 123 AT 46.2	0.10	ADJUNTAS	GRANDE DE ARECIBO RIVER
17	1730	\$ 345,000	LOCAL ROAD	0.30	COAMO	DESCALABRADO RIVER
18	494	\$ 540,000	PR 524	4.00	ADJUNTAS	PELLEJAS RIVER
19	1082	\$ 64,000	PR 935	3.80	JUNCOS	LOS CHINOS CREEK
20	2458	\$ 6,277,000	PR 26	9.00	CAROLINA	LOS ANGELES AVENUE
21	399	\$ 225,000	PR 176	6.50	SAN JUAN	LAS CURÍAS CREEK
22	1085	\$ 942,000	PR 163 WESTBOUND	1.30	PONCE	PORTUGUES RIVER
23	1199	\$ 563,000	PR 623	1.80	ARECIBO	TANANA RIVER
24	1250	\$ 2,848,000	PR 52 NORTHBOUND	1.00	SAN JUAN	PR 177
25	879	\$ 239,000	PR 111	1.55	UTUADO	UTUADO CREEK
26	382	\$ 46,000	PR 7731	0.85	CAYEY	LA PLATA RIVER
27	1373	\$ 1,100,000	PR 132	25.00	PONCE	CAÑAS RIVER
28	1361	\$ 424,000	PR 535	5.90	JUANA DIAZ	DESCALABRADO RIVER
29	2516	\$ 1,026,000	PR 204	0.99	LAS PIEDRAS	PR 30
30	2578	\$ 92,000	OFF PR 182@14.2	0.01	YABUCOA	GUAYANES RIVER
31	143-T	\$ 2,173,000	PR 123	0.20	PONCE	TIDAL WATERS CHANNEL
32	358-T	\$ 312,000	PR 162	5.50	BARRANQUITAS	USABON RIVER
33	511-T	\$ 710,000	PR 647	8.20	VEGA ALTA	CIBUCO RIVER
34	2507-T	\$ 360,000	OFF PR 636	0.01	ARECIBO	TANAMA RIVER
35	178-T	\$ 298,000	PR 14	65.60	CAYEY	TOITA CREEK
36	1124-T	\$ 984,000	PR 890	0.04	BAYAMON	HONDO RIVER
37	1621-T	\$ 2,099,000	PR 187	0.10	RIO GRANDE	LA VEGA CREEK
38	121-T	\$ 3,952,000	PR 3	61.50	NAGUABO	PALMAS CREEK
39	548-T	\$ 230,000	RURAL LOCAL ROAD	2.40	GUAYANILLA	YAUCO RIVER
40	878-T	\$ 1,037,000	PR 111	3.20	UTUADO	VIVI RIVER
41	612-T	\$ 712,000	PR 536	6.50	SANTA ISABEL	DESCALABRADO RIVER
		\$ 53,289,000				

Notes:

- 1) These projects are based on the priorities and inspection reports available on July 2016. The final list of project and their order of execution and bidding may varies.
- 2) Bridge Numbers followed with letter "T" have a temporary bridge installed (Example: "999-T").
- 3) Preliminary estimate based on deck area and typical construction unit cost for the expected scope.

Appendix B

Safety Projects*

2016-2017						
PROJECT DESCRIPTION	Municipality / Federal Area	COST				
		TOTAL	MP-30	MP-40	MP-50	Toll Credits
AC- 990134 Upgrade of Safety Devices in the Highway System						
Upgrade of Safety Devices in the Highway System PR-66 km 0 to km 20	Carolina - Canonovanas	\$ 7,173,465.00	\$ 5,756,705.66			\$ 1,416,759.34
SUBTOTAL		\$7,173,465.00				
AC-990135 Safety Improvements Islandwide						
Safety Corridor PR-52 Km 49 to km 52.3	Salinas	\$ 3,424,227.00	\$ 2,747,942.17			\$ 676,284.83
Safety Corridor PR-52 km 55.3 to km 61	Salinas	\$ 3,676,500.00	\$ 2,950,391.25			\$ 726,108.75
Safety Corridor PR-20 Km 0 to km 10	Guaynabo	\$ 16,976,051.00	\$ 13,623,280.93			\$ 3,352,770.07
Safety Improvements PR-152 from km 0 to km 11.5	Barranquitas / Naranjito	\$ 1,980,001.00	\$ 1,588,950.80			\$ 391,050.20
Safety Improvements PR-152 from km 13 to km 20.5	Barranquitas / Naranjito	\$ 1,375,001.00	\$ 1,103,438.30			\$ 271,562.70
SUBTOTAL		\$ 27,431,780.00				

*All Projects are subject to change.

Appendix B

Safety Projects*

2017-2018						
PROJECT DESCRIPTION	Municipality / Federal Area	COST				
		TOTAL	MP-30	MP-40	MP-50	Toll Credits
AC-990144 Upgrade of Safety Devices in the Highway System						
Safety Improvements PR-10 KM 0 @ KM 29	Ponce - Adjuntas	\$ 14,356,261.00	\$ 11,520,899.45			\$ 2,835,361.55
SUBTOTAL		\$ 14,356,261.00				
AC-990145 Safety Improvements Islandwide						
Safety Corridor PR-173 km 0 @ km 9	Aibonito - Cidra	\$2,025,939.95	\$1,625,816.81			\$ 400,123.14
Safety Improvements PR-12 km 0 @ km 7	Ponce	\$4,433,270.05	\$3,557,699.22			\$ 875,570.83
SUBTOTAL		\$6,459,210.00				
AC-800493 SHSP Funds						
RFP SHSP Update and Implementation	All	\$2,500,000.00	\$2,006,250.00			\$ 493,750.00
SUBTOTAL		\$2,500,000.00				
TOTALS		\$ 23,315,471.00				
Safety Corridor PR-152 Km 11 @ Km 13.5	Barranquitas - Naranjito	\$ 3,800,000.00		\$ 1,524,750.00	\$ 1,524,750.00	\$ 750,500.00
SUBTOTAL		\$3,800,000.00				

*All Projects are subject to change.

Appendix B

Safety Projects*

2018-2019						
PROJECT DESCRIPTION	Municipality / Federal Area	COST				
		TOTAL	MP-30	MP-40	MP-50	Toll Credits
AC-990155 Upgrade of Safety Devices in the Highway System						
Safety Corridor PR-167 km 0 @ km 9	Comerio	\$4,170,000.00	\$3,346,425.00			\$ 823,575.00
Safety Corridor PR-52 Km 38 @ Km 49	Cayey - Salinas	\$9,284,000.00	\$7,450,410.00			\$ 1,833,590.00
SUBTOTAL		\$13,454,000.00				
AC-800514 Safety Improvements Islandwide						
Safety Corridor PR-149 Km 0 @ Km 12.8	Manatí - Ciales	\$4,269,684.21	\$3,426,421.58			\$ 843,262.63
Safety Corridor PR-102 Km 7.8 @ Km 17.8	Cabo Rojo	\$3,000,000.00	\$2,407,500.00			\$ 592,500.00
Safety Corridor PR -52 Km 52.3 @ km 55.3	Salinas	\$3,000,000.00	\$2,407,500.00			\$ 592,500.00
Geometric Improvements on De Diego Aveneue (PR-37)	San Juan	\$2,250,000.00	\$1,805,625.00			\$ 444,375.00
SUBTOTAL		\$12,519,684.21				
AC-800515 SHSP Funds						
Safety Corridor PR-115 km 0 @ km 10	Añasco- Rincon	\$3,000,000.00	\$2,407,500.00			\$ 592,500.00
Safety Corridor PR-115 km 10 @ km 20	Rincon-Aguada	\$3,000,000.00	\$2,407,500.00			\$ 592,500.00
SUBTOTAL		\$6,000,000.00				
TOTALS		\$31,973,684.21				
Safety Corridor PR-385 Km 0 @ Km 5	Peñuelas	\$ 3,800,000.00		\$ 1,524,750.00	\$ 1,524,750.00	\$ 750,500.00
SUBTOTAL		\$3,800,000.00				

*All Projects are subject to change.

Appendix B

Safety Projects*

2019-2020						
PROJECT DESCRIPTION	Municipality / Federal Area	COST				
		TOTAL	MP-30	MP-40	MP-50	Toll Credits
AC-800519 Upgrade of Safety Devices in the Highway System						
Safety Corridor PR-137 KM 0 @ 9	Vega Baja - Morovis	\$5,000,000.00	\$4,012,500.00			\$ 987,500.00
SUBTOTAL		\$5,000,000.00				
AC-800521 Safety Improvements Islandwide						
Safety Corridor PR-203 Km 0 @ Km 7.1	Gurabo - San Lorenzo	\$6,196,000.00	\$4,972,290.00			\$ 1,223,710.00
Safety Corridor PR-189 KM 0 @ 11	Gurabo	\$4,000,000.00	\$3,210,000.00			\$ 790,000.00
Safety Corridor PR-176 Km 0 @ Km 4	San Juan	\$1,100,000.00	\$882,750.00			\$ 217,250.00
Safety Corridor PR-101 Km 0 @ Km 10	San German - Lajas	\$4,046,000.00	\$3,246,915.00			\$ 799,085.00
Safety Corridor PR-183 Km 0 @ Km 10	Caguas - San Lorenzo	\$5,406,372.00	\$4,338,613.53			\$ 1,067,758.47
Safety Corridor PR-116 Km 3 @ Km 14	Lajas	\$4,200,000.00	\$3,370,500.00			\$ 829,500.00
SUBTOTAL		\$24,948,372.00				
AC-800520 SHSP Funds						
Geometric and Safety Improvements Intersection PR-29	Bayamon	\$1,000,000.00	\$802,500.00			
Safety Corridor PR-420 km. 0 @ km 9	Moca	\$2,801,628.00	\$2,248,306.47			
SUBTOTAL		\$3,801,628.00				
		\$33,750,000.00				
Safety Corridor PR-101 Km 10 @ Km 20	Lajas - Cabo Rojo	\$3,800,000.00		\$ 1,524,750.00	\$ 1,524,750.00	\$ 750,500.00
SUBTOTAL		\$3,800,000.00				

*All Projects are subject to change.

Appendix C

Pavement Projects*															
								2016-17		2017-18		2018-19		2019-20	
Road	Pavement Type	From	To	Lanes	Length	Estimate Cost	Municipality	Preserv Cost	Rehab Cost	Preserv Cost	Rehab Cost	Preserv Cost	Rehab Cost	Preserv Cost	Rehab Cost
1	Asphalt	0.0	4.0	1.75	4.00	\$ 2,720,688	San Juan								
2	Asphalt	1.0	6.0	2.9	5.0	\$ 4,607,100	Guaynabo							\$ 4,607,100	
2	Asphalt	88.0	100.0		12.0	\$ 15,702,000	Hat-Camuy-Queb				\$ 15,702,000				
2	Asphalt	125.5	125.9	2	0.4	\$ 384,000	Aguadilla							\$ 384,000	
2	Asphalt	145.0	152.0	2	7.00	\$ 4,627,196	Mayaguez								\$ 4,627,196
2	Asphalt	180.0	182.0	2	2.0	\$ 1,343,600	Sabana Grande							\$ 1,343,600	
2	Concrete	187.0	195.0	2	8.01	\$ 10,049,100	Guanica								
3	Concrete	42.5	47.6	2	5.12	\$ 8,690,808	Luquillo								\$ 8,690,808
8	Asphalt/Concrete	0.0	4.6	2	4.60	\$ 4,149,292	Rio Piedras				\$ 4,149,292				
30	Concrete	25.8	28.5	2	2.73	\$ 4,296,877	Humacao								\$ 4,296,877
30	Asphalt	8.5	14.7	4	6.20	\$ 4,429,999	Gurabo				\$ 7,126,109				
52	Concrete	66.6	77.0	2	10.45	\$ 28,846,355	Santa Isabel		\$ 32,172,982						
52	Concrete	95.0	99.0	2	4.0	\$ 4,377,853	Ponce				\$ 4,377,853				
52	Asphalt	99.0	106.0	2	7.00	\$ 9,520,000	Ponce				\$ 9,520,000				
53	Concrete	0.0	7.2	2	7.24	\$ 5,582,073	Fajardo				\$ 5,582,073				
53	Asphalt	69.0	71.0	1	2.00	\$ 599,600	Patillas								\$ 1,399,600
53	Concrete	81.0	94.0	2	13.00	\$ 22,544,470	Guayama**				\$ 3,753,759		\$ 14,820,069		\$ 3,970,642
60	Concrete	0.0	4.0	2	4.00	\$ 5,047,500	Humacao								\$ 1,506,840
102	Concrete	31.0	33.0	1	2.00	\$ 1,341,000	San Germán								\$ 1,341,000
123	Asphalt	75.0	77.0	1	2.00	\$ 1,520,480	Arecibo								\$ 1,520,480
129	Asphalt	27.0	31.0	1	4.00	\$ 2,194,480	Lares								\$ 2,194,480
167	Asphalt	14.2	15.6	1	1.38	\$ 1,268,520	Toa Alta								\$ 1,829,573
25R	Asphalt	0.0	4.0	1	4.0	\$ 2,395,160	San Juan							\$ 2,395,160	

* All projects are subject to change.
** Advance Construction Funds will be utilized.

Puerto Rico Transportation and Highway Authority			
ITS Projects*			
TIP 2017-2020			
FY 2016-17	Project Description	Procurement Method	Budget
	Traffic Management Center Operation (1 year)	Existing Contract Amendment	\$900,000
	FY 2016-17 Total		\$900,000
FY 2017-18	PR-26/PR-66 ITS Devices Preventive Maintenance (3 years)	Request for Proposals	\$1,800,000
	PR-1, PR-2 and PR-20 Expressways ITS Device Deployment Design	Request for Proposals	\$575,000
	FY 2017-18 Total		\$2,375,000
FY 2018-19	PR-1,PR-2 and PR-20 ITS Devices Deployment Construction	To be determined	\$3,400,000
	FY 2018-19 Total		\$3,400,000
FY 2019-20	PR-18, PR-26, PR-30 and PR-52 Highway Safety Patrols (2 years)	Request for Proposals	\$3,236,842
	PR-1, PR-2 and PR-20 ITS Devices Preventive Maintenance (3 years)	Request for Proposals	\$2,500,000
	FY 2019-2020 Total		\$5,736,842

* All projects are subject to change without notice.

GOVERNMENT OF PUERTO RICO
PUERTO RICO DEPARTMENT OF TRANSPORTATION AND PUBLIC WORKS
PUERTO RICO HIGHWAY AND TRANSPORTATION AUTHORITY
TRANSPORTATION IMPROVEMENT PROGRAM
FISCAL YEARS 2017-2020**
PROJECTS POSTPONED

Legend:
F - Federal Funds
TC - Toll Credits Funds
S - State/Local Funds
T - Total Funds

Núm.	AC-Code / Oracle # / Fed # / Program Code	Description	Town	Phase	Fed. Past Obligations / Locally Funded	TIP Fiscal Year				Future Investment	Total Est. Cost	Remarks			
						2017	2018	2019	2020						
PROJECTS POSTPONED															
1		Reversible Dynamic Toll Flyover Int. PR-2 and PR-22 (Kennedy-De Diego Expressway New Peak Period Access) Longitude .7kms	San Juan	NEPA	F	-	-	-	-	-	-	-			
					TC	-	-	-	-	-	-	-			
					S	-	-	-	-	-	-	-			
					T										
				Pre-Engineering	F	-	-	-	-	-	-	-	-	-	
					TC	-	-	-	-	-	-	-	-	-	
					S	-	-	-	-	-	-	-	-	-	
					T										
				Design	F	-	-	-	-	-	-	-	-	-	
					TC	-	-	-	-	-	-	-	-	-	
					S	-	-	-	-	-	-	-	-	-	
					T										
				ROW	F		-	-	-	-	-	-	-	-	
					TC		-	-	-	-	-	-	-	-	
					S	-	-	-	-	-	-	-	-	-	
					T										
				Construction	F			-	-	-	9,998,533	9,998,533			Project has been Postponed
					TC				-	-	2,499,633	2,499,633			
					S	-			-	-	657,798	657,798			
					T					-	13,155,964	13,155,964			
Total Estimated Project Cost						-	-	-	-	13,155,964	13,155,964				
2	AC-047205 Y000472005 MP-472(2) ZP-10	Isabela Connector from PR-472 to PR-112	Isabela	NEPA	F	191,004	-	-	-	-	-	191,004			
					TC	47,751	-	-	-	-	-	47,751			
					S	6,325	-	-	-	-	-	6,325			
					T	245,080						245,080			
				Pre-Engineering	F	-	-	-	-	-	-	-	-	-	
					TC	-	-	-	-	-	-	-	-	-	
					S	-	-	-	-	-	-	-	-	-	
					T										
				Design	F	-	-	-	-	-	570,000	570,000			Project has been Postponed
					TC	-	-	-	-	-	142,500	142,500			
					S	-	-	-	-	-	37,500	37,500			
					T						750,000	750,000			
				ROW	F		-	-	-	-	570,000	570,000			
					TC		-	-	-	-	142,500	142,500			
					S	-	-	-	-	-	37,500	37,500			
					T						750,000	750,000			
				Construction	F			-	-	-	3,403,560	3,403,560			
					TC				-	-	850,890	850,890			
					S	-			-	-	223,918	223,918			
					T					-	4,478,368	4,478,368			
Total Estimated Project Cost						245,080	-	-	-	5,978,368	6,223,448				

GOVERNMENT OF PUERTO RICO
PUERTO RICO DEPARTMENT OF TRANSPORTATION AND PUBLIC WORKS
PUERTO RICO HIGHWAY AND TRANSPORTATION AUTHORITY
TRANSPORTATION IMPROVEMENT PROGRAM
FISCAL YEARS 2017-2020**
PROJECTS POSTPONED

Legend:
F - Federal Funds
TC - Toll Credits Funds
S - State/Local Funds
T - Total Funds

Núm.	AC-Code / Oracle # / Fed # / Program Code	Description	Town	Phase	Fed. Past Obligations / Locally Funded	TIP Fiscal Year				Future Investment	Total Est. Cost	Remarks
						2017	2018	2019	2020			
3	AC-100055 P000010155 QPI-10(47) ZP-20	Construction PR-10 from Utuado - Adjuntas from Sta. 72+20 to Sta. 89+10.00 Secc. IV Length 1.69	Utuado Adjuntas	NEPA	F	-	-	-	-	-	-	Project has been Postponed
					TC	-	-	-	-	-	-	
					S	-	-	-	-	-	-	
					T						-	
				Pre-Engineering	F	-	-	-	-	-	-	
					TC	-	-	-	-	-	-	
					S	812,101	-	-	-	-	812,101	
					T	812,101					812,101	
				Design	F	-	-	-	-	-	-	
					TC	-	-	-	-	-	-	
					S	-	-	-	-	-	-	
					T						-	
				ROW	F	-	-	-	-	2,403,500	2,403,500	
					TC	-	-	-	-	600,875	600,875	
					S	-	-	-	-	158,125	158,125	
					T					3,162,500	3,162,500	
				Construction	F	-	-	-	-	24,320,000	24,320,000	
					TC	-	-	-	-	6,080,000	6,080,000	
					S	-	-	-	-	1,600,000	1,600,000	
					T					32,000,000	32,000,000	
Total Estimated Project Cost					812,101	-	-	-	-	35,162,500	35,974,601	
4	AC-100069 R000010169 LP-10(63) ZP-10, ZP-20	PR-10 RELOCATION FROM STA. 37+80.00 HASTA STA. 57+00.00, SEC. II LENGTH 0.41	Utuado Adjuntas	NEPA	F	-	-	-	-	-	-	Project has been Postponed
					TC	-	-	-	-	-	-	
					S	-	-	-	-	-	-	
					T						-	
				Pre-Engineering	F	-	-	-	-	-	-	
					TC	-	-	-	-	-	-	
					S	4,760,663	-	-	-	-	4,760,663	
					T	4,760,663					4,760,663	
				Design	F	-	-	-	-	-	-	
					TC	-	-	-	-	-	-	
					S	-	-	-	-	-	-	
					T						-	
				ROW	F	2,247,828	-	-	-	-	2,247,828	
					TC	553,204	-	-	-	-	553,204	
					S	-	-	-	-	-	-	
					T	2,801,031					2,801,031	
				Construction	F	-	-	-	-	18,639,570	18,639,570	
					TC	-	-	-	-	4,659,893	4,659,893	
					S	-	-	-	-	1,226,288	1,226,288	
					T					24,525,750	24,525,750	
Total Estimated Project Cost					7,561,694	-	-	-	-	24,525,750	32,087,444	

Fund Reconciliation

Re-obligation of Deobligated Projects

The following projects have been deobligated due to inactivity. They will be reobligated under the fiscal year stated with the funding that is available per funding code. This activity will not affect the fiscally constraint STIP. The availablitiy of funds comes from the deobligated and liquidated projects.

Funding Code	Funding Available	Funding Programmed	Funding Code	Funding Available	Funding Programmed
MP1E	\$ 29,055.63	\$ 29,055.63	ZP20	\$ 35,835,820.34	\$ 35,835,820.34
MP2E	\$ 882,117.49	\$ 882,117.49	ZP30	\$ 23,413,169.21	\$ 23,413,169.21
MP3E	\$ 2,855,211.63	\$ 2,855,211.63			
ZP10	\$ 21,577,064.26	\$ 21,577,064.26	Total	\$ 84,592,438.56	\$ 84,592,438.56

Code	AC #	Description	Municipality	Project Phase	Num	Federal Share	Toll Credits	Total Federal Funds	State	Total Amount
MP-1E	014076	Bridge 1828, PR-140	Barceloneta	C	10	\$ 23,244.50	\$ 5,811.13	\$ 29,055.63	\$ -	\$ 29,055.63
MP-2E	200200	Design & NEPA Int. PR-2 and PR-114	Mayaguez	D - N	1	\$ 29,549.20	\$ 7,387.30	\$ 36,936.50	\$ -	\$ 36,936.50
	001870	DTL Phase 3	San Juan - Caguas - Trujillo Alto	C	7	\$ 384,524.80	\$ 96,131.20	\$ 480,656.00	\$ -	\$ 480,656.00
	800494	Traffic Signal Systems - PR-2	Moca - Hormigueros	C	19	\$ 291,619.99	\$ 72,905.00	\$ 364,524.99	\$ -	\$ 364,524.99
MP-3E	301127	Geometric and Safety Improvements, PR-3	Carolina	C	2	\$ 1,761,651.55	\$ 440,412.89	\$ 2,202,064.44	\$ -	\$ 2,202,064.44
	001870	DTL Phase 3	San Juan - Caguas - Trujillo Alto	C	7	\$ 522,517.75	\$ 130,629.44	\$ 653,147.19	\$ -	\$ 653,147.19
ZP-10	012327	Bridge 1355, PR-132	Adjuntas	D	8	\$ 72,000.00	\$ 18,000.00	\$ 90,000.00	\$ -	\$ 90,000.00
	013934	Bridge 284 PR-136 km 22.8	Ponce	C	9	\$ 89,233.60	\$ 22,308.40	\$ 111,542.00	\$ -	\$ 111,542.00
	014076	Bridge 1828, PR-140	Barceloneta	C	10	\$ 13,262.70	\$ 3,315.67	\$ 16,578.37	\$ -	\$ 16,578.37
	014514	Bridge 1130, PR-145	Ciales	C	11	\$ 180,916.00	\$ 45,229.00	\$ 226,145.00	\$ -	\$ 226,145.00
	800319	Bridge 172 Over Descalabrado River, PR-150	Coamo	C	12	\$ 279,537.60	\$ 69,884.40	\$ 349,422.00	\$ -	\$ 349,422.00
	801271	Bridge 172 Over Descalabrado River, PR-150	Coamo	C	16	\$ 964,895.20	\$ 241,223.80	\$ 1,206,119.00	\$ -	\$ 1,206,119.00
	017417	Bridge 2479, PR-174 km 14.0	Bayamon	D	13	\$ 240,000.00	\$ 60,000.00	\$ 300,000.00	\$ -	\$ 300,000.00
	062305	Bridge 1199, PR623 km 1.8	Arecibo	D	14	\$ 90,729.60	\$ 22,682.40	\$ 113,412.00	\$ -	\$ 113,412.00
	992904	Bridge 1851, PR-9929	San Lorenzo	C	15	\$ 134,714.40	\$ 33,678.60	\$ 168,393.00	\$ -	\$ 168,393.00
	800478	Bridges 631 - Cofresi & 1133 - Unknown	Vieques	D	17	\$ 267,243.20	\$ 66,810.80	\$ 334,054.00	\$ -	\$ 334,054.00
	520131	DTL Phase 2	San Juan - Caguas - Trujillo Alto	C	6	\$ 10,015,944.02	\$ 2,503,986.00	\$ 12,519,930.02	\$ -	\$ 12,519,930.02
	001870	DTL Phase 3	San Juan - Caguas - Trujillo Alto	C	7	\$ 4,913,175.10	\$ 1,228,293.77	\$ 6,141,468.87	\$ -	\$ 6,141,468.87
ZP-20	200200	Design & NEPA Int. PR-2 and PR-114	Mayaguez	D - N	1	\$ 873,369.54	\$ 218,342.39	\$ 1,091,711.93	\$ 709,894.57	\$ 1,801,606.50
	520120	Bridges 2271, 2335, 2370, 2372 on PR-52	Ponce	C	5	\$ 9,078,320.00	\$ 2,269,580.00	\$ 11,347,900.00	\$ 226,958.00	\$ 11,574,858.00
	800494	Traffic Signal Systems - PR-2	Moca - Hormigueros	C	19	\$ 1,458,220.01	\$ 364,555.00	\$ 1,822,775.01	\$ -	\$ 1,822,775.01
	000218	Feasibilty Study Aguadilla Airport	Aguadilla	PE	21	\$ 521,680.00	\$ 130,420.00	\$ 652,100.00	\$ -	\$ 652,100.00
	200277	TIGER Project - Caparra Interchange	Guaynabo	C	20	\$ 3,600,000.00	\$ 900,000.00	\$ 4,500,000.00	\$ -	\$ 4,500,000.00
	220124	RFP NorthWest Corridor Hatillo-Aguadilla	Hatillo-Aguadilla	PE	18	\$ 800,000.00	\$ 200,000.00	\$ 1,000,000.00	\$ -	\$ 1,000,000.00
	520131	DTL Phase 2	San Juan - Caguas - Trujillo Alto	C	6	\$ 4,004,000.00	\$ 1,001,000.00	\$ 5,005,000.00	\$ -	\$ 5,005,000.00
	001870	DTL Phase 3	San Juan - Caguas - Trujillo Alto	C	7	\$ 8,333,066.72	\$ 2,083,266.68	\$ 10,416,333.40	\$ -	\$ 10,416,333.40
ZP-30	301127	Geometric and Safety Improvements, PR-3	Carolina	C	2	\$ 797,826.85	\$ 199,456.71	\$ 997,283.56	\$ -	\$ 997,283.56
	301141	Safety Improvements PR-3	Carolina - Rio Grande	C	3	\$ 5,144,832.00	\$ 1,286,208.00	\$ 6,431,040.00	\$ -	\$ 6,431,040.00
	520131	DTL Phase 2	San Juan - Caguas - Trujillo Alto	C	6	\$ 5,600,000.00	\$ 1,400,000.00	\$ 7,000,000.00	\$ -	\$ 7,000,000.00
	001870	DTL Phase 3	San Juan - Caguas - Trujillo Alto	C	7	\$ 5,757,684.52	\$ 1,439,421.13	\$ 7,197,105.65	\$ -	\$ 7,197,105.65
	003510	SJ Traffic Signal System & PR-1 Improvements	San Juan	C	4	\$ 1,430,192.00	\$ 357,548.00	\$ 1,787,740.00	\$ -	\$ 1,787,740.00
Grand Total						\$ 67,673,950.85	\$ 16,918,487.71	\$ 84,592,438.56	\$ 936,852.57	\$ 85,529,291.13

PUERTO RICO DEPARTMENT OF TRANSPORTATION AND PUBLIC WORKS
 PUERTO RICO HIGHWAY AND TRANSPORTATION AUTHORITY
 TRANSPORTATION IMPROVEMENT PROGRAM
 FISCAL YEARS 2017-2020**
 DEOBLIGATED PROJECTS TO BE REOBLIGATED

Legend:
 F - Federal Funds
 TC - Toll Credits Funds
 S - State /Local Funds
 T - Total Funds

Núm.	AC-Code / Oracle # / Fed # / Program Code	Description	Town	Phase	Fed. Past Obligations /	TIP Fiscal Year				Future Investment	Total Est. Cost	Remarks		
						2017	2018	2019	2020					
1	AC-200200 P000002400 0002073 MP-2E, ZP-20	Design and NEPA Int. PR-2 and PR-114	Mayaguez	NEPA	F	-	-	-	-	-	-	-	-	
					TC	-	-	-	-	-	-	-		
					S	-	-	-	-	-	-	-		
					T							-		
					Pre-Engineering	F	-	-	-	-	-	-	-	-
						TC	-	-	-	-	-	-	-	-
				S		-	-	-	-	-	-	-	-	
					T							-		
					Design	F	-	-	902,919	-	-	-	902,919	
						TC	-	-	225,730	-	-	-	225,730	
				S		-	-	709,895	-	-	-	709,895		
				T				1,838,543	-	-	-	1,838,543		
				ROW	F	-	-	-	-	-	1,600,000	1,600,000	ROW programmed in the STIP	
					TC	-	-	-	-	-	400,000	400,000		
					S	-	-	-	-	-	-	-		
					T						2,000,000	2,000,000		
Construction	F	-	-	-	-	-	16,606,000	16,606,000	Estimated Time of Completion 2023					
	TC	-	-	-	-	-	4,151,500	4,151,500						
	S	-	-	-	-	-	1,092,500	1,092,500						
	T						21,850,000	21,850,000						
Total Estimated Project Cost					-	-	1,838,543	-	-	23,850,000	25,688,543			
2	AC-301127 F000003327 0003041 MP-3E, ZP-30	Geometric and Safety Improvements, Highway PR-3 Intersection with UPR Hospital	Carolina	NEPA	F	-	-	-	-	-	-	-		
					TC	-	-	-	-	-	-	-		
					S	-	-	-	-	-	-	-		
					T							-		
					Pre-Engineering	F	-	-	-	-	-	-	-	-
						TC	-	-	-	-	-	-	-	-
				S		-	-	-	-	-	-	-	-	
					T							-		
					Design	F	-	-	-	-	-	-	-	
						TC	-	-	-	-	-	-	-	
				S		-	-	-	-	-	-	-		
				T							-			
				ROW	F	-	-	-	-	-	-	-		
					TC	-	-	-	-	-	-	-		
					S	-	-	-	-	-	-	-		
					T						-			
Construction	F	-	-	2,559,478	-	-	-	2,559,478						
	TC	-	-	639,870	-	-	-	639,870						
	S	-	-	-	-	-	-	-						
	T			3,199,348	-	-	-	3,199,348						
Total Estimated Project Cost					-	-	3,199,348	-	-	-	3,199,348			

PUERTO RICO DEPARTMENT OF TRANSPORTATION AND PUBLIC WORKS
 PUERTO RICO HIGHWAY AND TRANSPORTATION AUTHORITY
 TRANSPORTATION IMPROVEMENT PROGRAM
 FISCAL YEARS 2017-2020**
 DEOBLIGATED PROJECTS TO BE REOBLIGATED

Legend:
 F - Federal Funds
 TC - Toll Credits Funds
 S - State /Local Funds
 T - Total Funds

Núm.	AC-Code / Oracle # / Fed # / Program Code	Description	Town	Phase	Fed. Past Obligations /	TIP Fiscal Year				Future Investment	Total Est. Cost	Remarks
						2017	2018	2019	2020			
3	AC-301141 F000003341 0003047 ZP-30	Safety Improvements PR-3	Carolina Grande	NEPA	F	-	-	-	-	-	-	
					TC	-	-	-	-	-	-	
					S	-	-	-	-	-	-	
					T						-	
				Pre-Engineering	F	-	-	-	-	-	-	
					TC	-	-	-	-	-	-	
					S	-	-	-	-	-	-	
					T						-	
				Design	F	-	-	-	-	-	-	
					TC	-	-	-	-	-	-	
					S	-	-	-	-	-	-	
					T						-	
				ROW	F	-	-	-	-	-	-	
					TC	-	-	-	-	-	-	
					S	-	-	-	-	-	-	
					T						-	
				Construction	F	-	-	5,144,832	-	-	5,144,832	
					TC	-	-	1,286,208	-	-	1,286,208	
					S	-	-	-	-	-	-	
					T		6,431,040	-			6,431,040	
				Total Estimated Project Cost					-	-	-	6,431,040
4	AC-003510 F000035010 0035001 ZP-30	San Juan Island Traffic Signal System and PR-1 Improvements	San Juan	NEPA	F	-	-	-	-	-	-	
					TC	-	-	-	-	-	-	
					S	-	-	-	-	-	-	
					T						-	
				Pre-Engineering	F	-	-	-	-	-	-	
					TC	-	-	-	-	-	-	
					S	-	-	-	-	-	-	
					T						-	
				Design	F	-	-	-	-	-	-	
					TC	-	-	-	-	-	-	
					S	-	-	-	-	-	-	
					T						-	
				ROW	F	-	-	-	-	-	-	
					TC	-	-	-	-	-	-	
					S	-	-	-	-	-	-	
					T						-	
				Construction	F	-	-	1,430,192	-	-	1,430,192	
					TC	-	-	357,548	-	-	357,548	
					S	-	-	-	-	-	-	
					T		1,787,740	-			1,787,740	
				Total Estimated Project Cost					-	-	-	1,787,740

PUERTO RICO DEPARTMENT OF TRANSPORTATION AND PUBLIC WORKS
 PUERTO RICO HIGHWAY AND TRANSPORTATION AUTHORITY
 TRANSPORTATION IMPROVEMENT PROGRAM
 FISCAL YEARS 2017-2020**
 DEOBLIGATED PROJECTS TO BE REOBLIGATED

Legend:
 F - Federal Funds
 TC - Toll Credits Funds
 S - State /Local Funds
 T - Total Funds

Núm.	AC-Code / Oracle # / Fed # / Program Code	Description	Town	Phase	Fed. Past Obligations /	TIP Fiscal Year				Future Investment	Total Est. Cost	Remarks
						2017	2018	2019	2020			
5	AC-520120 B000522120 0052035 / 0052043 ZP-20	Implementation of Preventive Maintenance Protocol for Bridges 2267, 2271,2335,2370 and 2372 on Highway PR-52	Ponce	NEPA	F	-	-	-	-	-	-	
					TC	-	-	-	-	-	-	
					S	-	-	-	-	-	-	
					T						-	
				Pre-Engineering	F	-	-	-	-	-	-	
					TC	-	-	-	-	-	-	
					S	-	-	-	-	-	-	
					T						-	
				Design	F	-	-	-	-	-	-	
					TC	-	-	-	-	-	-	
					S	-	-	-	-	-	-	
					T						-	
				ROW	F	-	-	-	-	-	-	
					TC	-	-	-	-	-	-	
					S	-	-	-	-	-	-	
					T						-	
				Construction	F	-	-	9,600,000	-	-	9,600,000	
					TC	-	-	2,400,000	-	-	2,400,000	
					S	-	-	240,000	-	-	240,000	
					T			12,240,000	-		12,240,000	
				Total Estimated Project Cost					-	-	12,240,000	
6	AC-520131 T000522131 0052044 ZP-10, ZP-20, ZP-30	Congestion Managed Lanes Dynamic Toll Operations PR- 52 km. 9.16 to km 13.96 - Phase 2		NEPA	F	-	-	-	-	-	-	
					TC	-	-	-	-	-	-	
					S	-	-	-	-	-	-	
					T						-	
				Pre-Engineering	F	-	-	-	-	-	-	
					TC	-	-	-	-	-	-	
					S	-	-	-	-	-	-	
					T						-	
				Design	F	-	-	-	-	-	-	
					TC	-	-	-	-	-	-	
					S	-	-	-	-	-	-	
					T						-	
				ROW	F	-	-	-	-	-	-	
					TC	-	-	-	-	-	-	
					S	-	-	-	-	-	-	
					T						-	
				Construction	F	-	-	19,619,944	-	-	19,619,944	
					TC	-	-	4,904,986	-	-	4,904,986	
					S	-	-	-	-	-	-	
					T			24,524,930	-		24,524,930	
				Total Estimated Project Cost					-	-	24,524,930	

PUERTO RICO DEPARTMENT OF TRANSPORTATION AND PUBLIC WORKS
 PUERTO RICO HIGHWAY AND TRANSPORTATION AUTHORITY
 TRANSPORTATION IMPROVEMENT PROGRAM
 FISCAL YEARS 2017-2020**
 DEOBLIGATED PROJECTS TO BE REOBLIGATED

Legend:
 F - Federal Funds
 TC - Toll Credits Funds
 S - State /Local Funds
 T - Total Funds

Núm.	AC-Code / Oracle # / Fed # / Program Code	Description	Town	Phase	Fed. Past Obligations /	TIP Fiscal Year				Future Investment	Total Est. Cost	Remarks			
						2017	2018	2019	2020						
7	AC-001870 T000018070 0052045 MP-3E, ZP-10 ZP-20 , ZP-30	Congestion Managed Lanes Dynamic Toll Operations PR- 52 km 4.7 to km. 6.4 - Phase 3	NEPA	F	-	-	-	-	-	-	-				
				TC	-	-	-	-	-	-	-				
				S	-	-	-	-	-	-	-				
				T							-				
		Unit 1 - From Station 45+00 to Station 52+00	Pre-Engineering	F	-	-	-	-	-	-	-	-			
				TC	-	-	-	-	-	-	-	-			
				S	-	-	-	-	-	-	-	-			
				T								-			
		Unit 2 - From Station 52+00 to Station 57+00	Design	F	-	-	-	-	-	-	-	-			
				TC	-	-	-	-	-	-	-	-	-		
				S	-	-	-	-	-	-	-	-	-		
				T									-		
		Unit 3 - From Station 57+00 to Station 63+00	ROW	F	-	-	-	-	-	-	-	-	-		
				TC	-	-	-	-	-	-	-	-	-	-	
				S	-	-	-	-	-	-	-	-	-	-	
				T										-	
Unit 4 - From Station 123+80 to Station 151+66	Construction	F	-	-	19,388,451	-	-	-	-	19,388,451					
		TC	-	-	4,847,113	-	-	-	-	4,847,113					
		S	-	-	-	-	-	-	-	-	-				
		T			24,235,564	-	-	-	-	24,235,564					
Total Estimated Project Cost					-	-	24,235,564	-	-	-	24,235,564				
8	AC-012327 B000123027 0123013	Rehabilitation and Scour Mitigation of Bridge 1355, Highway PR-132	Adjuntas	NEPA	F	-	-	-	-	-	-	-			
					TC	-	-	-	-	-	-	-	-	-	
					S	-	-	-	-	-	-	-	-	-	
					T									-	
				Pre-Engineering	F	-	-	-	-	-	-	-	-	-	
					TC	-	-	-	-	-	-	-	-	-	
					S	-	-	-	-	-	-	-	-	-	
					T									-	
				Design	F	-	-	72,000	-	-	-	72,000			
					TC	-	-	18,000	-	-	-	18,000			
					S	-	-	-	-	-	-	-			
					T			90,000				90,000			
				ROW	F	-	-	-	-	-	-	-	-	-	
					TC	-	-	-	-	-	-	-	-	-	
					S	-	-	-	-	-	-	-	-	-	
					T									-	
Construction	F	-	-	-	-	-	464,675	464,675							
	TC	-	-	-	-	-	116,169	116,169							
	S	-	-	-	-	-	-	-							
	T				-	-	580,843	580,843							
Total Estimated Project Cost					-	-	90,000	-	-	580,843	670,843				

PUERTO RICO DEPARTMENT OF TRANSPORTATION AND PUBLIC WORKS
 PUERTO RICO HIGHWAY AND TRANSPORTATION AUTHORITY
 TRANSPORTATION IMPROVEMENT PROGRAM
 FISCAL YEARS 2017-2020**
 DEOBLIGATED PROJECTS TO BE REOBLIGATED

Legend:
 F - Federal Funds
 TC - Toll Credits Funds
 S - State /Local Funds
 T - Total Funds

Núm.	AC-Code / Oracle # / Fed # / Program Code	Description	Town	Phase	Fed. Past Obligations /	TIP Fiscal Year				Future Investment	Total Est. Cost	Remarks
						2017	2018	2019	2020			
9	AC-013934 B000139034 0139018 ZP-10	Rehabilitation of Bridge 284 Over Waterway, Highway PR- 139 km 22.8	Ponce	NEPA	F	-	-	-	-	-	-	-
					TC	-	-	-	-	-	-	-
					S	-	-	-	-	-	-	-
					T						-	
				Pre-Engineering	F	-	-	-	-	-	-	-
					TC	-	-	-	-	-	-	-
					S	-	-	-	-	-	-	-
					T						-	
				Design	F	-	-	-	-	-	-	-
					TC	-	-	-	-	-	-	-
					S	-	-	-	-	-	-	-
					T						-	
				ROW	F	-	-	-	-	-	-	-
					TC	-	-	-	-	-	-	-
					S	-	-	-	-	-	-	-
					T						-	
Construction	F	-	-	89,234	-	-	-	89,234				
	TC	-	-	22,308	-	-	-	22,308				
	S	-	-	-	-	-	-	-				
	T			111,542	-			111,542				
Total Estimated Project Cost						-	-	111,542	-	-	111,542	
10	AC-014076 B000140076 0140027 MP-1E, ZP-10	Replacement of Bridge 1828, Highay PR-140	Barceloneta	NEPA	F	-	-	-	-	-	-	-
					TC	-	-	-	-	-	-	-
					S	-	-	-	-	-	-	-
					T						-	
				Pre-Engineering	F	-	-	-	-	-	-	-
					TC	-	-	-	-	-	-	-
					S	-	-	-	-	-	-	-
					T						-	
				Design	F	-	-	-	-	-	-	-
					TC	-	-	-	-	-	-	-
					S	-	-	-	-	-	-	-
					T						-	
				ROW	F	-	-	-	-	-	-	-
					TC	-	-	-	-	-	-	-
					S	-	-	-	-	-	-	-
					T						-	
Construction	F	-	-	36,507	-	-	-	36,507				
	TC	-	-	9,127	-	-	-	9,127				
	S	-	-	-	-	-	-	-				
	T			45,634	-			45,634				
Total Estimated Project Cost						-	-	45,634	-	-	45,634	

PUERTO RICO DEPARTMENT OF TRANSPORTATION AND PUBLIC WORKS
 PUERTO RICO HIGHWAY AND TRANSPORTATION AUTHORITY
 TRANSPORTATION IMPROVEMENT PROGRAM
 FISCAL YEARS 2017-2020**
 DEOBLIGATED PROJECTS TO BE REOBLIGATED

Legend:
 F - Federal Funds
 TC - Toll Credits Funds
 S - State /Local Funds
 T - Total Funds

Núm.	AC-Code / Oracle # / Fed # / Program Code	Description	Town	Phase	Fed. Past Obligations /	TIP Fiscal Year				Future Investment	Total Est. Cost	Remarks
						2017	2018	2019	2020			
11	AC-014514 B000145014 0145007 ZP-10	Replacement of Bridge 1130, Highway PR-145	Ciales	NEPA	F	-	-	-	-	-	-	-
					TC	-	-	-	-	-	-	-
					S	-	-	-	-	-	-	-
					T						-	
				Pre-Engineering	F	-	-	-	-	-	-	-
					TC	-	-	-	-	-	-	-
					S	-	-	-	-	-	-	-
					T						-	
				Design	F	-	-	-	-	-	-	-
					TC	-	-	-	-	-	-	-
					S	-	-	-	-	-	-	-
					T						-	
				ROW	F	-	-	-	-	-	-	-
					TC	-	-	-	-	-	-	-
					S	-	-	-	-	-	-	-
					T						-	
Construction	F	-	-	180,916	-	-	-	180,916				
	TC	-	-	45,229	-	-	-	45,229				
	S	-	-	-	-	-	-	-				
	T			226,145	-			226,145				
Total Estimated Project Cost						-	-	226,145	-	-	226,145	
12	AC-800319 B009999319 0150008 ZP-10	Replacement of Bridge Over Descalabrado River, Highway PR-150	Coamo	NEPA	F	-	-	-	-	-	-	-
					TC	-	-	-	-	-	-	-
					S	-	-	-	-	-	-	-
					T						-	
				Pre-Engineering	F	-	-	-	-	-	-	-
					TC	-	-	-	-	-	-	-
					S	-	-	-	-	-	-	-
					T						-	
				Design	F	-	-	-	-	-	-	-
					TC	-	-	-	-	-	-	-
					S	-	-	-	-	-	-	-
					T						-	
				ROW	F	-	-	-	-	-	-	-
					TC	-	-	-	-	-	-	-
					S	-	-	-	-	-	-	-
					T						-	
Construction	F	-	-	279,537	-	-	-	279,537				
	TC	-	-	69,884	-	-	-	69,884				
	S	-	-	-	-	-	-	-				
	T			349,422	-			349,422				
Total Estimated Project Cost						-	-	349,422	-	-	349,422	

PUERTO RICO DEPARTMENT OF TRANSPORTATION AND PUBLIC WORKS
 PUERTO RICO HIGHWAY AND TRANSPORTATION AUTHORITY
 TRANSPORTATION IMPROVEMENT PROGRAM
 FISCAL YEARS 2017-2020**
 DEOBLIGATED PROJECTS TO BE REOBLIGATED

Legend:
 F - Federal Funds
 TC - Toll Credits Funds
 S - State /Local Funds
 T - Total Funds

Núm.	AC-Code / Oracle # / Fed # / Program Code	Description	Town	Phase	Fed. Past Obligations /	TIP Fiscal Year				Future Investment	Total Est. Cost	Remarks	
						2017	2018	2019	2020				
13	AC-017417 B000174017 0174011 ZP-10	Replacement of Bridge 2479, Highway PR-174 km 14.0	Bayamon	NEPA	F	-	-	-	-	-	-	-	
					TC	-	-	-	-	-	-	-	
					S	-	-	-	-	-	-	-	
					T						-		
				Pre-Engineering	F	-	-	-	-	-	-	-	-
					TC	-	-	-	-	-	-	-	-
					S	-	-	-	-	-	-	-	-
					T						-		
				Design	F	-	-	240,000	-	-	-	240,000	
					TC	-	-	60,000	-	-	-	60,000	
					S	-	-	-	-	-	-	-	
					T			300,000				300,000	
				ROW	F	-	-	-	-	-	-	-	-
					TC	-	-	-	-	-	-	-	-
					S	-	-	-	-	-	-	-	-
					T						-		
				Construction	F	-	-	-	-	-	4,147,650	4,147,650	
					TC	-	-	-	-	-	1,036,913	1,036,913	
					S	-	-	-	-	-	-	-	
					T						5,184,563	5,184,563	
Total Estimated Project Cost						-	-	300,000	-	-	5,184,563	5,484,563	
14	AC-062305 B000623005 0623001 ZP-10	Rehabilitation of Bridge 1199, Highway PR-623 km 1.8	Arecibo	NEPA	F	-	-	-	-	-	-	-	
					TC	-	-	-	-	-	-	-	
					S	-	-	-	-	-	-	-	
					T						-		
				Pre-Engineering	F	-	-	-	-	-	-	-	-
					TC	-	-	-	-	-	-	-	-
					S	-	-	-	-	-	-	-	-
					T						-		
				Design	F	-	-	90,730	-	-	-	90,730	
					TC	-	-	22,682	-	-	-	22,682	
					S	-	-	-	-	-	-	-	
					T			113,412				113,412	
				ROW	F	-	-	-	-	-	-	-	-
					TC	-	-	-	-	-	-	-	-
					S	-	-	-	-	-	-	-	-
					T						-		
				Construction	F	-	-	-	-	-	449,906	449,906	
					TC	-	-	-	-	-	112,477	112,477	
					S	-	-	-	-	-	-	-	
					T						562,383	562,383	
Total Estimated Project Cost						-	-	113,412	-	-	562,383	675,795	

PUERTO RICO DEPARTMENT OF TRANSPORTATION AND PUBLIC WORKS
 PUERTO RICO HIGHWAY AND TRANSPORTATION AUTHORITY
 TRANSPORTATION IMPROVEMENT PROGRAM
 FISCAL YEARS 2017-2020**
 DEOBLIGATED PROJECTS TO BE REOBLIGATED

Legend:
 F - Federal Funds
 TC - Toll Credits Funds
 S - State /Local Funds
 T - Total Funds

Núm.	AC-Code / Oracle # / Fed # / Program Code	Description	Town	Phase	Fed. Past Obligations /	TIP Fiscal Year				Future Investment	Total Est. Cost	Remarks
						2017	2018	2019	2020			
15	AC-992904 B009929004 9929001 ZP-10	Replacement of Bridge 1851, Highway PR-9929	San Lorenzo	NEPA	F	-	-	-	-	-	-	-
					TC	-	-	-	-	-	-	-
					S	-	-	-	-	-	-	-
					T						-	
				Pre-Engineering	F	-	-	-	-	-	-	-
					TC	-	-	-	-	-	-	-
					S	-	-	-	-	-	-	-
					T						-	
				Design	F	-	-	-	-	-	-	-
					TC	-	-	-	-	-	-	-
					S	-	-	-	-	-	-	-
					T						-	
				ROW	F	-	-	-	-	-	-	-
					TC	-	-	-	-	-	-	-
					S	-	-	-	-	-	-	-
					T						-	
Construction	F	-	-	134,714	-	-	-	134,714				
	TC	-	-	33,679	-	-	-	33,679				
	S	-	-	-	-	-	-	-				
	T			168,393	-			168,393				
Total Estimated Project Cost						-	-	168,393	-	-	168,393	
16	AC-801271 B010014271 9999122 ZP-10	Replacement of Bridge 172 over Descalabrado River, Highway PR-14	Coamo	NEPA	F	-	-	-	-	-	-	-
					TC	-	-	-	-	-	-	-
					S	-	-	-	-	-	-	-
					T						-	
				Pre-Engineering	F	-	-	-	-	-	-	-
					TC	-	-	-	-	-	-	-
					S	-	-	-	-	-	-	-
					T						-	
				Design	F	-	-	-	-	-	-	-
					TC	-	-	-	-	-	-	-
					S	-	-	-	-	-	-	-
					T						-	
				ROW	F	-	-	-	-	-	-	-
					TC	-	-	-	-	-	-	-
					S	-	-	-	-	-	-	-
					T						-	
Construction	F	-	-	964,895	-	-	-	964,895				
	TC	-	-	241,224	-	-	-	241,224				
	S	-	-	-	-	-	-	-				
	T			1,206,119	-			1,206,119				
Total Estimated Project Cost						-	-	1,206,119	-	-	1,206,119	

PUERTO RICO DEPARTMENT OF TRANSPORTATION AND PUBLIC WORKS
 PUERTO RICO HIGHWAY AND TRANSPORTATION AUTHORITY
 TRANSPORTATION IMPROVEMENT PROGRAM
 FISCAL YEARS 2017-2020**
 DEOBLIGATED PROJECTS TO BE REOBLIGATED

Legend:
 F - Federal Funds
 TC - Toll Credits Funds
 S - State /Local Funds
 T - Total Funds

Núm.	AC-Code / Oracle # / Fed # / Program Code	Description	Town	Phase	Fed. Past Obligations /	TIP Fiscal Year				Future Investment	Total Est. Cost	Remarks
						2017	2018	2019	2020			
17	AC-800478 B009999478 9999207 ZP-10	Replacement of Bridge 631 over Cofresi Crrek PR-200R km. 0.1 and NO. 1133 Unknown Creek Progreso ST. PR-200	Vieques	NEPA	F	-	-	-	-	-	-	
					TC	-	-	-	-	-	-	
					S	-	-	-	-	-	-	
					T						-	
				Pre-Engineering	F	-	-	-	-	-	-	
					TC	-	-	-	-	-	-	
					S	-	-	-	-	-	-	
					T						-	
				Design	F	-	-	267,243	-	-	267,243	
					TC	-	-	66,811	-	-	66,811	
					S	-	-	-	-	-	-	
					T			334,054			334,054	
				ROW	F	-	-	-	-	-	-	
					TC	-	-	-	-	-	-	
					S	-	-	-	-	-	-	
					T						-	
				Construction	F	-	-	-	-	1,419,200	1,419,200	Construction Cost included in STIP
					TC	-	-	-	-	354,800	354,800	
					S	-	-	-	-	-	-	
					T			-		1,774,000	1,774,000	
				Total Estimated Project Cost						1,774,000	2,108,054	
18	AC-220124 T000022224 9999238 ZP-20	RFP Northwest Corridor Access Modification, Management and Financial Plan		NEPA	F	-	-	-	-	-	-	
					TC	-	-	-	-	-	-	
					S	-	-	-	-	-	-	
					T						-	
				Pre-Engineering	F	-	-	800,000	-	-	800,000	
					TC	-	-	200,000	-	-	200,000	
					S	-	-	-	-	-	-	
					T			1,000,000			1,000,000	
				Design	F	-	-	-	-	-	-	
					TC	-	-	-	-	-	-	
					S	-	-	-	-	-	-	
					T						-	
				ROW	F	-	-	-	-	-	-	
					TC	-	-	-	-	-	-	
					S	-	-	-	-	-	-	
					T						-	
				Construction	F	-	-	-	-	-	-	
					TC	-	-	-	-	-	-	
					S	-	-	-	-	-	-	
					T			-			-	
				Total Estimated Project Cost						-	1,000,000	

PUERTO RICO DEPARTMENT OF TRANSPORTATION AND PUBLIC WORKS
 PUERTO RICO HIGHWAY AND TRANSPORTATION AUTHORITY
 TRANSPORTATION IMPROVEMENT PROGRAM
 FISCAL YEARS 2017-2020**
 DEOBLIGATED PROJECTS TO BE REOBLIGATED

Legend:
 F - Federal Funds
 TC - Toll Credits Funds
 S - State /Local Funds
 T - Total Funds

Núm.	AC-Code / Oracle # / Fed # / Program Code	Description	Town	Phase	Fed. Past Obligations /	TIP Fiscal Year				Future Investment	Total Est. Cost	Remarks
						2017	2018	2019	2020			
19	AC-800494 L009999494 9999225 MP-2E, ZP-20	Traffic Signal Systems Preventive Maintenance and Emergency Repair Services PR- 2	Moca Hormigueros	NEPA	F	-	-	-	-	-	-	
					TC	-	-	-	-	-	-	
					S	-	-	-	-	-	-	
					T						-	
				Pre-Engineering	F	-	-	-	-	-	-	
					TC	-	-	-	-	-	-	
					S	-	-	-	-	-	-	
					T						-	
				Design	F	-	-	-	-	-	-	
					TC	-	-	-	-	-	-	
					S	-	-	-	-	-	-	
					T						-	
				ROW	F	-	-	-	-	-	-	
					TC	-	-	-	-	-	-	
					S	-	-	-	-	-	-	
					T						-	
				Construction	F	-	-	1,749,840	-	-	1,749,840	
					TC	-	-	437,460	-	-	437,460	
					S	-	-	-	-	-	-	
					T		2,187,300	-			2,187,300	
				Total Estimated Project Cost					-	-	2,187,300	
20	AC-200277 M000002477 TIGER	Tiger Project - Caparra Interchange Improvements - State Funding to be Paid with Federal Funds	Guaynabo	NEPA	F	-	-	-	-	-	-	
					TC	-	-	-	-	-	-	
					S	-	-	-	-	-	-	
					T						-	
				Pre-Engineering	F	-	-	-	-	-	-	
					TC	-	-	-	-	-	-	
					S	-	-	-	-	-	-	
					T						-	
				Design	F	-	-	-	-	-	-	
					TC	-	-	-	-	-	-	
					S	-	-	-	-	-	-	
					T						-	
				ROW	F	-	-	-	-	-	-	
					TC	-	-	-	-	-	-	
					S	-	-	-	-	-	-	
					T						-	
				Construction	F	-	-	3,600,000	-	-	3,600,000	
					TC	-	-	900,000	-	-	900,000	
					S	-	-	-	-	-	-	
					T		4,500,000	-			4,500,000	
				Total Estimated Project Cost					-	-	4,500,000	

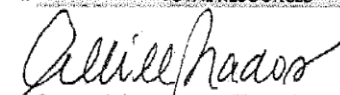
PUERTO RICO DEPARTMENT OF TRANSPORTATION AND PUBLIC WORKS
 PUERTO RICO HIGHWAY AND TRANSPORTATION AUTHORITY
 TRANSPORTATION IMPROVEMENT PROGRAM
 FISCAL YEARS 2017-2020**
 DEOBLIGATED PROJECTS TO BE REOBLIGATED

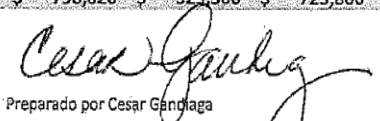
Legend:
 F - Federal Funds
 TC - Toll Credits Funds
 S - State /Local Funds
 T - Total Funds

Núm.	AC-Code / Oracle # / Fed # / Program Code	Description	Town	Phase	Fed. Past Obligations /	TIP Fiscal Year				Future Investment	Total Est. Cost	Remarks		
						2017	2018	2019	2020					
21	AC-000218 9999(239) ZP-20	Additional Funds - Feasibility Study - IMPROVEMENTS TO AGUADILLA AIRPORT ACCESS THROUGH PR-100, PR-107 AND CONNECTOR TO BURN STREET (AC-000228)	Aguadilla	NEPA	F	-	-	-	-	-	-	-	Additional Funding to be used from the available balance of the the deobligated projects.	
					TC	-	-	-	-	-	-			
					S	-	-	-	-	-	-			
					T						-			
				Pre-Engineering	F	636,331	-	521,680	-	-	-	1,158,011		
					TC	156,605	-	130,420	-	-	-	287,025		
					S	203,405	-	-	-	-	-	203,405		
					T	996,340		652,100			1,648,440			
				Design	F	-	-	-	-	-	-	-		
					TC	-	-	-	-	-	-	-		
					S	-	-	-	-	-	-	-		
					T						-			
				ROW	F	-	-	-	-	-	800,000	800,000		Programmed in the STIP for FY 2019
					TC	-	-	-	-	-	200,000	200,000		
					S	-	-	-	-	-	-	-		
					T					1,000,000	1,000,000			
				Construction	F	-	-	-	-	-	3,800,000	-		Programmed in the STIP under "Future Investment"
					TC	-	-	-	-	-	950,000	-		
					S	-	-	-	-	-	250,000	-		
					T			-		5,000,000	5,000,000			
Total Estimated Project Cost					996,340	-	652,100	-	-	6,000,000	7,648,440			

PUERTO RICO HIGHWAY AND TRANSPORTATION AUTHORITY
 INVESTMENT PROGRAM (IN THOUSANDS)

RESOURCES		2015-2016	2016-2017	2017-2018	2018-2019	2019-2020
1 GASOLINE TAX REVENUE	\$	158,000	-	\$ 146,000	\$ 145,000	\$ 146,000
2 DIESEL OIL TAXES		9,000	-	12,000	12,000	12,000
3 MOTOR VEHICLE LICENSE FEES		92,600	60,000	93,000	93,000	93,000
4 TOLL REVENUES		128,400	128,000	137,000	138,000	140,000
5 PETROLEUM TAX REVENUE		177,220	140,000	135,000	126,000	126,000
6 CIGARETTE TAXES		20,000	20,000	20,000	20,000	20,000
7 INVESTMENT INCOME		10,000	-	-	-	-
8 TOTAL REVENUES FROM TAXES AND INTEREST		595,220	348,000	543,000	534,000	537,000
9 FEDERAL AID - FHWA & EARMARKED PROJECTS		130,000	130,000	135,000	140,000	145,000
10 FEDERAL AID-FTA FOR TREN URBANO MAINTENANCE		15,000	20,000	20,000	20,000	20,000
11 TOTAL FEDERAL FUNDS		145,000	150,000	155,000	160,000	165,000
12 LOCAL APPROPRIATIONS		10,000	-	-	-	-
13 TOTAL FEDERAL AND LOCAL FUNDS		155,000	150,000	155,000	160,000	165,000
14 TRANSIT REVENUES		12,000	10,000	10,200	10,404	10,612
15 ELECTRONIC TOLL FINES		10,000	10,000	10,200	10,404	10,612
16 OTHER INCOME		25,800	5,300	5,406	5,514	5,624
17 TOTAL OTHER INCOME		47,800	25,300	25,806	26,322	26,849
18 TOTAL REVENUES	\$	798,020	\$ 523,300	\$ 723,806	\$ 720,322	\$ 728,849
PROGRAM EXPENDITURES		2015-2016	2016-2017	2017-2018	2018-2019	2019-2020
19 RIGHT OF WAY	\$	10,000	\$ 10,000	\$ 10,000	\$ 10,000	\$ 10,000
20 DESIGN		10,000	10,000	10,000	10,000	10,000
21 CONSTRUCTION LOCAL		14,200	15,000	15,000	15,000	15,000
23 CONSTRUCTION FEDERAL (FHWA)		130,000	130,000	135,000	140,000	145,000
24 SUB TOTAL		164,200	165,000	170,000	175,000	180,000
25 SALARIES AND FRINGE BENEFITS		47,848	47,475	48,425	49,393	50,381
27 OTHER OPERATIONAL EXPENSES		5,800	3,525	3,596	3,667	3,741
28 OPERATIONAL CONSTRUCTION PROGRAM		53,648	51,000	52,020	53,060	54,122
29 LITIGATION RESERVE		8,800	8,000	8,160	8,863	9,520
30 RIGHT OF WAY PAYMENTS		27,000	21,000	16,960	15,299	13,605
31 TOTAL CONSTRUCTION PROGRAM		253,648	245,000	247,140	249,223	251,247
32 SALARIES AND FRINGE BENEFITS		46,902	44,056	44,937	45,836	46,753
33 OTHER OPERATIONAL EXPENSES		16,325	12,566	12,817	13,074	13,335
34 TREN URBANO AND FEEDER BUSES		81,754	78,974	80,553	82,165	83,808
35 AUTOPISTAS		35,525	32,704	33,358	34,025	34,706
36 TOTAL OPERATIONAL COSTS		180,506	168,300	171,666	175,099	178,601
37 TOTAL CONSTRUCTION AND OPERATIONAL COSTS	\$	434,154	\$ 413,300	\$ 418,806	\$ 424,322	\$ 429,849
DEBT SERVICE		2015-2016	2016-2017	2017-2018	2018-2019	2019-2020
38 EXISTING DEBT SERVICE (Principal)	\$	102,926	-	-	-	-
39 EXISTING DEBT SERVICE (Interest)		244,263	-	195,000	186,000	189,000
41 TOTAL BOND DEBT SERVICE		347,189	-	195,000	186,000	189,000
42 INTEREST ON GDB LINES OF CREDIT		-	110,000	110,000	110,000	110,000
43 TOTAL DEBT SERVICE		347,189	110,000	305,000	296,000	299,000
44 TOTAL FINANCING EXPENDITURES		347,189	110,000	305,000	296,000	299,000
45 TOTAL EXPENDITURES	\$	781,343	\$ 523,300	\$ 723,806	\$ 720,322	\$ 728,849
46 FINANCING		16,677	-	-	-	-
47 TOTAL RESOURCES	\$	798,020	\$ 523,300	\$ 723,806	\$ 720,322	\$ 728,849


 Recomendado por Carmen Villar Prados
 Director Ejecutivo


 Preparado por Cesar Gandia
 Director Ejecutivo Auxiliar de Administracion y Finanzas

6/3/16

Las cifras presentadas son estimados basadas en la experiencia y en los datos que tenemos a la mano al preparar este documento.

Esta tabla de Inversion es valida para los años aqui presentados siempre que los ingresos legislados que son estimados se materializen.
 Si por alguna razon la Autoridad no recibe alguno o la totalidad de los ingresos legislados esta tabla tendria que ser ajustada a esa nueva realidad.