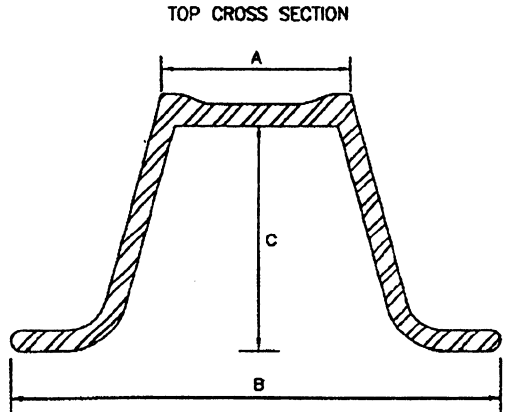
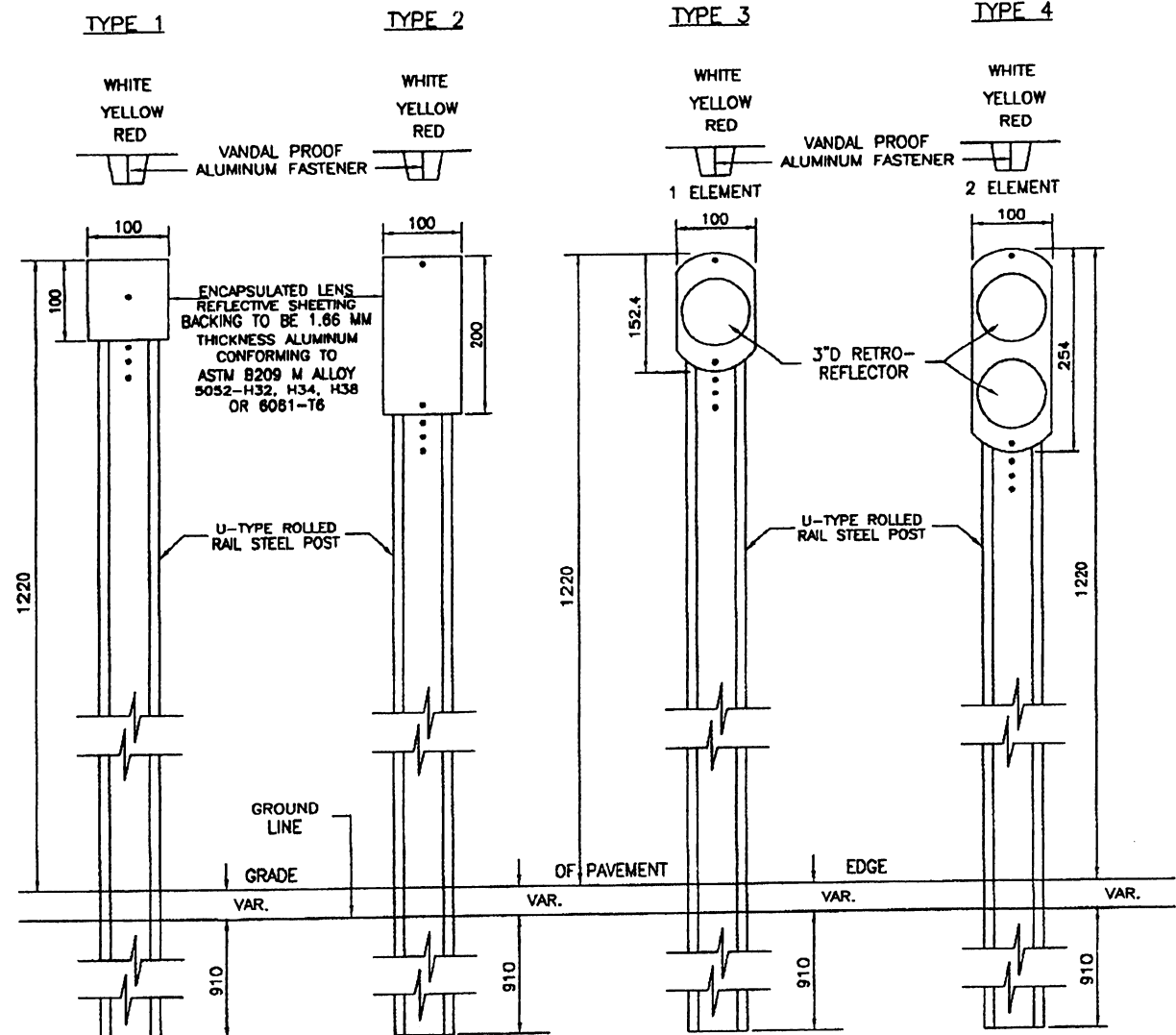


U - SHAPED RAIL STEEL POST



SPECIFICATION		
DIMENSION	MAXIMUM	MINIMUM
A	32.5	32.5
B	77.8	77.8
C	38.5	37.1

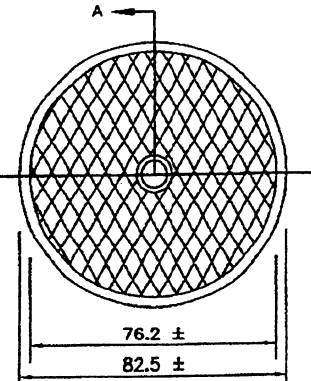
WT. PER LINEAR METER 3.72 kg TO 2.98 kg.



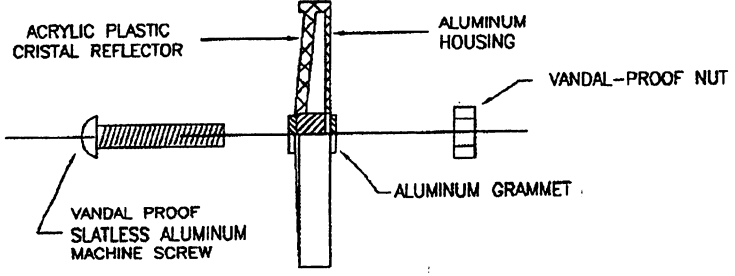
ENCAPSULATED LENS  
REFLECTIVE SHEETING  
BACKING TO BE 1.06 MM  
THICKNESS ALUMINUM  
CONFORMING TO  
ASTM B209 M ALLOY  
5052-H32, H34, H38  
OR 8081-T6

3"Ø RETRO-REFLECTOR

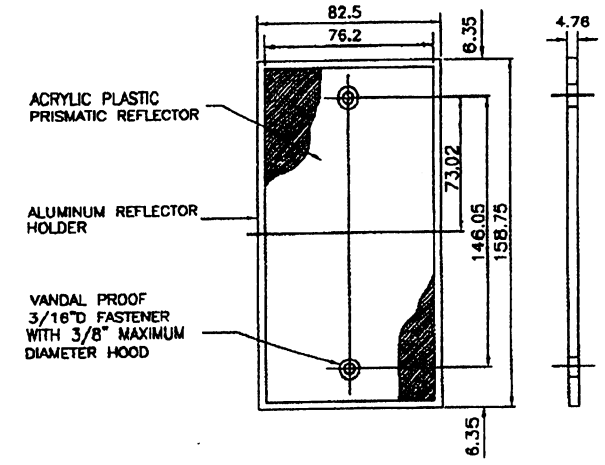
GROUND LINE  
GRADE  
OF PAVEMENT  
EDGE



ALTERNATE FOR TYPE 1 & 3



SECTION A-A



ALTERNATE FOR TYPE 2 & 4

- NOTES:
1. USE DRIVING CAPS TO DRIVE POSTS.
  2. THE COLORS OF DELINEATORS SHALL SHOWN UNLESS ANOTHER COLOR IS CONFORM TO THE COLOR OF THE EDGELINES.
  3. DIMENSIONS IN MILLIMETERS UNLESS OTHERWISE SPECIFIED.

EFFECTIVE DATE: OCTOBER 1997

COMMONWEALTH OF PUERTO RICO  
DEPARTMENT OF TRANSPORTATION  
AND PUBLIC WORKS  
HIGHWAY AND TRANSPORTATION AUTHORITY

**DELINEATORS  
STANDARD MOUNTING  
TYPES 1, 2, 3 & 4**

RECOMMENDED BY: *[Signature]*  
ASST. EXC. DIR. FOR TRAFFIC  
DATE: 2-8-97

APPROVED BY: *[Signature]*  
EXECUTIVE DIRECTOR  
DATE:

APPROVED BY: *[Signature]*  
DIR. ADM. FHWA-PR DIVISION  
DATE: Oct. 9, 97

DATE	REVISION	BY

STD. DWG. DLN  
1 OF 2