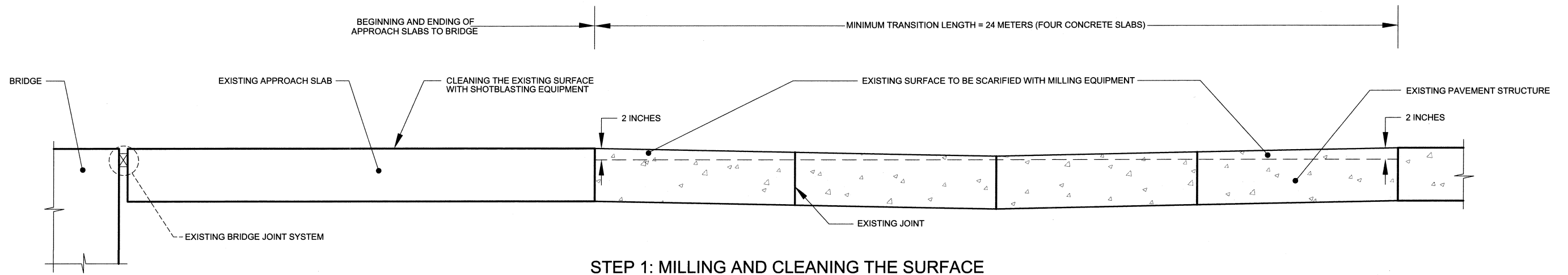
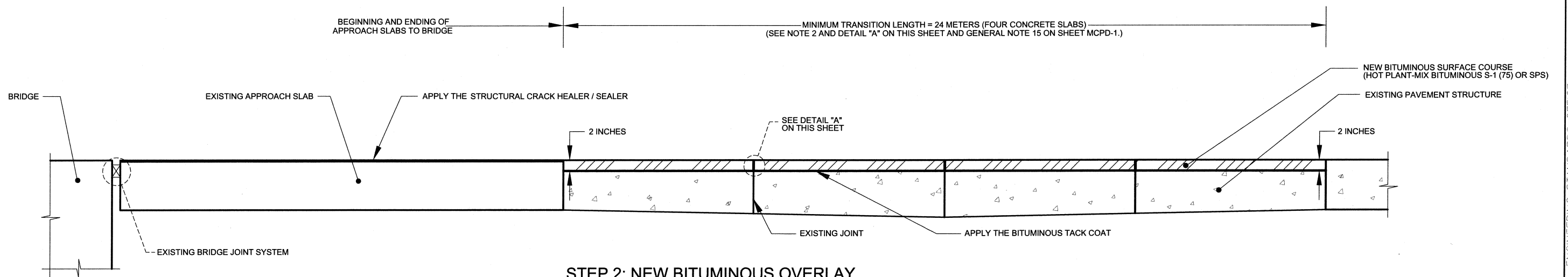


DWG BY: LMARTINEZ 9934

BY	REVISION	DATE
BY	REVISION	DATE
BY	REVISION	DATE
BY	REVISION	DATE
BY	REVISION	DATE
BY	REVISION	DATE
BY	REVISION	DATE
BY	REVISION	DATE
BY	REVISION	DATE
BY	REVISION	DATE
DATE	REVISION	DATE
SEP. 09	ORIGINAL	
MAY 10	NOTES	



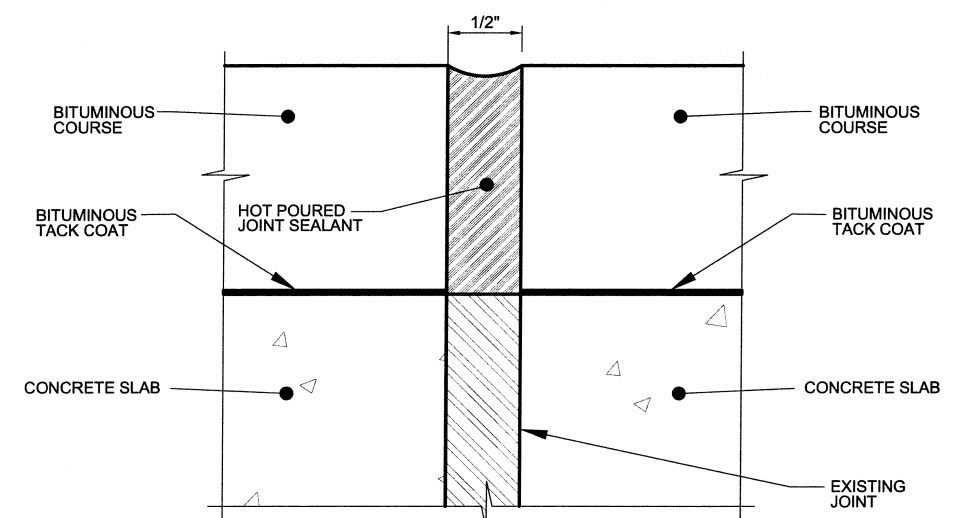
**STEP 1: MILLING AND CLEANING THE SURFACE**



**STEP 2: NEW BITUMINOUS OVERLAY**

**NOTES:**

1. THE GENERAL NOTES, PROCEDURES AND DETAILS FOR TRANSITION TO CONCRETE PAVEMENTS AND STRUCTURES TYPE 1 ARE SHOWN ON SHEET MCPD-1.
2. THE NEW BITUMINOUS SURFACE COURSE SHALL BE CUT TO MAKE TRANSVERSE JOINTS OVER EXISTING OR NEW CONCRETE PAVEMENT JOINTS. THE NEW BITUMINOUS PAVEMENT JOINTS SHALL BE SEALED WITH HOT POURED JOINT SEALANT.



**DETAIL "A"**



COMMONWEALTH OF PUERTO RICO  
DEPARTMENT OF TRANSPORTATION AND PUBLIC WORKS  
HIGHWAY AND TRANSPORTATION AUTHORITY

STANDARD DRAWING APPROVED BY:

ASSISTANT EXECUTIVE DIRECTOR  
FOR INFRASTRUCTURE

30/SEP/10

MISCELLANEOUS CONCRETE  
PAVEMENT DETAILS  
DETAILS FOR TRANSITION TO CONCRETE  
PAVEMENTS AND STRUCTURES TYPE 1

MCPD-02

MAY 2010