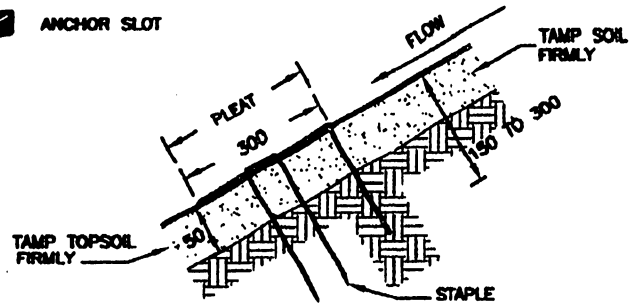
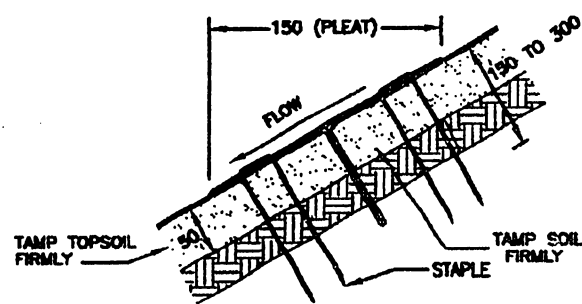


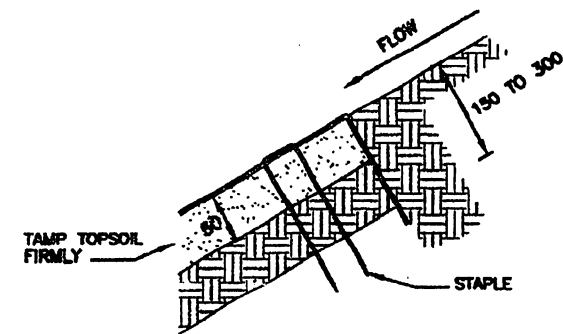
ISOMETRIC VIEW



JUNCTION SLOT

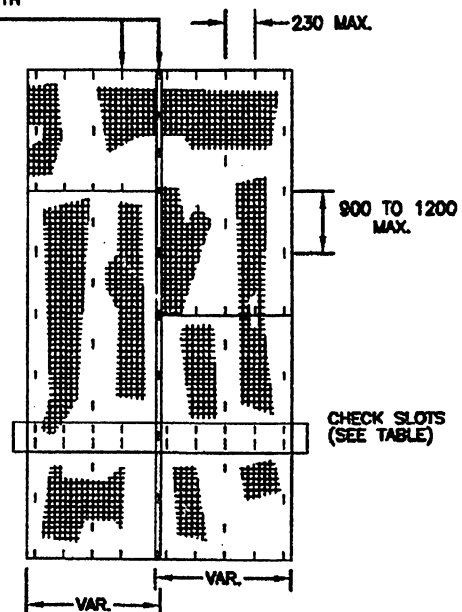


CHECK SLOT

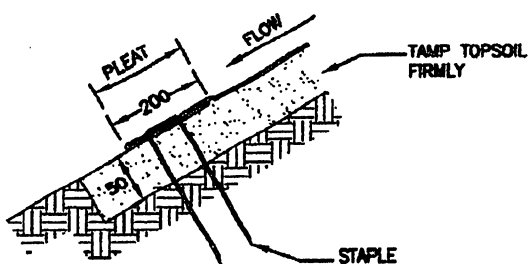


ANCHOR SLOT

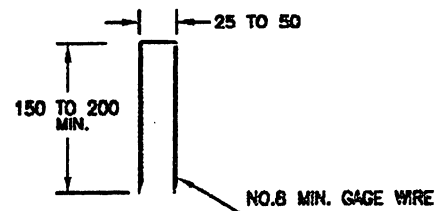
COMBINE THIRD ROW OF STAPLES FROM EACH STRIP IN LAP WITH ALTERNATE SPACING.



TOP VIEW STAPLING DIAGRAM

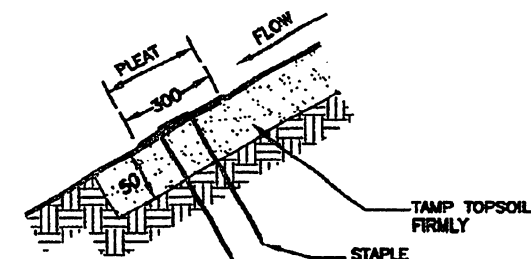


TERMINAL SLOT



200 STAPLE MINIMUM LENGTH FOR SANDY SOIL
150 STAPLE MINIMUM LENGTH FOR OTHER SOIL

STAPLE DETAIL



LAP JOINT

CHECK SLOT SPACING	
SLOPE	SPACING
LESS THAN 4%	30 M
4% OR MORE	15 M

NOTE:

ALL DIMENSIONS SHOWN ARE IN MILLIMETERS UNLESS OTHERWISE SPECIFIED.

EFFECTIVE DATE: OCTOBER 1998

COMMONWEALTH OF PUERTO RICO DEPARTMENT OF TRANSPORTATION AND PUBLIC WORKS HIGHWAY AND TRANSPORTATION AUTHORITY		
TURF ESTABLISHMENT JUTE MESH PLACEMENT	RECOMMENDED BY: <i>[Signature]</i> DISTRICT AREA DIRECTOR	
	APPROVED BY: <i>[Signature]</i> EXECUTIVE DIRECTOR	
	DATE: 8-21-98	
	APPROVED BY: <i>[Signature]</i> DIV. ADM. FHWA-PR DIVISION	
DATE	REVISION	BY
STD. DWG.	TUST	1 OF 10