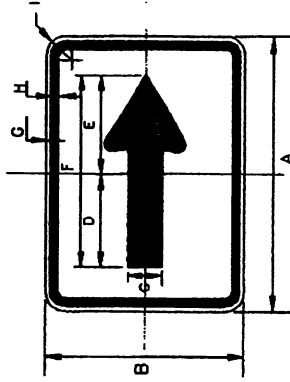


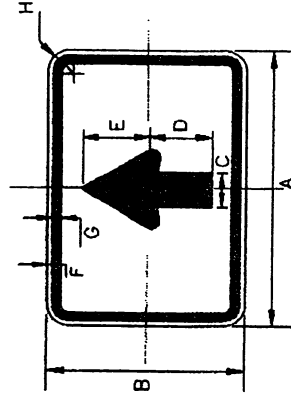
M5-1

DIMENSIONS (INCHES)													
A	B	C	D	E	F	G	H	I	J	K	L	M	N
21.00	15.00	2.06	7.13	0.75	3.19	2.63	5.06	3.38	1.50	0.63	0.38	0.56	0.75
31.50	22.50	3.09	10.68	1.13	4.76	3.94	7.59	5.06	2.25	0.94	0.56	0.84	1.13
42.00	30.00	4.12	14.25	1.50	6.38	5.25	10.13	6.75	3.00	1.25	0.75	1.13	1.50



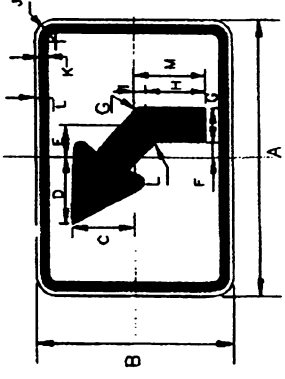
M6-1

DIMENSIONS (INCHES)							
A	B	C	D	E	F	G	H
21.00	15.00	2.63	7.13	7.50	14.63	0.38	0.63
31.50	22.50	3.94	10.69	11.25	21.94	0.56	0.94
42.00	30.00	5.25	14.25	15.00	29.25	0.75	1.25



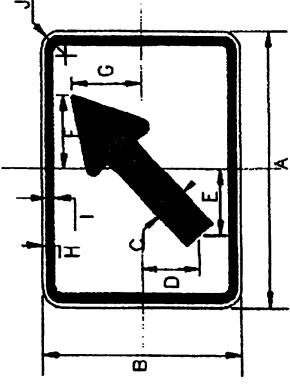
M6-3

DIMENSIONS (INCHES)							
A	B	C	D	E	F	G	H
21.00	15.00	2.63	4.88	4.88	0.38	0.63	1.50
31.50	22.50	3.94	7.31	7.32	0.56	0.94	2.25
42.00	30.00	5.25	9.75	9.76	0.75	1.25	3.00



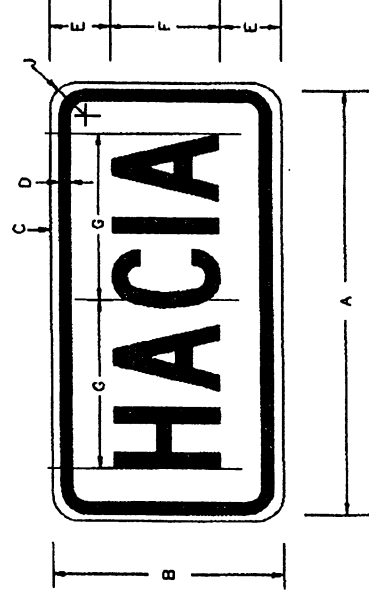
M5-2

DIMENSIONS (INCHES)													
A	B	C	D	E	F	G	H	I	J	K	L	M	
21.00	15.00	4.75	4.50	2.44	1.13	0.38	4.69	0.75	1.50	0.63	0.38	5.44	
31.50	22.50	7.13	6.75	3.66	1.69	0.56	7.03	1.13	2.25	0.94	0.56	8.16	
42.00	30.00	9.50	9.00	4.88	2.25	0.75	9.38	1.50	3.00	1.25	0.75	10.88	



M6-2

DIMENSIONS (INCHES)									
A	B	C	D	E	F	G	H	I	J
21.00	15.00	2.63	4.31	5.06	5.63	5.06	0.38	0.63	1.50
31.50	22.50	3.94	6.47	7.59	8.45	7.59	0.56	0.94	2.25
42.00	30.00	5.25	8.63	10.12	11.26	10.13	0.75	1.25	3.00



M4-3

DIMENSIONS (INCHES)							
A	B	C	D	E	F	G	J
24.00	12.00	0.38	0.63	3.00	6C	9.47	1.50
36.00	18.00	0.57	0.95	4.50	9C	14.21	2.25
48.00	24.00	0.76	1.26	6.00	12C	18.94	3.00

EFFECTIVE DATE: JULY 2000

COMMONWEALTH OF PUERTO RICO  
DEPARTMENT OF TRANSPORTATION  
AND PUBLIC WORKS  
HIGHWAY AND TRANSPORTATION AUTHORITY

RECOMMENDED BY:  
DEPUTY EXEC. DIR. FOR  
TRAFFIC AND TOLL ROADS  
DATE: 12-12-00

APPROVED BY:  
EXECUTIVE DIRECTOR  
DATE: 12-12-00

APPROVED BY:  
SECRETARY  
DATE: MAY-19-00

GENERAL  
INFORMATION SIGNS  
AUXILIARY PLATE

DATE	REVISION	BY

STD. GIS  
DWG. 2 OF 50