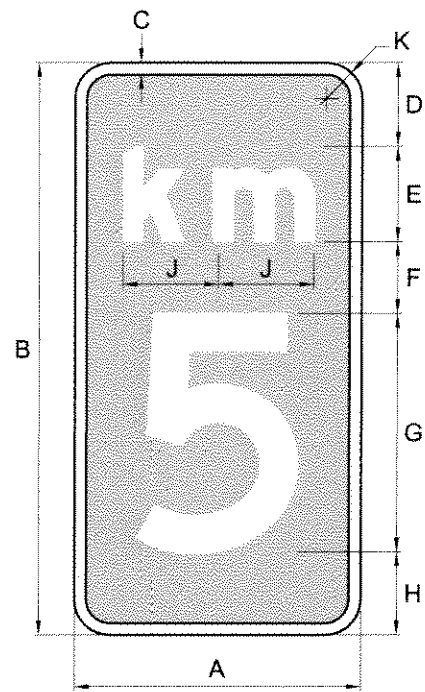


DATE	BY	REVISION
AUG. 99		ORIGINAL
SEP. 09		GENERAL REVISION

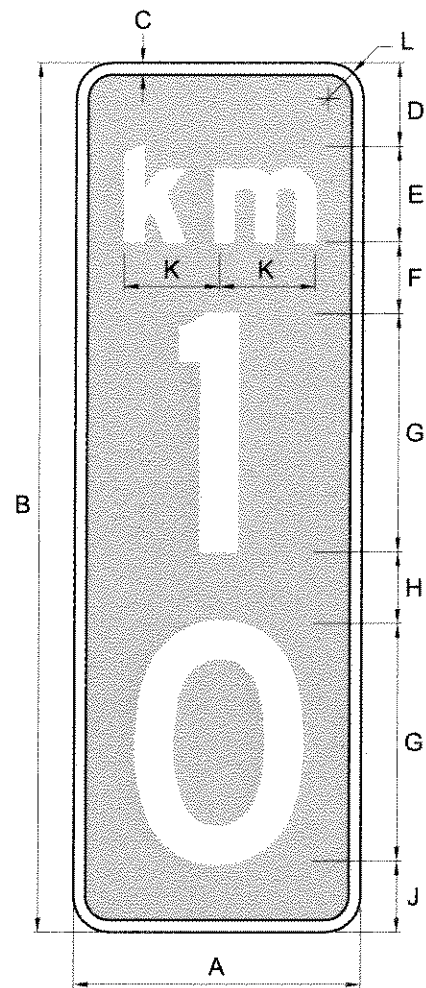
DATE	BY	REVISION

DATE	BY	REVISION

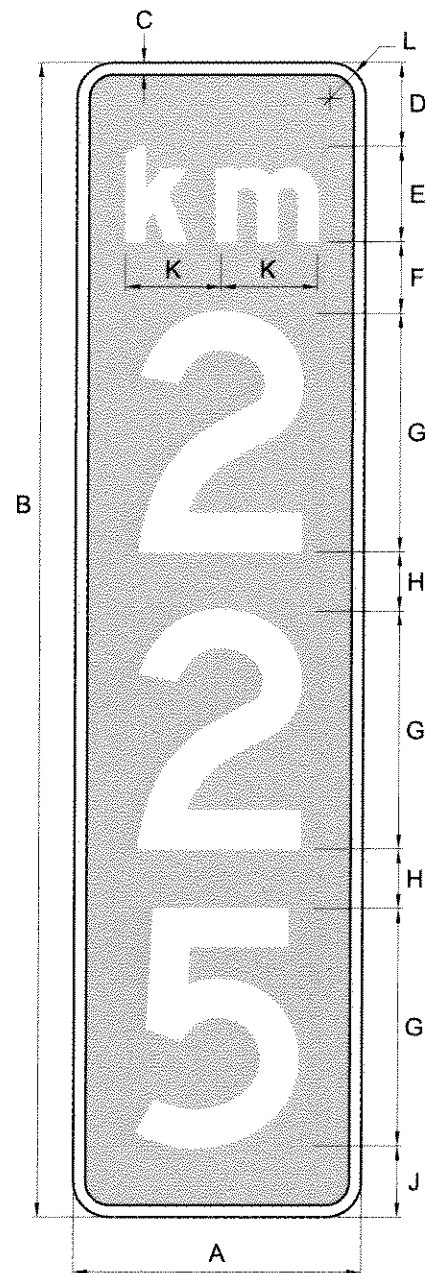
DATE	BY	REVISION



D10-1
1 DIGIT



D10-2
2 DIGITS



D10-3
3 DIGITS

KILOMETER PANEL
NOT TO SCALE

NOTES:

1. DIMENSION "E" CORRESPONDS TO THE SIZE AND SERIE OF THE LETTER.
2. DIMENSION "G" CORRESPONDS TO THE SIZE AND SERIE OF THE LETTER.
3. CONCRETE BARRIER STANDARD MOUNTING IS NOT APPLICABLE FOR POST MARKERS INSTALLED IN HIGHWAYS WITH SPEED EQUAL OR LARGER THAN 50 MPH.
4. THE DIMENSION SHOWN IN THE TABLE ARE IN INCHES.

COLORS

1. LEGEND AND BORDER - WHITE (RETROREFLECTIVE)
2. BACKGROUND - GREEN (RETROREFLECTIVE)

LEGEND

- S - SPEED (MPH)
- ≤ - EQUAL OR SMALLER
- ≥ - EQUAL OR LARGER

S ≤ 35 mph				35 < S < 50 mph				S ≥ 50 mph			
Dimension (inches)	1 digit	2 digits	3 digits	Dimension (inches)	1 digit	2 digits	3 digits	Dimension (inches)	1 digit	2 digits	3 digits
A	8.0	8.0	8.0	A	10.0	10.0	10.0	A	12.0	12.0	12.0
B	13.0	19.0	25.0	B	18.0	27.0	36.0	B	24.0	36.0	48.0
C	0.5	0.5	0.5	C	0.5	0.5	0.5	C	0.5	0.5	0.5
D	2.0	2.0	2.0	D	3.0	3.0	3.0	D	3.5	3.0	3.0
E	4C	4C	4C	E	4D	4D	4D	E	4D	4D	4D
F	1.0	1.0	1.0	F	2.0	2.0	2.0	F	3.0	3.0	3.0
G	4D	4D	4D	G	6D	6D	6D	G	10D	10D	10D
H	2.0	2.0	2.0	H	3.0	3.0	3.0	H	3.5	3.0	2.5
J	2.5	2.0	2.0	J	3.5	3.0	3.0	J	3.5	3.0	3.0
K	1.5	2.5	2.5	K	1.5	3.5	3.5	K	1.5	3.5	3.5
L	-----	1.5	1.5	L	-----	1.5	1.5	L	-----	1.5	1.5



COMMONWEALTH OF PUERTO RICO
DEPARTMENT OF TRANSPORTATION AND PUBLIC WORKS
HIGHWAY AND TRANSPORTATION AUTHORITY

STANDARD DRAWING APPROVED BY:

DATE: 2/1/10 ASSISTANT EXECUTIVE DIRECTOR FOR INFRASTRUCTURE

DATE: 4/25/10 ASSISTANT EXECUTIVE DIRECTOR FOR TRAFFIC AND TOLL ROADS

REFERENCE LOCATION SIGN
KILOMETER PANEL

RLS-02
JANUARY 2010