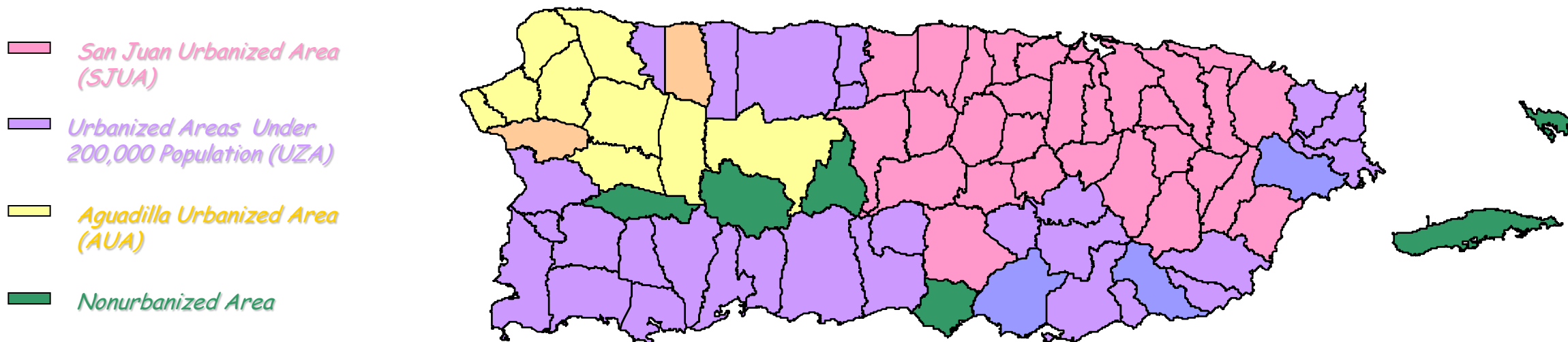




*Government of Puerto Rico*  
*Puerto Rico Department of Transportation and Public Works*  
*Puerto Rico Highways and Transportation Authority*



*Statewide Transportation Improvement Program (STIP)*

*Fiscal Year 2023-2026*

*Amendment #1*

May 12 2023





May 12, 2023

**Federal Highway Administration**

Puerto Rico Division Office  
350 Ave Carlos Chardon, Suite 210  
San Juan, PR 00918-2148  
Tel: (850) 942-9650  
Fax: (850) 942-8308  
[www.fhwa.dot.gov/prdiv/index.htm](http://www.fhwa.dot.gov/prdiv/index.htm)

**Federal Transit Administration**

Region 4 Office  
230 Peachtree Street, NW, Ste.  
1400 Atlanta, Georgia 30303  
Tel: (404) 865-5600  
Fax: (404) 865-5635

Dr. Edwin E. Gonzalez-Montalvo  
Executive Director  
Puerto Rico Highways and Transportation Authority  
Commonwealth of Puerto Rico  
Post Office Box 41269  
San Juan, PR 00940-1269

Subject: Approval of the FY 2023-2026 Statewide Transportation Improvement Program  
(STIP) Amendment #1

Dear Dr. Gonzalez-Montalvo:

The Federal Highway Administration (FHWA) and the Federal Transit Administration (FTA) have reviewed the Fiscal Year (FY) 2023-2026 Statewide Transportation Improvement Program (STIP) Amendment #1. Upon review of the most recent submittal of the STIP Amendment #1, the agencies concur that the amendment satisfies the requirements of 23 CFR 450.308, 23 CFR 450.218, 23 U.S.C. 134, 23 CFR part 420, 49 U.S.C. 5303 and 49 CFR Part 18.

On behalf of FHWA and FTA, we jointly approve the FY 2023-2026 STIP Amendment #1 for the San Juan and Aguadilla Urbanized areas and Urbanized areas under 200,000.

If you have any questions, please do not hesitate to contact Ms. Soniangeli Rodriguez with FHWA at (787) 771-2518 or Mr. Bayoan Ortiz with FTA Region IV at (787) 773-8452.

Sincerely,

*Michael Figueroa*  
For:

James Christian, P.E.  
Division Administrator  
Federal Highway Administration

*Yvette G. Taylor*

Dr. Yvette G. Taylor  
Regional Administrator  
Federal Transit Administration



---

*Government of Puerto Rico*  
*Puerto Rico Department of Transportation and Public Works*  
*Puerto Rico Highways and Transportation Authority*

***Statewide Transportation Improvement Program (STIP)***

***Fiscal Years 2023-2026***  
***Amendment #1***

*The preparation of this document was financed in part through a grant from the U.S. Department of Transportation, Federal Transit Administration, and Federal Highway Administration under Chapter 53 of 49 U.S.C. and 23 U.S.C.*



Statewide Transportation Improvement Program (STIP) Fiscal Years 2023-2026

INTRODUCTION

The Puerto Rico Department of Transportation and Public Works (PRDTPW), as the umbrella agency for transportation, and the Puerto Rico Highways and Transportation Authority (PRHTA) prepare this Statewide Transportation Improvement Program (STIP), which includes the proposed distribution, by projects, of the federal funds assigned to Puerto Rico for the fiscal years of 2023 to 2026, through programs of the Federal Highway Administration (FHWA) and the Federal Transit Administration (FTA), to which it is presented for joint approval.

This STIP includes transit and highway projects for both urbanized and non-urbanized (rural) areas, thus covering all of Puerto Rico. Programmed projects result from a planning process that is in accordance with 23 USC 420 and 511, 49 USC and all other relevant federal or Commonwealth legislation. The portion of the STIP corresponding to the metropolitan and urbanized areas was developed in cooperation with the Metropolitan Planning Organization (MPO). The members of the MPO include representatives from municipal governments (Mayors) and State involved in transportation issues as well as operators of Mass Transportation Systems and State-Level Planning Agencies. The MPO’s were provided with estimates of available Federal funds which can be utilized in developing the Transportation Improvement Programs (TIP). The TIP’s were included without modification in the STIP, once approved by the MPO.

The PRDTPW provides for public involvement in development of this STIP. As part of the public participation process and complying with the federal regulations, the PRDTPW also considers petitions of projects from the municipalities, agencies and the general public.

The STIP includes:

- 1- A list of priorities transportation projects proposed to be carried out in the first 4 years.
- 2- Cover a period of not less than 4 years.
- 3- Contain only projects consistent with the statewide plan.

Is financially constrained by year and include financial information to demonstrate which projects are to be implemented.

This document includes the priority list of proposed projects that are to be undertaken by year, consistent with the transportation plan and are financially constrained. Projects included in the Annual Element can be implemented using the allocation of funds for Fiscal Year 2023 and carryover funds.

General transportation priorities are defined as follows:

- 1- Regional projects, projects which involve several municipalities
- 2- Public transportation projects of high impact and investment
- 3- Carryover projects
- 4- Continuity projects
- 5- Construction of transportation facilities
- 6- Improvements of existing transportation facilities
- 7- Construction of shelters/stop for transportation services
- 8- Acquisition of transit and paratransit vehicles to start, maintain or expand local and regional services
- 9- Preventive maintenance cost for transit vehicles
- 10- Operational assistant to paratransit services
- 11- Construction of facilities for maintenance garage for transit vehicles
- 12- Transit enhancement
- 13- Transit security and transit safety projects
- 14- Transportation projects for elderly and handicapped
- 15- Capital and operating expenses that support new public transportation services and alternatives beyond those required by the Americans with Disabilities Act of 1990 (ADA)
- 16- Capital, planning, and operating expenses that support the development and maintenance of transportation services designed to transport low-income individuals to and from jobs and activities related to their employment and to support reverse commute projects.
- 17- State of Good Repair Program
- 18- Bus and Bus Facilities Program

Through an established process as describe in the State Management Plan (SMP), the Public Involvement Plan (PIP) and the MPO Internal Regulations, see (<http://act.dtop.pr.gov/index.php/coordinacion-federal/>), the State solicits and identifies projects from Urbanized and Non-Urbanized, to be include in TIP/STIP Programs.

Statewide Transportation Improvement Program (STIP) Fiscal Years 2023-2026

The STIP is presented in self-explanatory tables with projects organized by priority by mode of transportation and type of Highways projects. This document is divided in two mayor components, the mass transportation projects, carryout with FTA funds and the highways projects, carryout with FHWA funds. Both components are divided by Urbanized and Non–Urbanized projects. The mass transportation projects are identifying by the different FTA programs, being the carryover projects the first listed on each Program.

The Annual Element is presented as part of the Four Year Program.

Since the beginning of the requirement that MPO’s be constituted and because of the wide powers and resources that the PRDTPW has in our relatively small Island, this Agency was designated as the operational and technical staff of the MPO for all the urbanized areas in Puerto Rico.

To assure a forum for cooperative decision-making in the planning process, this MPO makes policy and programming decisions through three Policy Committees.

The first Policy Board Committee is for the San Juan Urbanized Area (SJUA), defined by the 2010 Census as falling in the funding category of areas with over one million inhabitants and comprising the following thirty-eight (38) municipalities:

Comprising Municipalities – San Juan Urbanized Area (SJUA)			
Aguas Buenas	Cidra	Loíza	San Juan
Aibonito	Coamo	Manatí	San Lorenzo
Barranquitas	Comerio	Maunabo	Toa Baja
Bayamón	Corozal	Morovis	Toa Alta
Caguas	Dorado	Naguabo	Trujillo Alto
Canóvanas	Guaynabo	Naranjito	Vega Alta
Carolina	Gurabo	Orocovis	Vega Baja
Cataño	Humacao	Patillas	Yabucoa
Cayey	Juncos	Río Grande	
Ciales	Las Piedras	Salinas	

The second Policy Board Committee is for Urbanized Area of Aguadilla (AUA), which falls in the funding category of areas with over 200,000 and less than one million inhabitants. It is defined as comprising the following eleven (11) municipalities:

Comprising Municipalities – Aguadilla Urbanized Area (AUA)			
Aguada	Camuy	Las Marías	Rincón
Aguadilla	Isabela	Moca	Utua
Añasco	Lares	San Sebastián	

The third Policy Board Committee is for Urbanized Areas Under 200,000 Population (UZA), which falls in the funding category of areas with under 200,000 and over than 50,000 in population. It is defined as comprising the following twenty-nine (29) municipalities:

Urbanized Area	Comprising Municipalities – UZA
Arecibo	Arecibo, Camuy, Hatillo, Quebradillas
Fajardo	Ceiba, Fajardo, Luquillo, Naguabo
Florida-Imbéry-Barceloneta	Arecibo, Barceloneta, Florida, Manatí
Guayama	Arroyo, Guayama, Patillas, Salinas
Juana Díaz	Juana Díaz, Villalba
Mayagüez	Añasco, Hormigueros, Mayagüez
Ponce	Ponce
San Germán – Cabo Rojo	Cabo Rojo, Lajas, Sabana Grande, San Germán
Yauco	Guánica, Guayanilla, Peñuelas, Yauco

The Policy Board Committee also includes representatives from the following agencies involved with the transportation issues:

- ☐ Voting Members:
- i. The Secretary of the Puerto Rico Department of Transportation and Public Works (PRDTPW)

ii. The Executive Director of the Puerto Rico Highways and Transportation Authority (PRHTA)

iii. The Executive Director of the Puerto Rico Integrated Transit Authority (PRITA)

Statewide Transportation Improvement Program (STIP) Fiscal Years 2023-2026

- iv. The Executive Director of the Maritime Transportation Authority (MTA)
- v. The President and General Manager of the Metropolitan Bus Authority (MBA)
- vi. The Executive Director of the Port Authority (PA)
- vii. The Chairman of the Planning Board (PB)
- viii. The President of the Public Services Commission (PSC)
- ix. The Executive Director of the Permissions Management Office (PMO)
- x. The President of the Environmental Quality Board (EQB)
- xi. The Secretary of the Department of Environmental and Natural Resources (DENR)
- xii. Puerto Rico Tourism Company (PRTC)
- xiii. Puerto Rico Emergency Management Agency (PREMA)

2. Non-voting Members:

- i. The Division Administrator, Puerto Rico and US Virgin Islands Division Office
- ii. The Regional Administrator, Region IV of the Federal Transit Administration (FTA)

As a result of the 2010 Census, the urbanized area boundaries in Puerto Rico were not significantly change, with some previously defined urban areas being subdivided while others were consolidated and expanded and new ones were designated. The results of these changes is that only 6 municipalities, out of the 78 that comprise the Commonwealth, do not have within their geographical boundaries any part of the eleven (11) urbanized or metropolitan areas currently designated for Puerto Rico, and therefore do not participate in the technical and policy committees of the MPO. These Six (6) non-urbanized municipalities are:

Comprising Municipalities	
Adjuntas	Maricao
Culebra	Santa Isabel
Jayuya	Vieques

Recognizing that these rural or non-urbanized municipalities have the right to participate in the ongoing process of developing a new Statewide Transportation Plan (STP), and in order to follow a logical planning process for Puerto Rico’s transportation system, the PRDTPW/PRHTA develop the STP and the Urbanized Areas’ Long Range Transportation Plans (LRTP’s) within a regionalization scheme that incorporates the six non-urbanized municipalities within regional transportation plans.

PROJECT EVALUATIONS

The following criteria were utilize to evaluated the petitions received to be consider in the programming for FY 2023-2026 TIPs/STIP:

- Compliance with FAST Act /BIL planning factors; and
- Consistency with Long Range Transportation Plan.

The PRHTA Central Planning and Coordination Work Group (CPCWG) with the San Juan, Aguadilla and UZA Technical Committee reviewed and submitted for consideration of the PRMPO the list of projects to be including in the TIPs/STIP.

Bipartisan Infrastructure Law

Congress establishes the funding for FTA programs through authorizing legislation that amends Chapter 53 of Title 49 of the U.S. Code. On November 5, Congress sent President Biden the Bipartisan Infrastructure Law for signature. The legislation reauthorizes surface transportation programs for FY 2022-2026 and provides advance appropriations for certain programs. The Bipartisan Infrastructure Law authorizes up to \$108 billion to support federal public transportation programs, including \$91 billion in guaranteed funding.

FEDERAL HIGHWAY ADMINISTRATION (FHWA)

The BIL largely maintains current program structures and funding shares between highways and transit. It is a down-payment for building a 21st century transportation system. The law also makes changes and reforms to many Federal transportation



# Statewide Transportation Improvement Program (STIP) Fiscal Years 2023-2026

programs, including streamlining the approval processes for new transportation projects, providing new safety tools, and establishing new programs to advance critical freight projects.

BIL Provisions:

\$350.8 B (FY 22-26) for highway programs:

- \$303.5 B in Contract Authority (CA) from the Highway Trust Fund (HTF)
- +\$47.3 B in advance appropriations from the General Fund (GF)

More than a dozen new highway programs, including—

- Bridge Program (formula)-Replace, rehabilitate, preserve, protect, and construct bridges on public roads
- National Electric Vehicle Formula Program-Strategically deploy electric vehicle (EV) charging infrastructure and establish an interconnected network to facilitate data collection, access, and reliability.
- Safe Streets and Roads for All program-Support local initiatives to prevent transportation-related death and serious injury on roads and streets (commonly referred to as “Vision Zero” or “Toward Zero Deaths” initiatives).
- PROTECT Grants (discretionary)-Planning, resilience improvements, community resilience and evacuation routes, and at-risk coastal infrastructure.
- Charging and Fueling Infrastructure Program-Deploy electric vehicle (EV) charging and hydrogen/propane/natural gas fueling infrastructure along designated alternative fuel corridors and in communities
- Congestion Relief Program-Advance innovative, integrated, and multimodal solutions to reduce congestion and the related economic and environmental costs in the most congested metropolitan areas with an urbanized area population of 1M+.
- Bridge Investment Program (discretionary)-Improve bridge (and culvert) condition, safety, efficiency, and reliability.
- Reconnecting Communities Pilot Program-Restore community connectivity by removing, retrofitting, or mitigating highways or other transportation facilities that create barriers to community connectivity, including to mobility, access, or economic development
- Rural Surface Transportation Grants-Improve and expand the surface transportation infrastructure in rural areas to increase connectivity, improve the safety and reliability of the movement of people and freight, and generate regional economic growth and improve quality of life.

- INFRA-Multimodal freight and highway projects of national or regional significance.
- National Infrastructure Project Assistance-Provide funding through single-year or multiyear grant agreements for eligible surface transportation projects
- Local and Regional Project Assistance-Projects with a significant local or regional impact that improve transportation infrastructure.

## FEDERAL TRANSIT ADMINISTRATION (FTA)

BIL transit program provisions further several important goals, including safety, state of good repair, performance, and program efficiency. BIL gives the Federal Transit Administration (FTA) significant new authority to strengthen the safety of public transportation systems throughout the United States. The Act also puts new emphasis on restoring and replacing our aging public transportation infrastructure by establishing a new needs-based formula program and new asset management requirements. In addition, it establishes performance-based planning requirements that align Federal funding with key goals and tracks progress towards these goals.

New FTA Programs under BIL:

All Stations Accessibility Program:

Provides competitive grants to help eligible applicants upgrade the accessibility of legacy rail systems for people with disabilities, including those who use wheelchairs, by increasing the number of existing stations or facilities for passenger use that meet or exceed the new construction standards of Title II of the Americans with Disabilities Act.

Electric or Low Emitting Ferry Pilot Program:

Provides grants to purchase electric or low-emitting ferries and the electrification of or other reduction of emissions from existing ferries.

Ferry Service for Rural Communities:

Supports states to ensure basic essential ferry service is provided to rural areas.

State of Good Repair and Rail Vehicle Replacement Program:

Provides support to transit agencies that operate fixed-guideway and high-intensity bus systems for the maintenance, replacement, and rehabilitation of capital assets. The Bipartisan Infrastructure Law added a competitive component for state and local governmental authorities to fund capital projects for the replacement of rail rolling stock.

Statewide Transportation Improvement Program (STIP) Fiscal Years 2023-2026

PROGRAMS

TRANSIT ASSET MANAGEMENT

Transit Asset Management (FTA)

In 2016, the Federal Transit Administration (FTA), established a requirement for all public transportation providers that receive federal transit assistance to develop a TAM. According to 49 CFR Section 625.5, transit asset management is: “the strategic and systematic practice of procuring, operating, inspecting, maintaining, rehabilitating, and replacing transit capital assets to manage their performance, risks, and costs over their life cycles, for the purpose of providing safe, cost-effective, and reliable public transportation”.

The Final Rule for the TAM requires transit providers to collect and use asset condition data, set targets, and develop strategies to prioritize investments to meet their goals. Following the principles of Performance-Based Planning for management of transit assets,systems and networks must be part of the planning and management process for the PRHTA. Whenever a TIP/STIP update or amendment, updated targets will be included .The projects included in the amendedSTIP will be in accordance to achieving the targets.

The Performance Measures and Targets for the TAM are divided into four categories of transit assets: rolling stock, facilities, infrastructure and equipment. As part of the Final Rule for the TAM, PRHTA established performance targets for these performance measures:

Rolling Stock Asset Type	Number of Assets	Number of Assets with Known Age	Useful Life Benchmark (ULB)	Average Age	No. of Assets that Meet or Exceed ULB	FY 2022 Performance Target (% not SGR)
AO - Automobile	2	2	6	13.9	2	100%
BU - Bus	11	11	12	12.1	5	45.50%
CU - Cutaway Bus	182	141	8	7	54	38.30%
MB - Minibus	261	233	8	8.4	127	54.50%
SUV - Sport Utility Vehicle	2	2	6	12.3	1	50%
VN - Van	181	171	6	5.5	70	40.90%
Unknown Vehicle Type	3	0	N/A	N/A	N/A	N/A
Total	642	560		7.3	259	46.40%

Equipment Asset Type	Number of Assets	Number of Assets with known Age	Useful Life Benchmark (ULB)	Average Age	No. of Assets that Meet or Exceed ULB	FY 2022 Performance Target (% not SGR)
AO - Automobile	2	1	6	2.3	0	0%
ORTV – Other Rubber Tired Vehicles						
	19	14	6	4.8	4	28.60%
Machinery and Equipment						
	1	1	N/A	N/A	N/A	N/A
Total	22	16		4.4	4	25%



# Statewide Transportation Improvement Program (STIP) Fiscal Years 2023-2026

## TRANSPORTATION ASSET MANAGEMENT (FHWA)

The Federal Highway Administration (FHWA) issued a final rule requiring the development and implementation of a risk-based asset management plan for the National Highway System (NHS) to improve or preserve the condition of the assets and the performance of the system. The rule became effective in October 2, 2017. Asset management refers to a strategic and systematic process of operating, maintaining, and improving physical assets, with a focus on both engineering and economic analysis based upon quality information, to identify a structured sequence of maintenance, preservation, repair, rehabilitation, and replacement actions that will achieve and sustain a desired state of good repair over the life cycle of the assets at optimum cost (23 CFR Part 515 § 515.5).

Puerto Rico Transportation Asset Management (PRTAM) program was established in 2017 with the procurement of the PRTAM plan (PRTAMP). The PRTAMP focus on the NHS pavements, although Non-NHS pavements within the Highway Performance Monitoring System (HPMS) are also considered (see Table 1), and on the National Bridge Inventory (NBI) bridges (see Table 2). The PRTAMP aims to implement a strategic approach to planning, programming, engineering, financing, managing, maintaining, and operating physical assets with the objective of providing the required level of service in the most cost-effective manner. The Initial PRTAMP was delivered and certified in 2018. The Final TAMP is due June 30, 2019. The PRTAMP is developed in accordance with federal laws and regulations, such as Moving Ahead for Progress in the 21st Century Act (MAP-21) and Fixing America's Surface Transportation Act (FAST). The components of the PR-TAMP are:

- Objectives, Measures and Targets for Asset Condition
- Asset Inventory and Conditions
- Performance Gap Identification and Analysis
- Life Cycle Planning Considerations
- Risk Management Analysis
- Financial Plan
- Investment Strategies

Table 1: Pavement Inventory Summary

System	Manager	Length (Mi)	Lane Miles
INTERSTATE	PRHTA	233	1,034
	Metropistas	52	254
	Subtotal	285	1,288
N S NON-INTERSTATE	PRHTA	496	1,737
	Metropistas	2	4
	Subtotal	498	1,741
NON-N S	PRHTA	4,031	8,224
	Metropistas	0	0
	Subtotal	4,031	8,224
TOTAL	PRHTA	4,760	10,995
	Metropistas	53	258
	Total	4,813	11,253

Table 2 Bridge Inventory Summary

System	Manager	Amount	Deck Area (S . Mts.)
N S	PRHTA	529	816,931
	Metropistas	89	301,276
	Autopistas de PR	0	0
	Subtotal	618	1,118,207
NON-N S	PRHTA	1,698	1,002,120
	Metropistas	8	5,916
	Autopistas de PR	1	54,114
	Subtotal	1,707	1,062,150
TOTAL	PRHTA	2,227	1,819,051
	Metropistas	97	307,191
	Autopistas de PR	1	54,114
	Total	2,325	2,180,356

# Statewide Transportation Improvement Program (STIP) Fiscal Years 2023-2026

## Project Selection and Cost Estimate

The general procedure to identify project initiatives and estimating the year of expenditure (YOE) dollars for the projects included in the STIP can be summarized as follows:

1. Gather information from the 2028 TAMP, including targets, yearly bridge and pavement investment strategy, and unit costs.
2. Use the TAMP investment strategies to identify the recommended treatment lane miles and bridge deck area per year and treatment type.
3. Identify the treatment gaps on the corresponding TAMP year.
4. Identify road segments and bridges with unfulfilled treatment needs compatible to the identified gaps. This is performed using the Condition, Inventory, and Base Treatment Excel TAMP tools.
5. Compare those road segments and bridges with the projects recently finished, in progress, or programmed. Select those that are not already executed, in execution, or programmed. These become the potential project initiatives to be further evaluated.
6. Use engineering judgment to group data sections in segments needing similar treatments and with a total length adequate for construction. These will constitute the project initiatives.
7. Lists of initiatives are produced.
  - a. The pavement lists include an identification code, road number, kilometer segment, pavement surface type, lane miles, road system, preliminary treatment type, and a preliminary cost estimate based on TAMP unit costs and measured segments requiring treatment.
  - b. The bridge lists include an identification code, bridge number, deck area, road system, preliminary treatment type per bridge component (deck, superstructure, substructure), and a preliminary cost estimate based on TAMP unit costs and bridge deck area.

In general, the PRHTA tends to include several improvement types in their projects. Therefore, pavement projects may also include other features such as highway safety devices, signage, acceleration or deceleration lane improvements, shoulder improvements, and minor bridge preservation. To account for such potential additional features and current inflation, a buffer is applied to the initiatives' preliminary cost estimate. This is the construction cost that is included in the STIP.

In general, the PRHTA tends to include several improvement types in their projects. Therefore, pavement projects may also include other features such as highway safety devices, signage, acceleration or deceleration lane improvements, shoulder improvements, and minor bridge preservation. To account for such potential additional features and current inflation, a buffer is applied to the initiatives' preliminary cost estimate. This is the construction cost that is included in the STIP.

1. Priority was given to segments in the NHS. First priority was given to NHS-Interstate system to advance achieving the TAMP target of a maximum 5% lane miles in Poor condition and to get out of the current penalty as soon as possible. Second priority was given to the NHS Non-Interstate system. Non-NHS follows.
2. Another element considered in programming projects in the STIP is how ready is the project for obligation of FHWA funds.
  - a. Projects in final stage of design/permits are generally assigned to the closest year.
  - b. Projects starting or in early stages of design are generally assigned to the near to mid years.
  - c. Projects in procurement process for design are generally assigned to the mid to later years.
  - d. Projects in early planning process are generally assigned to the latest year.
3. Adjust the construction unit cost estimates from the TAMP to reflect observed increases in construction costs due to market fluctuations and the impacts of the pandemic and Hurricane Maria in the past years.
4. Bridge project selection aimed to reach TAMP targets for improvement in condition rating of bridges by incorporating Bridge rehabilitation and preservation projects in addition to Bridge Replacement projects. Project selection also considered on site conditions, complexity of the National Environmental Policy Act (NEPA) process compliance and Right of Way (ROW) considerations.
5. Priority was given to bridge projects with advanced design progress that were already included in previous STIP revisions.
6. Priority was also given to Critical Finding Bridges and all types of projects for bridges with Off-System classification to comply with Bridge Program Notice and Guidance for additional funding and allocation for Bridges beginning in FY22 through FY26.
7. Project readiness for FHWA funds obligation was also considered, advancing the projects in advanced design stages as follow:
  - a. First, projects in final stage of design/permits
  - b. Second, projects starting or in early stages of Design
  - c. Third, projects in procurement process for Design
  - d. Fourth, all other projects
8. As the STIP needs to be fiscally constrained, projects are programmed based on funding availability and the previously mentioned priorities.

The investment strategies are based upon the expectation that the accelerated inflation experienced after Mariá will normalize and not continue throughout the 10 years. If the assumptions about investment levels, inflation, asset deterioration rates, and future investment strategies change, the resulting asset conditions and cost estimate will also change.

# Statewide Transportation Improvement Program (STIP) Fiscal Years 2023-2026

---

## Emergency Relief:

The program (Section 5324) assists States and public transportation systems with emergency-related expenses. Emergencies are defined as natural disasters affecting a wide area or a catastrophic failure from an external cause for which the governor of a State has declared an emergency (and the Secretary of Transportation has concurred) or the President has declared a major disaster. The program funds capital projects to protect, repair, reconstruct, or replace equipment and facilities.

It also funds transit agency operating costs related to evacuation, rescue operations, temporary public transportation service, or changing public transportation route service before, during, or after an emergency in an area directly affected. The grants only cover expenses not reimbursed by the Federal Emergency Management Agency (FEMA). The program will provide immediate funding, similar to the FHWA emergency program. Funding will be appropriated by Congress as needed.

The following sections describe some of the various funding sources for FTA programs, which are including in this document:

- §5307 Urbanized Area Formula Grants
- §5310 Enhanced Mobility of Seniors and Individuals with Disabilities
- §5311 No-Urbanized Area Formula Grants
- §5337 State of Good Repair Grants
- §5339 Bus and Bus Facilities Grants

## URBANIZED AREA FORMULA GRANTS (SECTION 5307)

The PRHTA is the designated recipient of funds apportioned to the Puerto Rico UZA. The funds are apportioned based on legislative formulas, with different formulas applying to UZAs with populations less than 200,000. The Puerto Rico UZA apportionment formula is based on population and population density statistics from the most recent decennial census.

This program provides grants to urbanized areas to support public transportation. Funding is distributed by formula based on the level of transit service provision, population, and other factors. The section 5307 provides federal funds for capital, planning, job access and reverse commute projects, and, in this case, operating assistance for public transportation in urbanized area with a population of less than 200,000.

Activities eligible under the former Job Access and Reverse Commute (JARC) program, which focused on providing services to low-income individuals to access jobs, are now eligible under the Urbanized Area Formula program. These include operating assistance with a 50 percent local match for job access and reverse commute activities. In addition, the urbanized area formula for distributing funds now includes the number of low-income individuals as a factor. There is no floor or ceiling on the amount of funds that can be spent on job access and reverse commute activities.

# Statewide Transportation Improvement Program (STIP) Fiscal Years 2023-2026

## *Expanded eligibility for operating expenses for systems with 100 or fewer buses*

BIL continues the eligibility for using Urbanized Area Formula funds for operating expenses. Previously, only urbanized areas with populations below 200,000 were eligible to use Federal transit funds for FTA of funding for operating expenses. The special rule allows recipients in urbanized areas with populations of 200,000 or above and that operate 100 or fewer buses in fixed route service during peak hours, to receive a grant for operating assistance subject to a maximum amount per system as explained below:

- a. Public transportation systems that operate a minimum of 76 buses and a maximum of 100 buses in fixed route service during peak service hours may receive operating assistance in an amount not to exceed 50 percent of the share of the apportionment that is attributable to such systems within the urbanized area, as measured by vehicle revenue hours.
- b. Public transportation systems that operate 75 or fewer buses in fixed route service during peak service hours may receive operating assistance in an amount not to exceed 75 percent of the share of the apportionment that is attributable to such systems within the urbanized area, as measured by vehicle revenue hours.

## *Eligibility for Safety Certification Training*

The section 5307 funds are permitted to use not more than 0.5 percent of their formula funds under the Urbanized Area Formula Program to pay not more than 80% of the cost of participation for an employee who is directly responsible for safety oversight to participate in public transportation safety certification training. Safety certification training program requirements will be established in accordance with section 5329.

## **ENHANCED MOBILITY OF SENIORS AND INDIVIDUALS WITH DISABILITIES PROGRAM (SECTION 5310)**

This program provides formula funding to increase the mobility of seniors and persons with disabilities. Funds are apportioned based on the commonwealth share of the targeted populations and are now apportioned to the commonwealth for all areas fewer than 200,000 and large urbanized areas (over 200,000). The former New Freedom

program (5317) is folded into this program. The New Freedom program provided grants for services for individuals with disabilities that went above and beyond the requirements of the Americans with Disabilities Act (ADA). Activities eligible under New Freedom are now eligible under the Enhanced Mobility of Seniors and Individuals with Disabilities program.

Projects selected for funding must be included in a locally developed, coordinated public transit human services transportation plan; and the competitive selection process, which was required under the former New Freedom program, is now optional. At least 55 percent of program funds must be spent on the types of capital projects eligible under the former section 5310 -- public transportation projects planned, designed, and carried out to meet the special needs of seniors and individuals with disabilities when public transportation is insufficient, inappropriate, or unavailable. The remaining 45 percent may be used for: public transportation projects that exceed the requirements of the ADA; public transportation projects that improve access to fixed-route service and decrease reliance by individuals with disabilities on complementary paratransit; or, alternatives to public transportation that assist seniors and individuals with disabilities. Using these funds for operating expenses requires a 50 percent local match while using these funds for capital expenses (including acquisition of public transportation services) requires a 20 percent local match.

## **STATE OF GOOD REPAIR GRANTS (SECTION 5337)**

BIL continues with the program to maintain public transportation systems in a state of good repair. This program replaces the fixed Guideway modernization program (Section 5309).

Funding is limited to Fixed Guideway systems (including rail, bus rapid transit, and passenger ferries) and high intensity bus (high intensity bus refers to buses operating in high occupancy vehicle (HOV) lanes.) Projects are limited to replacement and rehabilitation, or capital projects required to maintain public transportation systems in a state of good repair. Projects must be included in a transit asset management plan to receive funding. The new formula comprises: (1) the former Fixed Guideway modernization formula; (2) a new service-based formula; and (3) a new formula for buses on HOV lanes.



Statewide Transportation Improvement Program (STIP) Fiscal Years 2023-2026

BUS AND BUS FACILITIES FORMULA GRANTS  
(SECTION 5339)

The formula grant program is established under Section 5339, replaces the previous Section 5309 discretionary Bus and Bus Facilities program. This program is a source of funding for the urbanized area, but replaces the previous discretionary program under which the transit system was able to obtain several large grants. The program provides funding to replace, rehabilitate, and purchase buses and related equipment as well as construct bus-related facilities.

LONG RANGE TRANSPORTATION PLAN CONSISTENCY

A primary consideration in the selection of projects is the consistency with the LRTP. The LRTP is a regional plan for surface transportation projects that are regional significance and address the projected surface transportation needs of Puerto Rico residents and visitors.

Using the LRTP as the starting point, major projects that were expected to be ready for implementation within the four-year TIP programming period, were considered by the UZA PRMPO members. The PRMPO members requested project listings also included surface transportation projects and highways projects that are proposed to be funded with federal funds.

REVISION TO THE TIP

The following administrative provisions have been established in order to ensure timely implementation and oversight of the TIPs/STIP for FTA and FHWA project. A revision refers to a change to the TIPs/STIP that occurs as needed. A minor revision is an “administrative modification,” while a major revision is an “amendment,” as described below:

ADMINISTRATIVE MODIFICATION

Administrative modifications are minor revisions to the TIPs/STIP. These types of revisions do not require solicitation of public comment or re-demonstration of financial constraint. However, the TIPs/STIP must remain financially constrained, and administrative modifications must not result in the addition or deletion of another

project, including the deferral of a project to a year that is outside of the four year TIPs/STIP. There are two types of administrative modifications, **pre-approved** and **expedited**:

Pre-Approved Administrative Modifications

To prevent TIPs/STIP procedures from becoming overly burdensome, Federal regulations allow procedures for administrative modifications to be commensurate with its perceived impact. Recognizing the need to streamline the process for these minor changes, pre-approved administrative modifications, are true as long as the following conditions apply:

- The administrative modifications do not affect financial constraint of the TIPs/STIP; and
- The administrative modification does not change the scope of the project or the environmental determination.

The following revisions could be considered as administrative modifications:

- a) The source of federal funds designated for a project may be revised to reflect a different funding program administered by the same U.S. DOT operating agency.
- b) Federal funding for a project may be changed to local funding.
- c) The amount programmed for a project phase may be revised to reflect changes in cost estimates. Additional funding may reflect up to 30% of the project estimated cost, without exceeding the annual allocation of federal funds.
- d) Additional federal funding, such as congressional earmarks or discretionary funds may be added to a project currently included in the TIPs/STIP.
- e) In order to expedite project selection for implementation and ensure timely TIPs/STIP implementation, projects may be advanced from their programmed year if they are “ready-to-go.”
- f) Projects may be deferred to a later year if they are not “ready-to-go” as originally programmed.
- g) A project phase may be deleted or deferred to a year that is outside of the four -year TIPs/STIP as long as another phase of the project remains in the TIPs/STIP and the project’s scope is not affected.

# Statewide Transportation Improvement Program (STIP) Fiscal Years 2023-2026

- h) Changes may be made to projects that are included in the TIPs/STIP for illustrative purposes.
- i) A project’s description may be revised or clarified as long as the project’s scope is not affected.

Earmarks and discretionary funds are pre-approved administrative modifications.

## Expedited Administrative Modifications

Requests for expedited approval of administrative modifications are submitted directly to the PRMPO Policy Committee without solicitation of public comment. The administrative modification must not affect the financial constraint of the TIPs/STIP.

Expedited administrative modifications include the following:

- c+ Changing from replacement buses to expansion buses (and versa).
- d+ Changing the scope of a project to accommodate environmental impact" mitigation measures.
- e+ Changing the size of revenue rolling stock (e.g. vans, 30’ buses) if the" changes results in a change in the total carrying capacity by **25 percent or" less.**
- f+ Changing the quantity for the acquisition for revenue rolling stock that" **exceeds 25 percent or less** of the original quantity.

## AMENDMENT

In the Metropolitan Transportation Planning Final Rule an Amendment “means a revision to a long-range statewide or metropolitan transportation plan, TIPs, or STIP that involves a major change to a project included in a metropolitan transportation plan, TIPs, or STIP, including the addition or deletion of a project or a major change in project cost, project/project phase initiation dates, or a major change in design concept or design scope (e.g., changing project termini or the number of through traffic lanes). The changes to projects those are included only for illustrative purposes do not require an amendment. An amendment is a revision that requires public review and comment, re-demonstration of fiscal constraint, or a conformity determination (for metropolitan transportation plans and TIPs involving “non-exempt” projects in nonattainment and

*maintenance areas). In the context of a long-range statewide transportation plan, an amendment is a revision approved by the State in accordance with its public involvement process.”*

If the amendment is required, it shall be processed through the PRMPO administrative processes with communication of the changes to the PRMPO policy board, PRDTPW and FHWA/FTA. An amendment requires public review and comment, re-demonstration of fiscal constraint, and a conformity determination in air quality non-attainment and maintenance areas, as needed.

Within the context of current planning rules amendment guidelines, can be further categorized as minor or major.

Major amendment includes the following actions:

- a) Adding a project to the TIPs/STIP.
- b) Deleting a project from the TIPs/STIP, including deferring a project to a year that is outside of the four-year TIPs/STIP.
- c) Significantly modifying the design concept or design scope of a programmed project (e.g., changing the project scope). For projects programmed with FTA funds, a change in a project’s scope is considered “major” if the change materially alters the objective or description of the project, or the size, type, or quantity of items. Examples include:
  - 1- Changing the size of revenue rolling stock (e.g. vans, 30’ buses) if the change results in a change in the total carrying capacity by **more than 25 percent.**
  - 2- Changing the quantity for revenue rolling stock that are **more than 25 percent (plus)** of the original quantity.
  - 3- Revising the amount programmed for a project phase if it increases the estimated total project cost by **more than 30 percent.**



# Statewide Transportation Improvement Program (STIP) Fiscal Years 2023-2026

A major amendment to the TIP/STIP requires formal public notice and appropriate comment opportunity as provided in the PRMPO public involvement plan. Following appropriate consideration of public comments, a major amendment requires approval by the PRMPO policy board and must be submitted by PRDTPW to the PHWA and FTA.

## THE PRHTA FIVE YEARS PRIORITY CAPITAL IMPROVEMENT PROGRAM (CIP)

The PRHTA CIP is the basis for preparation of the STIP and TIP’s for FHWA federal-aid-projects. Highways and Transportation projects using FHWA funds are also included in the Five-Year CIP, updated no less than once a year. This Program is based on the Agency budget that is financed by revenues from gasoline and diesel taxes, vehicles registration fees, toll road collection, the federal funds apportionment’s (FHWA/FTA), and interim financing and bonds issues.

As a medium range plan the CIP is consistent with the twenty-year master plan prepared by the Puerto Rico Planning Board for the San Juan Metropolitan Region (SJMR). It also considers the metropolitan area transportation studies, the Statewide Transportation Study results and recommendations. Highway projects priorities are based on the following factors:

- Support of public policy regarding land use and development, as established in long and medium range plans
- Improving condition and level of service of existing facilities
- Presence in the master plan
- Projects requested by citizens, legislators, agencies and elected local officials
- Provision of new and improved access to Industrial Parks, Ports, Airports and other points of agricultural, tourism, or commercial importance activities
- Traffic analysis and projections
- Cost benefits analysis of competing projects
- Availability of funds
- Coordination with federal agencies

During the year, the CIP is subjected to continued analysis and changes resulting from project delays in design, increases or decreases in project cost estimates, and other related information. The CIP is updated at least once a year, to reflect changes in bidding dates, project cost, scope of works, and project termini, among other elements.

In compliance with Law Number 74 of the year 1965, the HTA prepares a Capital Improvement Program (CIP), in which all highway and transportation projects, both federal (FHWA) funded and non-federal funded projects, are program for a five year period. The highway and transportation projects that appeared in the CIP are consistent with the TIP and STIP, which in turn are based on the projects recommended on the Regional (UZAS) and the Metropolitan Long Range Transportation Plans.

The CIP is included in the Four Year Investment Program (PICA which stands for Programa de Inversiones de Cuatro Años) prepared by the Puerto Rico Planning Board.

The Program Office of the HTA evaluates the highway project petitions based on the following criteria:

- Support of the public policy regarding land use and development, as establish in the Islandwide Long Range Transportation Plans
- Improving condition and level of service of existing facilities
- Presence in the Islandwide, Metropolitan or Regional Long Range Transportation Plans
- Provision of new and improved access to industrial parks, ports, airports, and other activities such as: agricultural, tourism, or commercial centers
- Traffic analysis projections
- Availability of funds
- Cost benefits analysis of competing projects
- Coordination with federal agencies

This criteria will allow for a thorough transportation planning process and compliance with local and federal laws and regulations.


## Statewide Transportation Improvement Program (STIP) Fiscal Years 2023-2026, Amendment 1


---

The Puerto Rico Highway and Transportation Authority (PRHTA) is submitting the Statewide Transportation Improvement Program (STTP) for the FY 2023-2026, Amendment 1 to the Federal Transit Administration (FTA) and the Federal Highway Administration (FHWA) for their joint consideration and approval. The PRHTA certify that the transportation planning process is being carried out in accordance with all applicable requirements of:

- (1) 23 U.S.C. 134 and 135, 49 U.S.C. 5303 and 5304, and this part;
- (2) Title VI of the Civil Rights Act of 1964, as amended (42 U.S.C. 2000d-I) and 49 CFR part 21;
- (3) 49 U.S.C. 5332, prohibiting discrimination on the basis of race, color, creed, national origin, sex, or age in employment or business opportunity;
- (4) Section 1101 (b) of the FAST Act (Pub. L. 114-357) and 49 CFR part 26 regarding the involvement of disadvantaged business enterprises in DOT funded projects;
- (5) 23 CFR part 230, regarding implementation of an equal employment opportunity program on Federal and Federal-aid highway construction contracts;
- (6) The provisions of the Americans with Disabilities Act of 1990 (42 U.S.C. 12101 et seq.) and 49 CFR parts 27, 37, and 38;
- (7) In States containing nonattainment and maintenance areas, sections 174 and 176(c) and (d) of the Clean Air Act, as amended (42 U.S.C. 7504, 7506(c) and (d)) and 40 CFR part 93;
- (8) The Older Americans Act, as amended (42 U.S.C. 6101), prohibiting discrimination on the basis of age in programs or activities receiving Federal financial assistance;
- (9) 23 U.S.C. 324, regarding the prohibition of discrimination based on gender; and
- (10) Section 504 of the Rehabilitation Act of 1973 (29 U.S.C. 794) and 49 CFR part 27 regarding discrimination against individuals with disabilities.

This STIP includes projects for the SJTMA, which is considered an attainment area for air quality standard for particulate matter. The MPO Policy Committee approved the area's TIPs with the understanding that the plan complies with Sections 174 and 176 (c) and (d) of the Clean Air Act as amended (42 U.S.C. 7504, 7506 (c) and (d)).

  
Eng. Eileen M. Vélez Vega  
Secretary of Department of Transportation and Public Works

  
Date

Federal Transit Administration (FTA)

Summary of Total Federal Estimated Projects Costs

FTA Section	2023	2024	2025	2026	TOTAL
Section 5307	\$ 188,471,775	\$ 62,230,834	\$ 58,570,161	\$ 61,969,844	\$ 371,242,614
Section 5310	\$ 5,945,763	\$ 1,563,366	\$ 1,552,256	\$ 48,515.00	\$ 9,109,900
Section 5311	\$ 75,323,359	\$ 7,734,011	\$ 2,834,011	\$ 2,834,011	\$ 88,725,392
Section 5311 RTAP	\$ 99,053	\$ -	\$ -		\$ 99,053.00
Section 5329	\$ 598,637	\$ -	\$ -	\$ -	\$ 598,637.00
Section 5337	\$ 28,969,718	\$ 11,140,440	\$ 11,100,000	\$ 11,100,000.00	\$ 62,310,158
Section 5339	\$ 18,182,999	\$ 1,589,864	\$ 908,137	\$ -	\$ 20,681,000
Total	\$ 317,591,305	\$ 84,258,515	\$ 74,964,564	\$ 75,952,370	\$ 552,766,754



Project Financial Plan for FTA Programs

A. San Juan Urbanized Area

I. The Federal cost for projects, for FTA programs, are as follows:

FTA Section	2023	2024	2025	2026	TOTAL
Section 5307	\$ 142,209,082	\$ 41,494,135	\$ 36,574,347	\$ 40,045,440	\$ 260,323,004
Section 5310	\$ 2,571,690	\$ 421,880	\$ 322,949	\$ -	\$ 3,316,519
Section 5329	\$ 598,637	\$ -	\$ -	\$ -	\$ 598,637
Section 5337	\$ 28,969,718	\$ 11,140,440	\$ 11,100,000	\$ 11,100,000	\$ 62,310,158
Section 5339	\$ 10,141,197	\$ -	\$ -	\$ -	\$ 10,141,197
Total	\$ 184,490,325	\$ 53,056,455	\$ 47,997,295	\$ 51,145,440	\$ 336,689,515

II. FTA federal assistance is distributed as follow:(carryover projects are included ):

SAN JUAN URBANIZED AREA APPORTIONMENT

SECTION 5307 AND 5340 URBANIZED AREA	
FY 2019 Apportionment	\$22,772,066.00
FY 2020 Apportionment	\$26,901,585.00
FY 2021 Apportionment	\$27,608,663.00
FY 2022 Apportionment	\$36,645,760.00
FY 2023 Apportionment	\$36,967,660.00
Total Funds Available	\$150,895,734.00

SECTION 5310 ENHANCED MOBILITY OF SENIORS AND INDIVIDUALS WITH DISABILITIES PROGRAM	
FY 2021 Apportionment	\$2,456,197.00
FY 2022 Apportionment	\$3,563,501.00
FY 2023 Apportionment	\$3,547,731.00
Total Funds Available	\$9,567,429.00

SECTION 5329 STATE SAFETY OVERSIGHT PROGRAM	
FY 2021 Apportionment	\$353,277.00
FY 2022 Apportionment	\$598,637.00
FY 2023 Apportionment	\$615,673.00
Total Funds Available	\$1,567,587.00

SECTION 5337 HIGH INTENSITY FIXED GUIDEWAY STATE OF GOOD REPAIR	
FY 2021 Apportionment	\$6,918,181.00
FY 2022 Apportionment	\$10,950,367.00
FY 2023 Apportionment	\$11,101,170.00
Total Funds Available	\$28,969,718.00

SECTION 5339 BUS AND BUS FACILITIES FORMULA GRANTS	
FY 2020 Apportionment	\$2,256,955.00
FY 2021 Apportionment	\$2,790,527.00
FY 2022 Apportionment	\$2,680,331.00
FY 2023 Apportionment	\$2,767,456.00
Total Funds Available	\$10,495,269.00

Project Financial Plan for FTA Programs

**A. Aguadilla Urbanized Area**

I. The Federal cost for projects, for FTA programs, are as follows:

FTA Section	2023	2024	2025	2026	TOTAL
Section 5307	\$ 10,583,632.00	\$ 377,036.00	\$ 367,058.00	\$ 655,684.00	\$ 11,983,410.00
Section 5310	\$ 1,211,056.00	\$ -	\$ -	\$ 1,045.00	\$ 1,212,101.00
Section 5339	\$ 413,603.00	\$ -	\$ -	\$ -	\$ 413,603.00
Total	\$ 11,121,713.00	\$ 377,036.00	\$ 367,058.00	\$ 656,729.00	\$ 12,522,536.00

II. FTA federal assistance is distributed as follow (carryover projects are included):

**AGUADILLA URBANIZED AREA APPORTIONMENT**

SECTION 5307 AND 5340 URBANIZED AREA	
FY 2018 Apportionment	\$2,245,418.00
FY 2019 Apportionment	\$2,580,970.00
FY 2020 Apportionment	\$2,641,752.00
FY 2021 Apportionment	\$2,633,761.00
FY 2022 Apportionment	\$3,394,008.00
FY 2023 Apportionment	\$3,493,753.00
Total Funds Available	\$16,989,662.00

SECTION 5310 ENHANCED MOBILITY OF SENIORS AND INDIVIDUALS WITH DISABILITIES PROGRAM	
FY 2021 Apportionment	\$327,950.00
FY 2022 Apportionment	\$531,981.00
FY 2023 Apportionment	\$527,435.00
Total Funds Available	\$1,387,366.00

SECTION 5339 BUS AND BUS FACILITIES FORMULA GRANTS	
FY 2020 Apportionment	\$164,649.00
FY 2021 Apportionment	\$276,217.00
FY 2022 Apportionment	\$264,884.00
FY 2023 Apportionment	\$275,555.00
Total Funds Available	\$981,305.00

Project Financial Plan for FTA Programs

**A. Urbanized Areas Under 200,000 in Population (UZA)**

I. The Federal cost for projects, for FTA programs, are as follows:

FTA Section	2023	2024	2025	2026	TOTAL
Section 5307	\$ 35,660,061.00	\$ 20,359,663.10	\$ 21,628,756.00	\$ 21,268,720.00	\$ 98,917,200.10
Section 5310	\$ 2,832,239.00	\$ 961,121.00	\$ 1,036,726.00	\$ 5,333.00	\$ 4,835,419.00
Section 5339	\$ 7,628,199.00	\$ 1,589,864.00	\$ 908,137.00	\$ -	\$ 10,126,200.00
<i>Total</i>	<b>\$46,120,499.00</b>	<b>\$22,910,648.10</b>	<b>\$23,573,619.00</b>	<b>\$ 21,274,053.00</b>	<b>\$113,878,819.10</b>

II. FTA federal assistance is distributed as follow (carryover projects are included) :

**URBANIZED AREAS UNDER 200,000 POPULATION APPORTIONMENT**

SECTION 5307 AND 5340 URBANIZED AREA	
FY 2018 Apportionment	\$11,179,150.00
FY 2019 Apportionment	\$16,631,377.00
FY 2020 Apportionment	\$17,033,736.00
FY 2021 Apportionment	\$16,497,645.00
FY 2022 Apportionment	\$22,015,200.00
FY 2023 Apportionment	\$22,485,223.00
<i>Total Funds Available</i>	<b>\$105,842,331.00</b>

SECTION 5310 ENHANCED MOBILITY OF SENIORS AND INDIVIDUALS WITH DISABILITIES PROGRAM	
FY 2022 Apportionment	\$2,842,455.00
FY 2023 Apportionment	\$2,862,184.00
<i>Total Funds Available</i>	<b>\$5,704,639.00</b>

SECTION 5339 BUS AND BUS FACILITIES FORMULA GRANTS	
FY 2020 Apportionment	\$1,764,230.00
FY 2021 Apportionment	\$1,648,444.00
FY 2022 Apportionment	\$2,586,423.00
FY 2023 Apportionment	\$1,634,453.00
<i>Total Funds Available</i>	<b>\$7,633,550.00</b>



Project Financial Plan for FTA Programs

**A. Non-urbanized Area**

I. The Federal cost for projects, for FTA programs, are as follows:

FTA Section	2023	2024	2025	2026	TOTAL
Section 5311	\$ 75,323,359.00	\$ 7,734,011.00	\$ 2,834,011.00	\$ 2,834,011.00	\$ 88,725,392.00
Section 5311 RTAP	\$ 99,053.00	\$ -	\$ -	\$ -	\$ 99,053.00
Section 5310	\$ 143,111.00	\$ 180,365.00	\$ 192,581.00	\$ 42,137.00	\$ 558,194.00
Total	\$75,565,523.00	\$ 7,914,376.00	\$ 3,026,592.00	\$ 2,876,148.00	\$ 89,382,639.00

II. FTA federal assistance is distributed as follow (carryover projects are included) :

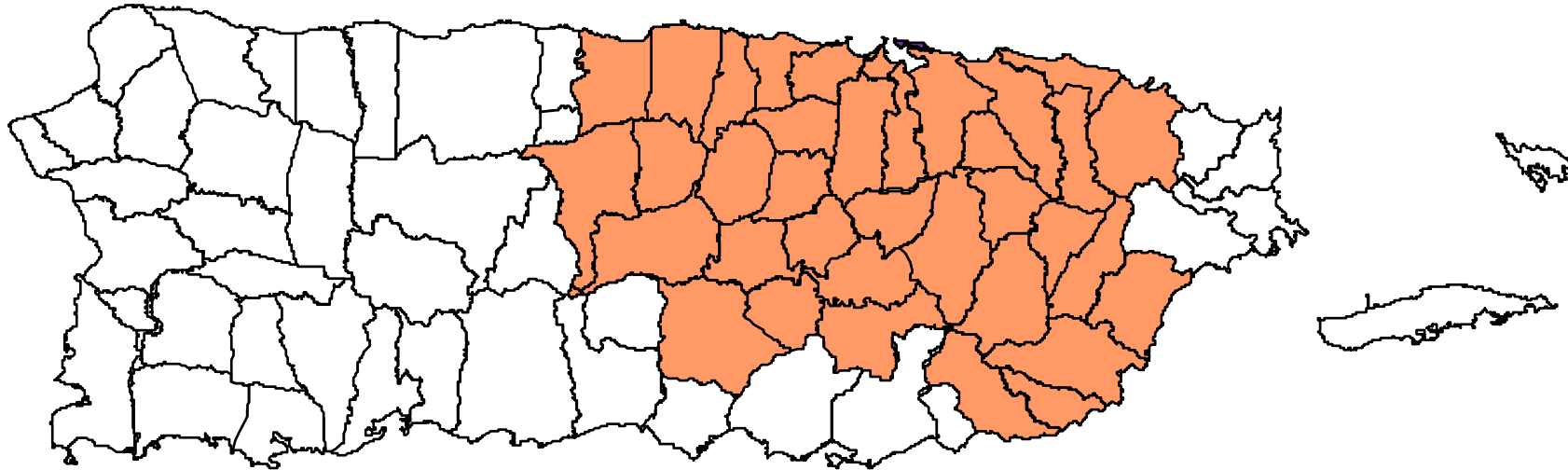
**NON-URBANIZED AREA**

SECTION 5311 URBANIZED AREA	
FY 2021 Apportionment	\$2,273,562.00
FY 2022 Apportionment	\$2,764,335.00
FY 2023 Apportionment	\$2,834,011.00
Total Funds Available	\$7,871,908.00

SECTION 5311-RTAP URBANIZED AREA	
FY 2021 Apportionment	\$99,053.00
FY 2022 Apportionment	\$109,983.00
FY 2023 Apportionment	\$110,910.00
Total Funds Available	\$319,946.00

SECTION 5310 DS URBANIZED AREA	
FY 2022 Apportionment	\$223,946.00
FY 2023 Apportionment	\$339,741.00
Total Funds Available	\$563,687.00

# ***San Juan Urbanized Area***



 *San Juan Urbanized Area (UA > 1,000,000 in Population)*

---

---

*Government of Puerto Rico*  
*Puerto Rico Department of Transportation and Public Works*  
*Puerto Rico Highways and Transportation Authority*

***Statewide Transportation Improvement Program (STIP)***

***FEDERAL TRANSIT ADMINISTRATION (FTA)***  
***San Juan Urbanized Area (SJUA)***  
***(UA > 1,000,000 in Population)***



GOVERNMENT OF PUERTO RICO  
 PUERTO RICO DEPARTMENT OF TRANSPORTATION AND PUBLIC WORKS  
 PUERTO RICO HIGHWAY AND TRANSPORTATION AUTHORITY  
 STATEWIDE TRANSPORTATION IMPROVEMENT PROGRAM  
 FISCAL YEARS 2023-2026  
 AMENDMENT #1

SECTION 5307: SAN JUAN URBANIZED AREA (SJUA)

Num.	Description	Grantee	Year		Annual Element				Total Estimated Cost	Source of Local Funds	Remarks
					2023	2024	2025	2026			
1	Acquisition of Equipment and Tools for the Maintenance Facilities Municipality of Aibonito	PRHTA	2018	F	-	80,000	-	-	80,000	Toll Credit	
				S	-	-	-	-	-		
				T	-	80,000	-	-	80,000		
2	Design and Engineering for the Construction of Maintenance Facilities, Phase I Municipality of Aibonito	PRHTA	2018	F	-	50,400	-	-	50,400	Toll Credit	
				S	-	-	-	-	-		
				T	-	50,400	-	-	50,400		
3	Construction of the Maintenance Facilities, Phase II Municipality of Aibonito	PRHTA	2018	F	-	-	-	310,980	310,980	Toll Credit	
				S	-	-	-	-	-		
				T	-	-	-	310,980	310,980		
4	Acquisition of two vehicles - 11 passengers for new routes Municipality of Aibonito	PRHTA	2019	F	-	180,000	-	-	180,000	Toll Credit	Carryover FY 2018 TRAMS#5489-2020-18-
				S	-	-	-	-	-		
				T	-	180,000	-	-	180,000		
5	Design and Engineering for the Construction of Maintenance Facilities, Phase I Municipality of Barranquitas	PRHTA	2018	F	-	51,064	-	-	51,064	Toll Credit	Carryover FY 2019
				S	-	-	-	-	-		
				T	-	51,064	-	-	51,064		
6	Construction of the Maintenance Facilities, Phase II Municipality of Barranquitas	PRHTA	2018	F	-	-	-	357,608	357,608	Toll Credit	Carryover FY 2018
				S	-	-	-	-	-		
				T	-	-	-	357,608	357,608		
7	Improvement to Trolley Maintenance Garage, Phase II	Bayamón	2017	F	144,000	-	-	-	144,000	Toll Credit	Carryover Funds \$144,000 FY 2013 Application under FTA Consideration. TRAMS App # 2008-2017-1
				S	-	-	-	-	-		
				T	144,000	-	-	-	144,000		
8	Improvement to Trolley Maintenance Garage, Phase II B	Bayamón	2017	F	-	-	-	1,420,000	1,420,000	Toll Credit	TRAMS App # 2008-2017-1
				S	-	-	-	-	-		
				T	-	-	-	1,420,000	1,420,000		
9	Pedestrian and bicycle connection in Santa Cruz Sector	Bayamón	2023	F	-	-	-	5,459,942	5,459,942	Toll Credit	
				S	-	-	-	-	-		
				T	-	-	-	5,459,942	5,459,942		
10	Operating Assistance for ADA Paratransit Program FY 2022	Bayamón	2022	F	84,080	-	-	-	84,080	Toll Credit	TRAMS App # 2008-2023-1
				S	-	-	-	-	-		
				T	84,080	-	-	-	84,080		
11	Miscellaneous Support Equipment for Preventive Maintenance of Vehicles.	Bayamón	2022	F	105,000	-	-	-	105,000	Toll Credit	TRAMS App # 2008-2023-1
				S	-	-	-	-	-		
				T	105,000	-	-	-	105,000		
12	Preventive Maintenance for Vehicles	Bayamón	2022	F	120,000	-	-	-	120,000	Toll Credit	TRAMS App # 2008-2023-1
				S	-	-	-	-	-		
				T	120,000	-	-	-	120,000		
13	Preventive Maintenance for Transit Facilities	Bayamón	2022	F	5,000	-	-	-	5,000	Toll Credit	TRAMS App # 2008-2023-1
				S	-	-	-	-	-		
				T	5,000	-	-	-	5,000		

GOVERNMENT OF PUERTO RICO  
 PUERTO RICO DEPARTMENT OF TRANSPORTATION AND PUBLIC WORKS  
 PUERTO RICO HIGHWAY AND TRANSPORTATION AUTHORITY  
 STATEWIDE TRANSPORTATION IMPROVEMENT PROGRAM  
 FISCAL YEARS 2023-2026  
 AMENDMENT #1

SECTION 5307: SAN JUAN URBANIZED AREA (SJUA)

Num.	Description	Grantee	Year		Annual Element				Total Estimated Cost	Source of Local Funds	Remarks
					2023	2024	2025	2026			
14	Acquisition of 4 New Vehicles for a New Route Expansion: 16 passengers for the Fixed Route Service and 1 Vehicle for Paratransit Service	Bayamón	2022	F	410,000	-	-	-	410,000	Toll Credit	TRAMS App # 2008-2023-1
				S	-	-	-	-	-		
				T	410,000	-	-	-	410,000		
15	Operating Assistance for ADA Paratransit Program	Bayamón	2023	F	-	96,500	-	-	96,500	Toll Credit	
				S	-	-	-	-	-		
				T	-	96,500	-	-	96,500		
16	Acquisition of 2 New Vehicles for a New Route Expansion: 16 Passengers for the Fixed Route and 2 New Vehicles for the Complementary Paratransit Service	Bayamón	2023	F	-	500,000	-	-	500,000	Toll Credit	
				S	-	-	-	-	-		
				T	-	500,000	-	-	500,000		
17	Preventive Maintenance for Vehicles	Bayamón	2023	F	-	100,000	-	-	100,000	Toll Credit	
				S	-	-	-	-	-		
				T	-	100,000	-	-	100,000		
18	Preventive Maintenance for Transit Vehicles and Maintenance for Shelters and Terminals	Bayamón	2023	F	-	5,000	-	-	5,000	Toll Credit	
				S	-	-	-	-	-		
				T	-	5,000	-	-	5,000		
19	Additional Funds for the Renovation and Development of the Francisco Pereira Transportation Terminal	Caguas	2022	F	2,800,000	-	-	-	2,800,000	Toll Credit	
				S	-	-	-	-	-		
				T	2,800,000	-	-	-	2,800,000		
20	Acquisition and Installation of 30 Bus Shelters for the Trolleys Routes	Caguas	2023	F	-	263,550	-	-	263,550	Toll Credit	Condition to a planning evaluation of the location of the shelters
				S	-	-	-	-	-		
				T	-	263,550	-	-	263,550		
21	Acquisition and Installation of 18 Security Cameras	Caguas	2023	F	6,200	-	-	-	6,200	Toll Credit	
				S	-	-	-	-	-		
				T	6,200	-	-	-	6,200		
22	Acquisition of (20) Tablets and (5) Keyboards for Public Transportation System	Caguas	2023	F	83,775	-	-	-	83,775	Toll Credit	
				S	-	-	-	-	-		
				T	83,775	-	-	-	83,775		
23	Acquisition and Instalaltion of 17 GPS for Fixed Route Vehicles.	Caguas	2023	F	4,250	-	-	-	4,250	Toll Credit	
				S	-	-	-	-	-		
				T	4,250	-	-	-	4,250		
24	Study and Design Cycle Route PR-196, PR-156 and Avenue Regimiento 295 Infantería	Caguas	2023	F	414,111	-	-	-	414,111	Toll Credit	
				S	-	-	-	-	-		
				T	414,111	-	-	-	414,111		
25	Study and Design Cycle Route Avenue Degetau, Avenue Luis Muñoz Marín (PR-32) and PR-183	Caguas	2023	F	414,111	-	-	-	414,111	Toll Credit	
				S	-	-	-	-	-		
				T	414,111	-	-	-	414,111		
26	Study and Design Cycle Route Avenue José Mercado (PR-33), Avenue Rafael Cordero (PR-768) and PR-189 (Intersection with PR-1)	Caguas	2023	F	-	414,111	-	-	414,111	Toll Credit	
				S	-	-	-	-	-		
				T	-	414,111	-	-	414,111		

GOVERNMENT OF PUERTO RICO  
 PUERTO RICO DEPARTMENT OF TRANSPORTATION AND PUBLIC WORKS  
 PUERTO RICO HIGHWAY AND TRANSPORTATION AUTHORITY  
 STATEWIDE TRANSPORTATION IMPROVEMENT PROGRAM  
 FISCAL YEARS 2023-2026  
 AMENDMENT #1

SECTION 5307: SAN JUAN URBANIZED AREA (SJUA)

Num.	Description	Grantee	Year	Annual Element				Total Estimated Cost	Source of Local Funds	Remarks
				2023	2024	2025	2026			
27	Design & NEPA for Maintenance Facilities of SITUR Municipality of Canóvanas	PRHTA	2018	F	45,000	-	-	45,000	Toll Credit	
				S	-	-	-	-		
				T	45,000	-	-	45,000		
28	Security System for bus stops of the Sistema de Transporte Colectivo de Canóvanas (SITUR) Municipality of Canóvanas	PRHTA	2019	F	33,125	-	-	33,125	Toll Credit	
				S	-	-	-	-		
				T	33,125	-	-	33,125		
29	Preventive Maintenance for Public Transportation Municipality of Canóvanas	PRHTA	2022	F	152,400	76,200	76,200	304,800	Toll Credit	
				S	-	-	-	-		
				T	152,400	76,200	76,200	304,800		
30	Signs for the Trolley Route Municipality of Canóvanas	PRHTA	2022	F	47,388	-	-	47,388	Toll Credit	
				S	-	-	-	-		
				T	47,388	-	-	47,388		
31	P.A. System for six(6) Route Vehicles. Municipality of Canóvanas	PRHTA	2022	F	5,874	-	-	5,874	Toll Credit	
				S	-	-	-	-		
				T	5,874	-	-	5,874		
32	Automatic Passenger Counting and GPS for 14 Fixed Route Vehicles Municipality of Canóvanas	PRHTA	2022	F	59,061	-	-	59,061	Toll Credit	
				S	-	-	-	-		
				T	59,061	-	-	59,061		
33	Drugs and Alcohol Test Municipality of Canóvanas	PRHTA	2022	F	6,300	-	-	6,300	Toll Credit	
				S	-	-	-	-		
				T	6,300	-	-	6,300		
34	Bus Shelter for SITUR Route Municipality of Canóvanas	PRHTA	2022	F	741,890	-	-	741,890	Toll Credit	
				S	-	-	-	-		
				T	741,890	-	-	741,890		
35	Real Time Mobile Application Municipality of Canóvanas	PRHTA	2023	F	67,000	-	-	67,000	Toll Credit	
				S	-	-	-	-		
				T	67,000	-	-	67,000		
36	Acquisition of Tablets Municipality of Canóvanas	PRHTA	2023	F	9,093	-	-	9,093	Toll Credit	
				S	-	-	-	-		
				T	9,093	-	-	9,093		
37	Acquisition of one (1) Administrative Vehicles for the Transportation System Municipality of Canóvanas	PRHTA	2023	F	-	40,000	-	40,000	Toll Credit	
				S	-	-	-	-		
				T	-	40,000	-	40,000		



GOVERNMENT OF PUERTO RICO  
 PUERTO RICO DEPARTMENT OF TRANSPORTATION AND PUBLIC WORKS  
 PUERTO RICO HIGHWAY AND TRANSPORTATION AUTHORITY  
 STATEWIDE TRANSPORTATION IMPROVEMENT PROGRAM  
 FISCAL YEARS 2023-2026  
 AMENDMENT #1

SECTION 5307: SAN JUAN URBANIZED AREA (SJUA)

Num.	Description	Grantee	Year		Annual Element				Total Estimated Cost	Source of Local Funds	Remarks
					2023	2024	2025	2026			
38	Drugs and Alcohol Test	Carolina	2020	F	7,880				7,880	Toll Credit	\$4,880-Project in Application #2038-2020-3
				S			-	-	-		
				T	7,880		-	-	7,880		
39	Drivers and Physical Examination	Carolina	2020	F	15,000		3,000	-	18,000	Toll Credit	\$15,000-Project in Application #2038-2020-3
				S			-	-	-		
				T	15,000		3,000	-	18,000		
40	Employee Education Training	Carolina	2020	F	16,000	16,000	-	-	32,000	Toll Credit	\$16,000-Project in Application #2038-2020-3
				S		-	-	-	-		
				T	16,000	16,000	-	-	32,000		
41	Contracting on the Non-fixed ADA Paratransit Services	Carolina	2020	F	272,100	74,500			346,600	Toll Credit	Carryover Funds FY19 and FY20 \$197,600. FY22 \$74,500 Project Application 2038-2020-3
				S	-	-	-	-	-		
				T	272,100	74,500			346,600		
42	Acquisition of three (3) Laptops Computer Hardware and Software	Carolina	2020	F	5,174	-	-	-	5,174	Toll Credit	Carryover Funds FY2019-2022 Project in Application #2038-2020-3
				S	-	-	-	-	-		
				T	5,174	-	-	-	5,174		
43	Project Management- Supervision of the Bus Shelters Construction (2nd Phase)	Carolina	2020	F	25,645	-	-	-	25,645	Toll Credit	Carryover Funds 2020 (\$343,592)Application 2038-2020-3-P2
				S	-	-	-	-	-		
				T	25,645	-	-	-	25,645		
44	Construction Management - Inspection of the Bus Shelters Construction (2nd Phase)	Carolina	2020	F	112,197	-	-	-	112,197	Toll Credit	Carryover Funds 2020 - 2022(\$55,400).Application 2038-2020-3-P2
				S	-	-	-	-	-		
				T	112,197	-	-	-	112,197		
45	Purchase of four (4) Low Floor Transit Buses for the Public Transportation System.	Carolina	2020	F	1,650,117	-	-	-	1,650,117	Toll Credit	Carryover Funds FY 2018 to FY2022 - Project in Application #2038-2020-3-P1
				S	-	-	-	-	-		
				T	1,650,117	-	-	-	1,650,117		
46	Purchase of two (2) Low Floor Transit Buses for the Public Transportation System.	Carolina	2020	F	624,000	-	-	-	624,000	Toll Credit	Project in Application #2038-2020-3-P1
				S	-	-	-	-	-		
				T	624,000	-	-	-	624,000		
47	Purchase of Uniforms and Related Items for the Transit Service Drivers	Carolina	2020	F	9,104	-	-	-	9,104	Toll Credit	Project in Application #2038-2020-3-P1
				S	-	-	-	-	-		
				T	9,104	-	-	-	9,104		
48	Design Transit Buses Yard, Staff Office and Driver Rest Area	Carolina	2020	F	389,605	-	-	-	389,605	Toll Credit	Project in Application #2038-2023-1
				S	-	-	-	-	-		
				T	389,605	-	-	-	389,605		
49	Construction of Transit Buses Yard, Staff Office and Driver Rest Area	Carolina	2020	F		700,000	-	-	700,000	Toll Credit	
				S	-	-	-	-	-		
				T		700,000	-	-	700,000		

GOVERNMENT OF PUERTO RICO  
 PUERTO RICO DEPARTMENT OF TRANSPORTATION AND PUBLIC WORKS  
 PUERTO RICO HIGHWAY AND TRANSPORTATION AUTHORITY  
 STATEWIDE TRANSPORTATION IMPROVEMENT PROGRAM  
 FISCAL YEARS 2023-2026  
 AMENDMENT #1

SECTION 5307: SAN JUAN URBANIZED AREA (SJUA)

Num.	Description	Grantee	Year	Annual Element				Total Estimated Cost	Source of Local Funds	Remarks
				2023	2024	2025	2026			
50	Design Rehab of Sidewalks/ Access Around the Bus Shelter	Carolina	2020	F	76,418	-	-	76,418	Toll Credit	Project in Application #2038-2023-1
				S	-	-	-	-		
				T	76,418	-	-	76,418		
51	Construction/ Rehab of Sidewalks/ Access Around the Bus Shelter	Carolina	2020	F	618,288	-	-	618,288	Toll Credit	
				S	-	-	-	-		
				T	618,288	-	-	618,288		
52	Preventive Maintenance	Carolina	2020	F	687,184	-	-	687,184	Toll Credit	\$343,592-Project in Application #2038-2020-3
				S	-	-	-	-		
				T	687,184	-	-	687,184		
53	Intelligent Transportation System - Monthly Payment Support	Carolina	2020	F	83,100	27,700	-	110,800	Toll Credit	\$55,400-Project in Application #2038-2020-3
				S	-	-	-	-		
				T	83,100	27,700	-	110,800		
54	Security Cameras Monthly Payment Support	Carolina	2020	F	71,520	23,840	-	95,360	Toll Credit	\$47,680-Project in Application #2038-2020-3
				S	-	-	-	-		
				T	71,520	23,840	-	95,360		
55	Acquisition of twelve (12) transit buses to replace units that exceeded its useful life	Carolina	2022	F	-	5,663,712	-	5,663,712	Toll Credit	Carryover funds 2022 - Project in Application #2038-2023-1 12 x \$471,976
				S	-	-	-	-		
				T	-	5,663,712	-	5,663,712		
56	Acquisition of two (2) paratransit buses to replace units that exceeded its useful life	Carolina	2022	F	204,000	-	-	204,000	Toll Credit	Carryover funds 2022 - Project in Application #2038-2023-1 2x \$102,000
				S	-	-	-	-		
				T	204,000	-	-	204,000		
57	Acquisition of one (1) new support vehicle to replace units that exceeded its useful life	Carolina	2022	F	-	42,839	-	42,839	Toll Credit	Carryover funds 2022 - Project in Application #2038-2023-1
				S	-	-	-	-		
				T	-	42,839	-	42,839		
58	Acquisition and installation of security equipment (GPS/AVL, APC, Cameras, DVD, and Licenses) for 15 new Transit Buses	Carolina	2023	F	142,875	-	-	142,875	Toll Credit	Carryover Funds 2019
				S	-	-	-	-		
				T	142,875	-	-	142,875		
59	Acquisition and installation of security equipment: (GPS/AVL, APC, Cameras, DVD, and Licenses) for 12 New Transit Buses to replace units that exceeded its useful life.	Carolina	2024	F	-	114,300	-	114,300	Toll Credit	
				S	-	-	-	-		
				T	-	114,300	-	114,300		
60	Acquisition and installation of security equipment: (GPS/AVL, APC, Cameras, DVD, and Licenses) for 4 New Transit Buses for additional new route Terminal Iturregui-Plaza Escorial and Terminal Iturregui-Vistamar Marina.	Carolina	2024	F	38,100	-	-	38,100	Toll Credit	
				S	-	-	-	-		
				T	-	38,100	-	38,100		
61	Acquisition and installation of security equipment (GPS/AVL, APC, Cameras, DVD, and Licenses) for two (2) new Paratransit Buses.	Carolina	2023	F	19,050	-	-	19,050	Toll Credit	Carryover Funds 2022
				S	-	-	-	-		
				T	19,050	-	-	19,050		
62	Improvement enhancements for Bus Stops (Waste Receptacle)	Carolina	2022	F	-	518,000	-	518,000	Toll Credit	Carryover funds 2022 - Project in Application #2038-2023-1
				S	-	-	-	-		
				T	-	518,000	-	518,000		

GOVERNMENT OF PUERTO RICO  
 PUERTO RICO DEPARTMENT OF TRANSPORTATION AND PUBLIC WORKS  
 PUERTO RICO HIGHWAY AND TRANSPORTATION AUTHORITY  
 STATEWIDE TRANSPORTATION IMPROVEMENT PROGRAM  
 FISCAL YEARS 2023-2026  
 AMENDMENT #1

SECTION 5307: SAN JUAN URBANIZED AREA (SJUA)

Num.	Description	Grantee	Year	Annual Element				Total Estimated Cost	Source of Local Funds	Remarks
				2023	2024	2025	2026			
63	Design - Construction/Rehab Sidewalks/ Access Around the Bus Shelter	Carolina	2023	F	16,204			16,204	Toll Credit	
				S				-		
				T	16,204	-	-	16,204		
64	Inspection - Construction / Rehab of Sidewalks / Access Around the Bus Shelter	Carolina	2023	F		10,311		10,311	Toll Credit	
				S				-		
				T		10,311	-	10,311		
65	Supervision - Construction/Rehab Sidewalks/ Access Around the Bus Shelter	Carolina	2023	F		4,419		4,419	Toll Credit	
				S				-		
				T		4,419	-	4,419		
66	Construction/Rehab Sidewalks/ Access Around the Bus Shelter	Carolina	2023	F		147,307		147,307	Toll Credit	
				S				-		
				T		147,307	-	147,307		
67	Preventive Maintenance for Fixed Route Vehicles Municipality of Cataño	PRHTA	2023	F	21,500			21,500	Toll Credit	
				S				-		
				T	21,500	-	-	21,500		
68	Operational Assistance for ADA Paratransit Municipality of Cataño	PRHTA	2023	F	26,171			26,171	Toll Credit	
				S				-		
				T	26,171	-	-	26,171		
69	Preventive Maintenance for ADA Paratransit Municipality of Cataño	PRHTA	2023	F	7,700			7,700	Toll Credit	
				S				-		
				T	7,700	-	-	7,700		
70	Repairs for the Public Terminal for Municipality of Cataño	PRHTA	2023	F	900,000			900,000	Toll Credit	
				S				-		
				T	900,000	-	-	900,000		
71	Elevator Repairs for the Park and Ride Facility for Municipality of Cataño	PRHTA	2023	F	30,000			30,000	Toll Credit	
				S				-		
				T	30,000	-	-	30,000		
72	Acquisition and Installation of PA Systems for four (4) Fixed Route Vechiles for Municipality of Cataño	PRHTA	2023	F	7,912			7,912	Toll Credit	
				S				-		
				T	7,912	-	-	7,912		
73	Acquisition Passanger Counters and Software, GPS Tracking Systemand Montly Feefor Fixed Route Services for Municipality of Cataño	PRHTA	2023	F	80,660			80,660	Toll Credit	
				S				-		
				T	80,660	-	-	80,660		
74	Office Equipment for Municipality of Cataño	PRHTA	2023	F	1,833			1,833	Toll Credit	
				S				-		
				T	1,833	-	-	1,833		
75	Facility Maintenance Equipment for Municipality of Cataño	PRHTA	2023	F	49,500			49,500	Toll Credit	
				S				-		
				T	49,500	-	-	49,500		

GOVERNMENT OF PUERTO RICO  
 PUERTO RICO DEPARTMENT OF TRANSPORTATION AND PUBLIC WORKS  
 PUERTO RICO HIGHWAY AND TRANSPORTATION AUTHORITY  
 STATEWIDE TRANSPORTATION IMPROVEMENT PROGRAM  
 FISCAL YEARS 2023-2026  
 AMENDMENT #1

SECTION 5307: SAN JUAN URBANIZED AREA (SJUA)

Num.	Description	Grantee	Year	Annual Element				Total Estimated Cost	Source of Local Funds	Remarks
				2023	2024	2025	2026			
76	Construction of Transportation Buses Maintenance & Garage Center	Cayey	2019	F			1,000,000	1,000,000	Toll Credit	Carryover Funds FY20 TRAMS App #5584-2022-1
				S			-	-		
				T			1,000,000	1,000,000		
77	Acquisition of two (2) 32 feet Minibuses of 24 passengers for the Replacement of two (2)30 feet Minibuses	Cayey	2020	F	-	540,000	-	540,000	Toll Credit	Carryover Funds FY20 TRAMS App #5584-2022-1
				S	-	-	-	-		
				T	-	540,000	-	540,000		
78	Design of Pedestrian Bridge from Main Terminal to Turabo University	Cayey	2020	F		150,000	-	150,000		Carryover Funds FY20 TRAMS App #5584-2022-1
				S		-	-	-		
				T		150,000	-	150,000		
79	Provision Paratransit Services in Accordance with ADA Regulations	Cayey	2023	F	218,399			218,399	Toll Credit	
				S						
				T	218,399			218,399		
80	Preventive Maintenance Cost for Falcities and Vehicles	Cayey	2023	F	120,000			120,000	Toll Credit	
				S						
				T	120,000			120,000		
81	Preventive Maintenance Cost for Ing. Angel Cabiya Terminal Municipality of Ciales	PRHTA	2022	F	15,500	-	-	15,500	Toll Credit	
				S	-	-	-	-		
				T	15,500	-	-	15,500		
82	Elevator Repair at Ing. Angel Cabiya Terminal Municipality of Ciales	PRHTA	2022	F	2,560	-	-	2,560	Toll Credit	
				S	-	-	-	-		
				T	2,560	-	-	2,560		
83	Radio System for three (3) Fixed Routes Trolleys Municipality of Ciales	PRHTA	2022	F	4,185	-	-	4,185	Toll Credit	
				S	-	-	-	-		
				T	4,185	-	-	4,185		
84	Acquisition of Support Vehicle for the Transit System	Cidra	2018	F	50,000	-	-	50,000	Toll Credit	
				S	-	-	-	-		
				T	50,000	-	-	50,000		
85	Preventive Maintenance For three (3) New Vehicles	Cidra	2023	F		26,310	-	26,310	Toll Credit	
				S	-	-	-	-		
				T		26,310	-	26,310		
86	Adquisition of Equipment - Radio- Passenger Counter and Monitors	Cidra	2023	F	3,833	-		3,833	Toll Credit	
				S	-	-		-		
				T	3,833	-		3,833		
87	Preventive Maintenance Public Terminal	Cidra	2023	F	80,000	80,000	80,000	320,000	Toll Credit	
				S	-	-		-		
				T	80,000	80,000	80,000	320,000		

GOVERNMENT OF PUERTO RICO  
 PUERTO RICO DEPARTMENT OF TRANSPORTATION AND PUBLIC WORKS  
 PUERTO RICO HIGHWAY AND TRANSPORTATION AUTHORITY  
 STATEWIDE TRANSPORTATION IMPROVEMENT PROGRAM  
 FISCAL YEARS 2023-2026  
 AMENDMENT #1

SECTION 5307: SAN JUAN URBANIZED AREA (SJUA)

Num.	Description	Grantee	Year	Annual Element				Total Estimated Cost	Source of Local Funds	Remarks
				2023	2024	2025	2026			
88	Improvements to streets, Municipal Roads and Sidewalk along One Stop on Fixed Trolley Route Municipality of Corozal	PRHTA	2015	F	-	119,259	-	119,259	Toll Credit	
				S	-	-	-	-		
				T	-	119,259	-	119,259		
89	Acquisition and Installation of three (3) Bus Shelters and Signage Municipality of Corozal	PRHTA	2018	F	38,676	-	-	38,676	Toll Credit	
				S	-	-	-	-		
				T	38,676	-	-	38,676		
90	Design for Construction of Sidewalks along Shelter and Stops; Eldery Center, City Hall & Dos Bocas. Municipality of Corozal	PRHTA	2018	F	182,954	-	-	182,954	Toll Credit	
				S	-	-	-	-		
				T	182,954	-	-	182,954		
91	Acquisition and Installation of Radio Communication Units for seven (7) Vehicles and Monthly Fees. Municipality of Corozal	PRHTA	2022	F	4,644	4,644	6,966	16,254	Toll Credit	Carryover Funds 2022
				S	-	-	-	-		
				T	4,644	4,644	6,966	16,254		
92	Acquisition and Installations of 67 Signage for Bus Stops Municipality of Corozal	PRHTA	2022	F	31,750	-	-	31,750	Toll Credit	
				S	-	-	-	-		
				T	31,750	-	-	31,750		
93	Acquisition of GPS Systems for seven (7) Vehicles Municipality of Corozal	PRHTA	2022	F	298	298	445	1,041	Toll Credit	
				S	-	-	-	-		
				T	298	298	445	1,041		
94	Acquisition of seven (7) passenger counters for vehicles, software, and hardware Municipality of Corozal	PRHTA	2022	F	24,714	24,714	37,000	86,428	Toll Credit	
				S	-	-	-	-		
				T	24,714	24,714	37,000	86,428		
95	Preventive Maintenance -Fixed Route and ADA Paratransit Service Vehicles Municipality of Corozal	PRHTA	2023	F	40,000	60,000	91,850	183,550	Toll Credit	
				S	-	-	-	-		
				T	40,000	60,000	91,850	183,550		
96	Rehabilitation of the Public Vehicles Terminal- José Taboa Ramírez Municipality of Corozal	PRHTA	2023	F	582,325	-	-	582,325	Toll Credit	
				S	-	-	-	-		
				T	582,325	-	-	582,325		

GOVERNMENT OF PUERTO RICO  
 PUERTO RICO DEPARTMENT OF TRANSPORTATION AND PUBLIC WORKS  
 PUERTO RICO HIGHWAY AND TRANSPORTATION AUTHORITY  
 STATEWIDE TRANSPORTATION IMPROVEMENT PROGRAM  
 FISCAL YEARS 2023-2026  
 AMENDMENT #1

SECTION 5307: SAN JUAN URBANIZED AREA (SJUA)

Num.	Description	Grantee	Year	Annual Element				Total Estimated Cost	Source of Local Funds	Remarks
				2023	2024	2025	2026			
97	Preventive Maintenance Cost for Transit Fleet	Dorado	2020	F 25,817	-	-	-	25,817	Toll Credit	TrAMS application #1917-2021-2
				S -	-	-	-	-		
				T 25,817	-	-	-	25,817		
98	Provision of Paratransit Services in Accordance with ADA Regulations	Dorado	2020	F 151,592	80,000	81,610	-	313,202	Toll Credit	TrAMS application #1917-2021-2
				S -	-	-	-	-		
				T 151,592	80,000	81,610	-	313,202		
99	Complete Street Project for Méndez Vigo West Avenue, Design Phase	Dorado	2020	F 130,000	-	-	-	130,000	Toll Credit	TrAMS application #1917-2021-1
				S -	-	-	-	-		
				T 130,000	-	-	-	130,000		
100	Complete Street Project for Méndez Vigo West Avenue, Construction Phase	Dorado	2020	F -	-	1,000,000	-	1,000,000	Toll Credit	Carryover Funds FY2020
				S -	-	-	-	-		
				T -	-	1,000,000	-	1,000,000		
101	Acquisition and Installation of Radio Communication Units for two (2) Vehicles and License Fees.	Dorado	2022	F 15,549	-	-	-	15,549	Toll Credit	Carryover Funds FY2020 TRAMS App.#1970-2022-1
				S -	-	-	-	-		
				T 15,549	-	-	-	15,549		
102	Acquisition of two (2) Vehicle GPS Tracking Systems	Dorado	2022	F 298	-	-	-	298	Toll Credit	
				S -	-	-	-	-		
				T 298	-	-	-	298		
103	Preventive Maintenance-Fixed Route and Paratransit Service Vehicles	Dorado	2023	F -	100,000	-	-	110,726	Toll Credit	
				S -	-	-	-	-		
				T -	100,000	-	-	110,726		
104	Operational Assistance-ADA Paratransit Service	Dorado	2023	F -	-	-	82,479	82,479	Toll Credit	
				S -	-	-	-	-		
				T -	-	-	82,479	82,479		
105	Acquisition and Installation of Bus Shelters and Signage	Dorado	2023	F 62,755	-	-	-	62,755	Toll Credit	
				S -	-	-	-	-		
				T 62,755	-	-	-	62,755		
106	Acquisition of two (2) fixed route vehicles	Dorado	2023	F 359,954	-	-	-	359,954	Toll Credit	
				S -	-	-	-	-		
				T 359,954	-	-	-	359,954		
107	Preliminary Design for Complete Streets in Ponce de Leon Ave.	PRHTA/DTPW	2023	F 1,600,000	-	-	-	1,600,000	Toll Credit	
				S -	-	-	-	-		
				T 1,600,000	-	-	-	1,600,000		



GOVERNMENT OF PUERTO RICO  
 PUERTO RICO DEPARTMENT OF TRANSPORTATION AND PUBLIC WORKS  
 PUERTO RICO HIGHWAY AND TRANSPORTATION AUTHORITY  
 STATEWIDE TRANSPORTATION IMPROVEMENT PROGRAM  
 FISCAL YEARS 2023-2026  
 AMENDMENT #1

SECTION 5307: SAN JUAN URBANIZED AREA (SJUA)

Num.	Description	Grantee	Year		Annual Element				Total Estimated Cost	Source of Local Funds	Remarks
					2023	2024	2025	2026			
108	Replacement of three (3) vehicles 35ft /36 Passengers	Guaynabo	2022	F	1,260,000	-	-	-	1,260,000	Toll Credit	
				S	-	-	-	-	-		
				T	1,260,000	-	-	-	1,260,000		
109	Rebuilt and Renovation of Terminal's Roof and Terminal Administrative Offices by stages	Guaynabo	2022	F	-	3,000,000	3,000,000	-	6,000,000	Toll Credit	
				S	-	-	-	-	-		
				T	-	3,000,000	3,000,000	-	6,000,000		
110	Operational Assistance for ADA Paratransit Program	Guaynabo	2023	F	93,726	-	-	-	93,726	Toll Credit	
				S	-	-	-	-	-		
				T	93,726	-	-	-	93,726		
111	Preventive Maintenance of Transportation Fleet	Guaynabo	2023	F	333,239	-	-	-	333,239	Toll Credit	
				S	-	-	-	-	-		
				T	333,239	-	-	-	333,239		
112	Replacement of four (4) 35' Buses	Guaynabo	2023	F	-	2,000,000	-	-	2,000,000	Toll Credit	5307- \$1.3M 5339 - \$700K
				S	-	-	-	-	-		
				T	-	2,000,000	-	-	2,000,000		
113	Personal Safety Equipment for Drivers	Guaynabo	2023	F	22,132	-	-	-	22,132	Toll Credit	
				S	-	-	-	-	-		
				T	22,132	-	-	-	22,132		
114	Acquisition and Installation of Security Cameras System for the Publico Terminal Municipality of Gurabo	Gurabo	2019	F	30,000	-	-	-	30,000	Toll Credit	Carryover Funds 2019
				S	-	-	-	-	-		
				T	30,000	-	-	-	30,000		
115	Construction of Bus Stop with Solar System Municipality of Gurabo	Gurabo	2020	F	233,800	-	-	-	233,800	Toll Credit	Carryover Funds 2020
				S	-	-	-	-	-		
				T	233,800	-	-	-	233,800		
116	Drug and Alcohol Test Municipality of Gurabo	Gurabo	2020	F	6,250	-	-	-	6,250	Toll Credit	Carryover Funds 2020
				S	-	-	-	-	-		
				T	6,250	-	-	-	6,250		
117	Training and Travel Municipality of Gurabo	Gurabo	2022	F	10,000	5,000	5,000	-	20,000	Toll Credit	Carryover Funds 2022 (5,000)
				S	-	-	-	-	-		
				T	10,000	5,000	5,000	-	20,000		
118	Operational Assistance for ADA Paratransit Services 5307 for Municipality of Gurabo	Gurabo	2022	F	71,401	71,401	71,401	71,401	214,203	Toll Credit	Carryover funds from FY2016 to FY021 fo \$71,401 per year. Carryover 2022 (49,807)
				S	-	-	-	-	-		
				T	71,401	71,401	71,401	71,401	214,203		

GOVERNMENT OF PUERTO RICO  
 PUERTO RICO DEPARTMENT OF TRANSPORTATION AND PUBLIC WORKS  
 PUERTO RICO HIGHWAY AND TRANSPORTATION AUTHORITY  
 STATEWIDE TRANSPORTATION IMPROVEMENT PROGRAM  
 FISCAL YEARS 2023-2026  
 AMENDMENT #1

SECTION 5307: SAN JUAN URBANIZED AREA (SJUA)

Num.	Description	Grantee	Year	Annual Element				Total Estimated Cost	Source of Local Funds	Remarks
				2023	2024	2025	2026			
119	Purchase and Installation of three (3) Radio Communication System Municipality of Gurabo	Gurabo	2022	F	3,312	-	-	3,312	Toll Credit	Carryover Funds 2022
				S	-	-	-	-		
				T	3,312	-	-	3,312		
120	Purchase and Installation of three (3) GPS Tracking System Municipality of Gurabo	Gurabo	2022	F	447	-	-	447	Toll Credit	Carryover Funds 2022
				S	-	-	-	-		
				T	447	-	-	447		
121	Wrapping for FTA Vehicles	Gurabo	2023	F	22,500	-	-	22,500	Toll Credit	
				S	-	-	-	-		
				T	22,500	-	-	22,500		
122	Preventive Maintenance Fixed Route Vehicle	Gurabo	2023	F	38,500	-	-	38,500	Toll Credit	
				S	-	-	-	-		
				T	38,500	-	-	38,500		
123	Acquisition and Installation of 57 Bus Stops	Gurabo	2023	F	45,144	-	-	45,144	Toll Credit	
				S	-	-	-	-		
				T	45,144	-	-	45,144		
124	Acquisition of Support Vehicles	Gurabo	2023	F	50,300	212,425	-	262,725	Toll Credit	Administrative Vehicle- \$50,300 Tow Truck-\$212,425
				S	-	-	-	-		
				T	50,300	212,425	-	262,725		
125	Acquisition of two (2) Fixed Route-ADA Vehicle for Service Expansion	Gurabo	2023	F	359,954	-	-	359,954	Toll Credit	
				S	-	-	-	-		
				T	359,954	-	-	359,954		
126	Acquisition of Computers, Equipment and Software for Vehicles	Gurabo	2023	F	282,079	282,079	-	564,159	Toll Credit	
				S	-	-	-	-		
				T	282,079	282,079	-	564,159		
127	Acquisition of one (1) ADA Complementary Service Vehicle	Gurabo	2023	F	179,977	-	-	179,977	Toll Credit	
				S	-	-	-	-		
				T	179,977	-	-	179,977		
128	Rehabilitation of the FTA Terminal Building (A&E)- 2023	Gurabo	2023	F	168,000	-	-	168,000	Toll Credit	
				S	-	-	-	-		
				T	168,000	-	-	168,000		
129	Rehabilitation of the FTA Terminal Building Construction	Gurabo	2023	F	-	1,500,000	-	2,030,880	Toll Credit	
				S	-	-	-	-		
				T	-	1,500,000	-	2,030,880		
130	Rehabilitation of the FTA Maintenance Facility	Gurabo	2023	F	131,995	-	-	131,995	Toll Credit	
				S	-	-	-	-		
				T	131,995	-	-	131,995		
131	Rehabilitation and Renovate Sidewalks within distance (0.5 miles) of Transit Stops along the Transportation System	Gurabo	2023	F	1,479,500	-	-	1,479,500	Toll Credit	
				S	-	-	-	-		
				T	1,479,500	-	-	1,479,500		

GOVERNMENT OF PUERTO RICO  
 PUERTO RICO DEPARTMENT OF TRANSPORTATION AND PUBLIC WORKS  
 PUERTO RICO HIGHWAY AND TRANSPORTATION AUTHORITY  
 STATEWIDE TRANSPORTATION IMPROVEMENT PROGRAM  
 FISCAL YEARS 2023-2026  
 AMENDMENT #1

SECTION 5307: SAN JUAN URBANIZED AREA (SJUA)

Num.	Description	Grantee	Year	Annual Element				Total Estimated Cost	Source of Local Funds	Remarks
				2023	2024	2025	2026			
132	Replacement of Twelve (12) Bus Passenger Shelter for Existing Trolley Route	Humacao	2013	F	-	-	144,000	144,000	Toll Credit	Projects in Application 5567-2020-2-P1
				S	-	-	-	-		
				T	-	-	-	144,000		
133	Installation of 36 Bus Stops for New Trolley Routes	Humacao	2014	F	-	-	8,640	8,640	Toll Credit	Project in Application 5567-2020-2-P1
				S	-	-	-	-		
				T	-	-	8,640	8,640		
134	Purchase of Computer Equipment and Radio Communication System	Humacao	2018	F	14,728	-	-	14,728	Toll Credit	Carryover Funds FY2020
				S	-	-	-	-		
				T	14,728	-	-	14,728		
135	Purchase of Equipment for Municipal Transit Garage	Humacao	2018	F	2,200	-	-	2,200	Toll Credit	Carryover Funds FY2019 \$1,410 to FY2020 \$2,820
				S	-	-	-	-		
				T	2,200	-	-	2,200		
136	Drugs and Alcohol Test and Physical Examination for SITRAH Drivers	Humacao	2019	F	4,230	-	-	4,230	Toll Credit	Carryover Funds FY19 \$1,410 to FY20 \$2,820
				S	-	-	-	-		
				T	4,230	-	-	4,230		
137	Acquisition of seven (7) Fixed Route Vehicles	Humacao	2023	F	245,657	-	-	245,657	Toll Credit	
				S	-	-	-	-		
				T	245,657	-	-	245,657		
138	Preventive Maintenance Cost for nine (9) Vehicles	Juncos	2014	F	-	-	75,000	75,000	Toll Credit	Project in Application 3050-2021-1-P1
				S	-	-	-	-		
				T	-	-	75,000	75,000		
139	Purchase of Equipment for Municipal Transit Garage	Juncos	2013	F	-	-	20,000	20,000	Toll Credit	Project in Application 3050-2021-1-P1
				S	-	-	-	-		
				T	-	-	20,000	20,000		
140	Replacement of two(2) 30 Ft vehicles	Juncos	2018	F	320,000	-	-	320,000	Toll Credit	Project in Application 3050-2021-1-P1
				S	-	-	-	-		
				T	320,000	-	-	320,000		
141	Reconstruction of Sidewalks, Curbs and Gutters along Main Transit Routes to Acces Transit Stops, including Engineering and Supervision.(Phase 3)	Juncos	2019	F	-	-	725,000	725,000	Toll Credit	Project in Application 3050-2021-1-P1
				S	-	-	-	-		
				T	-	-	725,000	725,000		
142	Reconstruction of Sidewalks, Curbs and Gutters along Main Transit Routes to Acces Transit Stops, including Engineering and Supervision.(Phase 3)	Juncos	2020	F	-	-	250,000	250,000	Toll Credit	Project in Application 3050-2021-1-P1
				S	-	-	-	-		
				T	-	-	250,000	250,000		
143	Employee Trainings	Juncos	2020	F	16,000	-	-	16,000	Toll Credit	Carryover Funds FY16
				S	-	-	-	-		
				T	16,000	-	-	16,000		

GOVERNMENT OF PUERTO RICO  
 PUERTO RICO DEPARTMENT OF TRANSPORTATION AND PUBLIC WORKS  
 PUERTO RICO HIGHWAY AND TRANSPORTATION AUTHORITY  
 STATEWIDE TRANSPORTATION IMPROVEMENT PROGRAM  
 FISCAL YEARS 2023-2026  
 AMENDMENT #1

SECTION 5307: SAN JUAN URBANIZED AREA (SJUA)

Num.	Description	Grantee	Year		Annual Element				Total Estimated Cost	Source of Local Funds	Remarks
					2023	2024	2025	2026			
144	Replacement six (6) Vehicles - four (4) Bus for 30 feet / two (2) Bus Paratransit	Juncos	2022	F	1,090,000	-	-	-	1,090,000	Toll Credit	Carryover FY18
				S	-	-	-	-	-		
				T	1,090,000	-	-	-	1,090,000		
145	Paratransit Program Preventive Maintenance	Juncos	2022	F	88,010	-	-	-	88,010	Toll Credit	FY18 \$61,882 & FY19 \$61,882 FY20 \$66,301
				S	-	-	-	-	-		
				T	88,010	-	-	-	88,010		
146	Paratransit Program Operational	Juncos	2022	F	193,076	-	-	-	193,076	Toll Credit	
				S	-	-	-	-	-		
				T	193,076	-	-	-	193,076		
147	Facilities Maintenance	Juncos	2022	F	10,000	-	-	-	10,000	Toll Credit	Subject to complete Grant in TRAMs. Carryover FY2018
				S	-	-	-	-	-		
				T	10,000	-	-	-	10,000		
148	Reconstruction of Sidewalks Curbs and Gutters along Main Transit Route to Access Transit Stops	Juncos	2022	F	-	650,000	-	-	650,000	Toll Credit	
				S	-	-	-	-	-		
				T	-	650,000	-	-	650,000		
149	Engineering, Design and Environmental Compliance for the Construction of Maintenance Facilities Phase I Municipality of Las Piedras	PRHTA	2016	F	-	120,000	-	-	120,000	Toll Credit	
				S	-	-	-	-	-		
				T	-	120,000	-	-	120,000		
150	Construction of Maintenance Facilities, Phase II Municipality of Las Piedras	PRHTA	2018	F	-	-	200,000	-	200,000	Toll Credits	
				S	-	-	-	-	-		
				T	-	-	200,000	-	200,000		
151	Preventive Maintenance for the Fixed Route and Paratransit Fleet	MBA	2018	F	12,000,000	-	5,000,000	-	17,000,000	Toll Credits	
				S	-	-	-	-	-		
				T	12,000,000	-	5,000,000	-	17,000,000		
152	Renovation of the Workshop Area: Replacement of the Overhaul Oil Distribution System; Replacement of Hydraulic Lifts	MBA	2022	F	4,056,000	-	-	-	4,056,000	Toll Credits	
				S	-	-	-	-	-		
				T	4,056,000	-	-	-	4,056,000		
153	Software and Hardware	MBA	2022	F	600,000	-	-	-	600,000	Toll Credits	
				S	-	-	-	-	-		
				T	600,000	-	-	-	600,000		
154	Acquisition of the Units for the Paratransit Fleet	MBA	2023	F	-	1,000,000	-	-	1,000,000	Toll Credits	Project to be transferred to Section 5339
				S	-	-	-	-	-		
				T	-	1,000,000	-	-	1,000,000		

GOVERNMENT OF PUERTO RICO  
 PUERTO RICO DEPARTMENT OF TRANSPORTATION AND PUBLIC WORKS  
 PUERTO RICO HIGHWAY AND TRANSPORTATION AUTHORITY  
 STATEWIDE TRANSPORTATION IMPROVEMENT PROGRAM  
 FISCAL YEARS 2023-2026  
 AMENDMENT #1

SECTION 5307: SAN JUAN URBANIZED AREA (SJUA)

Num.	Description	Grantee	Year		Annual Element				Total Estimated Cost	Source of Local Funds	Remarks
					2023	2024	2025	2026			
155	Replacement of 30 Buses Route Fleet	MBA	2023	F	20,000,000				20,000,000	Toll Credits	
				S							
				T	20,000,000				20,000,000		
156	Upgrade of the Infrastructure of the Radio Communications System	MBA	2023	F	2,070,000				2,070,000	Toll Credits	
				S							
				T	2,070,000				2,070,000		
157	Renovation and Maintenance of the AMA's Site Facility Building	MBA	2023	F	500,000				500,000	Toll Credits	
				S							
				T	500,000				500,000		
158	Miscellaneous Support Equipment	MBA	2023	F	400,000				400,000	Toll Credits	
				S							
				T	400,000				400,000		
159	Upgrade of Software and Hardware (IT)	MBA	2023	F		600,000			600,000	Toll Credits	
				S							
				T		600,000			600,000		
160	Acquisition of three (3) Mini Buses of 16 to 25 Passengers - Morovis	PRHTA	2022	F	380,340	-	-	-	380,340	Toll Credits	Project in Application 5489-2022-12 Section 5307
				S		-	-	-			
				T	380,340	-	-	-	380,340		
161	Construction of 13 Bus Shelter for Fixed Routes Municipality of Morovis	PRHTA	2022	F	53,300	-	-	-	53,300	Toll Credits	
				S		-	-	-			
				T	53,300	-	-	-	53,300		
162	Signage for Bus Stops, Route Information and Cross Walks on Fixed Route - Morovis	PRHTA	2022	F	10,000	-	-	-	10,000	Toll Credits	Project in Application 5489-2022-12 Section 5307
				S	-	-	-	-			
				T	10,000	-	-	-	10,000		
163	Preventive Maintenance for Transit Fleet - Municipality of Morovis	PRHTA	2022	F	-	-	-	4,000	4,000	Toll Credits	Carryover FY2017
				S	-	-	-	-	-		
				T	-	-	-	4,000	4,000		
164	Drugs and Alcohol Testing - Municipality of Morovis	PRHTA	2022	F	-	1,250	1,250	1,250	3,750	Toll Credits	
				S	-	-	-	-	-		
				T	-	1,250	1,250	1,250	3,750		
165	Additional funding - Improvements of the Public Transportation Terminal - Municipality of Morovis	PRHTA	2023	F	467,000				467,000	Toll Credits	Additional funding for Improvements of the Public Terminal: Original \$813,120
				S	-				-		
				T	467,000				467,000		
166	Acquisition of two (2) Buses- 11 passengers for Fixed Routes for the Municipality of Naranjito	PRHTA	2019	F		-	-	160,000	160,000	Toll Credits	
				S		-	-	-	-		
				T		-	-	160,000	160,000		
167	Improvements to existing Ignacio Morales Acosta Street (sidewalks and pedestrian walkway) for Full Street Concept to Connect with the Collective Transportation Terminal of the Municipality of Naranjito (Phase 1 of 2)	PRHTA	2020	F		-	-	86,948	86,948	Toll Credits	
				S		-	-	-	-		
				T		-	-	86,948	86,948		

GOVERNMENT OF PUERTO RICO  
 PUERTO RICO DEPARTMENT OF TRANSPORTATION AND PUBLIC WORKS  
 PUERTO RICO HIGHWAY AND TRANSPORTATION AUTHORITY  
 STATEWIDE TRANSPORTATION IMPROVEMENT PROGRAM  
 FISCAL YEARS 2023-2026  
 AMENDMENT #1

SECTION 5307: SAN JUAN URBANIZED AREA (SJUA)

Num.	Description	Grantee	Year		Annual Element				Total Estimated Cost	Source of Local Funds	Remarks
					2023	2024	2025	2026			
168	Improvements to existing Ignacio Morales Acosta Street (sidewalks and pedestrian walkway) for Full Street Concept to Connect with the Collective Transportation Terminal of the Municipality of Naranjito (Phase 2 of 2)	PRHTA	2020	F			-	884,041	884,041	Toll Credits	
				S		-	-	-	-		
				T			-	884,041	884,041		
169	Bus replacement for five (5) vehicles for Intermodal	PRHTA/ATI-TU	2023	F	2,500,000	-	-	3,140,440	5,640,440		As established in the bus fleet replacement plan. (\$500,000 x 5 vehicles=\$2.5M) Funds requested are for the following systems: Tren Urbano and Intermodal.
				S	-	-	-	-	-		
				T	2,500,000	-	-	3,140,440	5,640,440		
170	Preventive Maintenance Cost for TU	PRHTA/ATI-TU	2022	F	11,977,320	6,400,000	5,000,000	13,547,754	36,925,074	Toll Credits	
				S	-	-	-	-	-		
				T	11,977,320	6,400,000	5,000,000	13,547,754	36,925,074		
171	Technical Oversight for TU Operator	PRHTA/ATI-TU	2022	F	6,600,000	4,000,000	2,000,000	3,000,000	15,600,000	Toll Credits	
				S	-	-	-	-	-		
				T	6,600,000	4,000,000	2,000,000	3,000,000	15,600,000		
172	Design and Engineering Integración de Sistema de Autobuses de Transporte Colectivo (BRT) PR 52-PR 18.	PRHTA	2020	F	1,400,000	-	-	-	1,400,000	Toll Credits	
				S	-	-	-	-	-		
				T	1,400,000	-	-	-	1,400,000		
173	Construction Integración de Sistema de Autobuses de Transporte Colectivo (BRT) PR 52-PR 18. Phase 1	PRHTA	2020	F			-	1,000,000	3,000,000	Toll Credits	
				S	-	-	-	-	-		
				T			-	1,000,000	3,000,000		
174	Rehabilitation of Maintenance Base	PRITA/Maritime Services	2022	F	4,176,000	2,000,000	500,000	-	6,676,000	Toll Credits	
				S	-	-	-	-	-		
				T	4,176,000	2,000,000	500,000	-	6,676,000		
175	Rehabilitation to the Metro Service Terminal	PRITA/Maritime Services	2022	F	960,000	-	-	-	960,000	Toll Credits	
				S	-	-	-	-	-		
				T	960,000	-	-	-	960,000		
176	Rehabilitation of Pier for Travelift	PRITA/Maritime Services	2022	F	4,800,000	-	-	-	4,800,000	Toll Credits	
				S	-	-	-	-	-		
				T	4,800,000	-	-	-	4,800,000		
177	Acquisition of New Electrical Vessel for the Metro Service	PRITA/Maritime Services	2024	F				5,000,000	6,000,000		
				S							
				T				5,000,000	6,000,000		

GOVERNMENT OF PUERTO RICO  
 PUERTO RICO DEPARTMENT OF TRANSPORTATION AND PUBLIC WORKS  
 PUERTO RICO HIGHWAY AND TRANSPORTATION AUTHORITY  
 STATEWIDE TRANSPORTATION IMPROVEMENT PROGRAM  
 FISCAL YEARS 2023-2026  
 AMENDMENT #1

SECTION 5307: SAN JUAN URBANIZED AREA (SJUA)

Num.	Description	Grantee	Year	Annual Element				Total Estimated Cost	Source of Local Funds	Remarks
				2023	2024	2025	2026			
178	Acquisition of one (1) pick up truck	San Juan	2022	F	40,000			40,000	Toll Credits	TRAMS App # 1886-2022-1
				S				-		
				T	40,000	-	-	40,000		
179	Acquisition of Vehicles to Improve Public Transportation Services	San Juan	2022	F	650,000			650,000	Toll Credits	TRAMS App # 1886-2022-1
				S				-		
				T	650,000	-	-	650,000		
180	Improvements to the Juan Palerm (East Terminal) Público Vehicles Terminal	San Juan	2022	F	300,000			300,000	Toll Credits	TRAMS App # 1886-2022-3
				S				-		
				T	300,000	-	-	300,000		
181	Preventive Maintenance for Transit System and Facilities	San Juan	2022	F	1,942,660			1,942,660	Toll Credits	TRAMS App # 1886-2022-1
				S				-		
				T	1,942,660	-	-	1,942,660		
182	Replacement of four (4) buses for Transit System	San Juan	2022	F	800,000			800,000	Toll Credits	TRAMS App # 1886-2022-1
				S				-		
				T	800,000	-	-	800,000		
183	A&E for the Construction of sidewalks (PR-21)	San Juan	2022	F	190,000	-	-	190,000	Toll Credits	TRAMS App # 1886-2023-1
				S	-	-	-	-		
				T	190,000	-	-	190,000		
184	Construction of Sidewalks (PR-21)	San Juan	2022	F	-	1,900,000	-	1,900,000	Toll Credits	
				S	-	-	-	-		
				T	-	1,900,000	-	1,900,000		
185	Rehab of Sidewalks Along 0.5 miles of Transit Stops in Lorrens Torres	San Juan	2019	F	388,126			388,126	Toll Credits	
				S				-		
				T	388,126			388,126		
186	Acquisition of 2 Administrative Vehicles and 1 Tow Truck for the Transportation System	San Juan	2023	F	268,388			268,388	Toll Credits	
				S				-		
				T	268,388			268,388		
187	Preventive Maintenance for FTA Facilities	San Juan	2023	F	244,084			244,084	Toll Credits	
				S				-		
				T	244,084			244,084		
188	Acquisition of Computers, Equipment and Software for Facilities and Vehicles	San Juan	2023	F	299,171	299,171		598,342	Toll Credits	
				S				-		
				T	299,171	299,171		598,342		
189	Additional Funds - Rehab and Renovate Sidewalks within distance (0.5 miles) of Transit Stops in Condado	San Juan	2023	F	7,006,467			7,006,467	Toll Credits	
				S				-		
				T	7,006,467			7,006,467		
190	Rehab and Renovate Sidewalks within distance (0.5 miles) of transit stops in Pedrin Zorrilla, Americo Miranda, Buen Consejo, Caimito, Loiza Street, Centro	San Juan	2023	F	12,600,694	6,000,000		18,600,694	Toll Credits	
				S				-		
				T	12,600,694	6,000,000		18,600,694		



GOVERNMENT OF PUERTO RICO  
 PUERTO RICO DEPARTMENT OF TRANSPORTATION AND PUBLIC WORKS  
 PUERTO RICO HIGHWAY AND TRANSPORTATION AUTHORITY  
 STATEWIDE TRANSPORTATION IMPROVEMENT PROGRAM  
 FISCAL YEARS 2023-2026  
 AMENDMENT #1

SECTION 5307: SAN JUAN URBANIZED AREA (SJUA)

Num.	Description	Grantee	Year	Annual Element				Total Estimated Cost	Source of Local Funds	Remarks
				2023	2024	2025	2026			
191	Construction of Paseo Lineal Miramar- Condado	San Juan	2023	F	7,292,007			7,292,007	Toll Credits	
				S						
				T	7,292,007			7,292,007		
192	Acquisition of 52 Pre-fabricated Bus Shelters for the Transportation System	San Juan	2023	F	1,029,600			1,029,600	Toll Credits	
				S						
				T	1,029,600			1,029,600		
193	Acquisition of Fire Protection System for the Palerm Terminal	San Juan	2023	F		1,125,868		1,125,868	Toll Credits	
				S						
				T		1,125,868		1,125,868		
194	Architectural and Engineering Design for Francisco Pancho Lozada Transportation Center	San Lorenzo	2021	F	459,550	-	-	459,550	Toll Credits	TRAMS #5874-2022-1
				S	-	-	-	-		
				T	459,550	-	-	459,550		
195	Provision of Paratransit Services in Accordance with ADA Regulations	San Lorenzo	2021	F	-	218,399	-	218,399	Toll Credits	TRAMS #5874-2022-1
				S	-	-	-	-		
				T	-	218,399	-	218,399		
196	Preventive Maintenance Cost for Transit Fleet	San Lorenzo	2020	F	-	120,000	-	120,000	Toll Credits	TRAMS #5874-2022-1
				S	-	-	-	-		
				T	-	120,000	-	120,000		
197	Acquisition and Installation of a Virtual Camera System for the Security in the Public Transportation Routes Stop Sites	San Lorenzo	2017	F	231,200	-	-	231,200	Toll Credits	TRAMS #5874-2022-1
				S	-	-	-	-		
				T	231,200	-	-	231,200		
198	Purchase & Installation of Stop and Street Signs for the three (3) Public Transportation Routes	San Lorenzo	2017	F	135,360	-	-	135,360	Toll Credits	TRAMS #5874-2022-1
				S	-	-	-	-		
				T	135,360	-	-	135,360		
199	Purchase & Installation of fifteen (15) Shelters for the Public Transportation Route	San Lorenzo	2017	F	48,000	-	-	48,000	Toll Credits	TRAMS #5874-2022-1
				S	-	-	-	-		
				T	48,000	-	-	48,000		
200	Construction Ramps and Reconstruction Sidewalks along Trolley Route	San Lorenzo	2018	F	453,636	-	-	453,636	Toll Credits	TRAMS #5874-2022-1
				S	-	-	-	-		
				T	453,636	-	-	453,636		
201	Design & NEPA for the Construction of Transportation Buses Maintenance and Washing Machine Area	San Lorenzo	2022	F	-	385,000	-	385,000	Toll Credits	
				S	-	-	-	-		
				T	-	385,000	-	385,000		
202	Construction of Transportation Buses Maintenance and Washing Machine Area	San Lorenzo	2025	F	-	1,500,000	-	1,500,000	Toll Credits	
				S	-	-	-	-		
				T	-	1,500,000	-	1,500,000		

GOVERNMENT OF PUERTO RICO  
 PUERTO RICO DEPARTMENT OF TRANSPORTATION AND PUBLIC WORKS  
 PUERTO RICO HIGHWAY AND TRANSPORTATION AUTHORITY  
 STATEWIDE TRANSPORTATION IMPROVEMENT PROGRAM  
 FISCAL YEARS 2023-2026  
 AMENDMENT #1

SECTION 5307: SAN JUAN URBANIZED AREA (SJUA)

Num.	Description	Grantee	Year	Annual Element				Total Estimated Cost	Source of Local Funds	Remarks
				2023	2024	2025	2026			
203	Radio Communication Units Five (5)	Toa Baja	2015	F	12,200	-	-	12,200	Toll Credits	Project in Application # 5415-2016-1
				S	-	-	-	-		
				T	12,200	-	-	12,200		
204	Installation of four (4) Bus Shelters for the New Routes Candelaria Arenas and Pájaros Ward	Toa Baja	2015	F	38,720	-	-	38,720	Toll Credits	Project in Application # 5415-2016-1
				S	-	-	-	-		
				T	38,720	-	-	38,720		
205	Purchase of two (2) Cutaway 30 ft. 24 passenger buses for the new routes to Tren Urbano	Toa Baja	2015	F	280,000	-	-	280,000	Toll Credits	Project in Application # 5415-2016-1
				S	-	-	-	-		
				T	280,000	-	-	280,000		
206	Purchase of two(2) Paratransit Minibuses to meet additional ADA Demand	Toa Baja	2017	F	128,000	-	-	-	Toll Credits	Project in Application # 5415-2016-1
				S	-	-	-	-		
				T	128,000	-	-	-		
207	Replacement of one (1) Damaged Trolley and two(2) Paratransit Minibuses	Toa Baja	2015	F	544,000	-	-	544,000	Toll Credits	Project in Application # 5415-2016-1
				S	-	-	-	-		
				T	544,000	-	-	544,000		
208	Purchase of three (3) Cutaway less than 30 ft. 24 Passenger Buses for the New Routes Candelaria Arena and Pájaros Ward	Toa Baja	2016	F	336,000	-	-	-	Toll Credits	Project in Application # 5415-2016-1
				S	-	-	-	-		
				T	336,000	-	-	-		
209	One support Vehicle for Oversight and Support of the Transit System	Toa Baja	2015	F	24,000	-	-	24,000	Toll Credits	Project in Application # 5415-2016-1
				S	-	-	-	-		
				T	24,000	-	-	24,000		
210	A/E Reconstruction for the Sidewalks and Handicap Ramps for East Route-two (2) Phases.	Toa Baja	2015	F	371,492	-	-	371,492	Toll Credits	Project in Application # 5415-2016-1
				S	-	-	-	-		
				T	371,492	-	-	371,492		
211	Reconstruction for the Sidewalks and Handicap Ramps for East route- Two (2) Phases.	Toa Baja	2015	F	-	750,000	-	750,000	Toll Credits	Original Funding \$831,654 and Additional Funding Request for \$1,259,541 in 2023
				S	-	-	-	-		
				T	-	750,000	-	750,000		
212	Provision for Paratransit Service in Accordance with ADA Regulations.	Toa Baja	2022	F	686,789	-	-	686,789	Toll Credits	Project in Application # 5415-2016-1
				S	-	-	-	-		
				T	686,789	-	-	686,789		
213	Preventive Maintenance Cost for Transit Fleet	Toa Baja	2022	F	182,358	110,464	-	292,822	Toll Credits	
				S	-	-	-	-		
				T	182,358	110,464	-	292,822		

GOVERNMENT OF PUERTO RICO  
 PUERTO RICO DEPARTMENT OF TRANSPORTATION AND PUBLIC WORKS  
 PUERTO RICO HIGHWAY AND TRANSPORTATION AUTHORITY  
 STATEWIDE TRANSPORTATION IMPROVEMENT PROGRAM  
 FISCAL YEARS 2023-2026  
 AMENDMENT #1

SECTION 5307: SAN JUAN URBANIZED AREA (SJUA)

Num.	Description	Grantee	Year	Annual Element				Total Estimated Cost	Source of Local Funds	Remarks
				2023	2024	2025	2026			
214	Preventive Maintenance Municipality of Trujillo Alto	PRHTA	2022	F	116,338	50,000	59,200	225,538	Toll Credits	TRAMS App#5489-2022-12
				S	-	-	-	-		
				T	116,338	50,000	59,200	166,338		
215	Alcohol and Drug Test Municipality of Trujillo Alto	PRHTA	2022	F	960	480	480	1,920	Toll Credits	TRAMS App#5489-2022-12
				S	-	-	-	-		
				T	960	480	480	1,920		
216	Bus Stop Signs Municipality of Trujillo Alto	PRHTA	2022	F	38,384	-	-	38,384	Toll Credits	TRAMS App#5489-2022-12
				S	-	-	-	-		
				T	38,384	-	-	38,384		
217	P.A System Municipality of Trujillo Alto	PRHTA	2022	F	15,640	-	-	15,640	Toll Credits	TRAMS App#5489-2022-12
				S	-	-	-	-		
				T	15,640	-	-	15,640		
218	Automatic Passenger Counters & GPS System Municipality of Trujillo Alto	PRHTA	2022	F	-	150,000	-	150,000	Toll Credits	TRAMS App#5489-2022-12
				S	-	-	-	-		
				T	-	150,000	-	150,000		
219	Real Time Mobile Application Development and Software Development Municipality of Trujillo Alto	PRHTA	2023	F	-	82,400	-	82,400	Toll Credits	
				S	-	-	-	-		
				T	-	82,400	-	82,400		
220	Screens to illustrate routes and Waiting Time Inside the Terminal Municipality of Trujillo Alto	PRHTA	2023	F	-	11,709	-	11,709	Toll Credits	
				S	-	-	-	-		
				T	-	11,709	-	11,709		
221	Tablets (17) for Compliance Required by Drivers and Administrative Staff Municipality of Trujillo Alto	PRHTA	2023	F	-	25,763	-	25,763	Toll Credits	
				S	-	-	-	-		
				T	-	25,763	-	25,763		
222	Vehicle Interior Displays LCD Municipality of Trujillo Alto	PRHTA	2023	F	-	76,000	-	76,576	Toll Credits	
				S	-	-	-	-		
				T	-	76,000	-	76,576		
223	Acquisition of 1 Administrative Vehicle for the Transportation System Municipality of Trujillo Alto	PRHTA	2023	F	40,222	-	-	40,222	Toll Credits	
				S	-	-	-	-		
				T	40,222	-	-	40,222		

GOVERNMENT OF PUERTO RICO  
 PUERTO RICO DEPARTMENT OF TRANSPORTATION AND PUBLIC WORKS  
 PUERTO RICO HIGHWAY AND TRANSPORTATION AUTHORITY  
 STATEWIDE TRANSPORTATION IMPROVEMENT PROGRAM  
 FISCAL YEARS 2023-2026  
 AMENDMENT #1

SECTION 5307: SAN JUAN URBANIZED AREA (SJUA)

Num.	Description	Grantee	Year	Annual Element				Total Estimated Cost	Source of Local Funds	Remarks
				2023	2024	2025	2026			
224	Preventive Maintenance for Transit Buses, Facilities and ADA Complementary Paratransit Activities	Vega Alta	2022	F	100,000	-	-	100,000	Toll Credits	TRAMS App.#5462-2020-1
				S	-	-	-	-		
				T	100,000	-	-	100,000		
225	Operating Assistance ADA PARATRANSIT SERVICE	Vega Alta	2022	F	151,149	55,408	55,000	316,965	Toll Credits	TRAMS App.#5462-2020-1
				S	-	-	-	-		
				T	151,149	55,408	55,000	316,965		
226	Acquisition and Installation of thirty (30) Bus Shelter for Bus Stops and Signage.	Vega Alta	2022	F	340,000	-	-	340,000	Toll Credits	TRAMS App.# 5262-2022-2
				S	-	-	-	-		
				T	340,000	-	-	340,000		
227	Acquisition of ten (10) Vehicles GPS Tracking System and Monthly Fees.	Vega Alta	2022	F	13,150	-	-	13,150	Toll Credits	
				S	-	-	-	-		
				T	13,150	-	-	13,150		
228	Acquisition and installation of Radio Communication Units for ten (10) Vehicles and two (2) Portable Communication Units and License Fees.	Vega Alta	2022	F	12,700	-	-	12,700	Toll Credits	TRAMS App.#5462-2020-1
				S	-	-	-	-		
				T	12,700	-	-	12,700		
229	Acquisition of one (1) pickup and one (1) compact vehicle for administrative purpose.	Vega Alta	2022	F	65,281	-	-	65,281	Toll Credits	TRAMS App.#5462-2020-1
				S	-	-	-	-		
				T	65,281	-	-	65,281		
230	Acquisition of eight (8) passenger counters for vehicles, software, hardware and license fees.	Vega Alta	2022	F	123,120	-	-	123,120	Toll Credits	
				S	-	-	-	-		
				T	123,120	-	-	123,120		
231	Preventive Maintenance for Vehicle Fleet (Fixed Route and Paratransit)	Vega Alta	2023	F			256,905	256,905	Toll Credits	
				S						
				T			256,905	256,905		
232	Construction of (30) Bus Shelters and Signage	Vega Alta	2023	F	386,760			386,760	Toll Credits	
				S						
				T	386,760			386,760		
233	Acquisition and Installation of Standard Guyed Tower of Communication System	Vega Alta	2023	F	13,823			13,823	Toll Credits	
				S						
				T	13,823			13,823		
234	Acquisition and Installation of Photovoltaic System with Battery Backup for the Terminal of Carros Públicos	Vega Alta	2023	F	97,350			97,350	Toll Credits	Carryover FY22
				S						
				T	97,350			97,350		

GOVERNMENT OF PUERTO RICO  
 PUERTO RICO DEPARTMENT OF TRANSPORTATION AND PUBLIC WORKS  
 PUERTO RICO HIGHWAY AND TRANSPORTATION AUTHORITY  
 STATEWIDE TRANSPORTATION IMPROVEMENT PROGRAM  
 FISCAL YEARS 2023-2026  
 AMENDMENT #1

SECTION 5307: SAN JUAN URBANIZED AREA (SJUA)

Num.	Description	Grantee	Year	Annual Element				Total Estimated Cost	Source of Local Funds	Remarks
				2023	2024	2025	2026			
235	Acquisition of (4) 18-20 passengers buses for paratransit service	Vega Baja	2022	F	560,000			560,000	Toll Credits	
				S				-		
				T	560,000	-	-	560,000		
236	Acquisition of two 24 passengers units for fixed route	Vega Baja	2022	F	427,000			427,000	Toll Credits	
				S				-		
				T	427,000	-	-	427,000		
237	Transportation Services Advertising and Marketing	Vega Baja	2022	F	100,000	25,000	25,000	175,000	Toll Credits	
				S				-		
				T	100,000	25,000	25,000	175,000		
238	Operating Assistance of Paratransit System in Compliance with ADA Regulations	Vega Baja	2022	F	235,346	335,346	335,000	1,241,038	Toll Credits	
				S	-	-	-	-		
				T	235,346	335,346	335,000	1,241,038		
239	Preventive Maintenance for Vehicles and Facilities	Vega Baja	2022	F	546,802	545,000	545,000	2,183,604	Toll Credits	
				S	-	-	-	-		
				T	546,802	545,000	545,000	2,183,604		
240	Paint and Improvements for The La Placita Public Transportation Terminal	Vega Baja	2022	F	86,700	-	-	86,700	Toll Credits	
				S	-	-	-	-		
				T	86,700	-	-	86,700		
241	Bus Transit Main Maintenance Garage Expansion	Vega Baja	2022	F	2,839,952	-	-	2,839,952	Toll Credits	
				S	-	-	-	-		
				T	2,839,952	-	-	2,839,952		
242	Bus Stops Signage	Vega Baja	2023	F	257,190			257,190	Toll Credits	
				S						
				T	257,190			257,190		
243	Paratransit Scheduling Technologies	Vega Baja	2023	F	44,568	6,816	6,816	65,016	Toll Credits	
				S				-		
				T	44,568	6,816	6,816	65,016		
244	Bus Stops Canopy For East-West Routes	Vega Baja	2023	F	333,218			333,218	Toll Credits	
				S						
				T	333,218			333,218		
245	Puerto Nuevo Complete Streets Project (Phase 1)	Vega Baja	2023	F	500,000			500,000	Toll Credits	
				S						
				T	500,000			500,000		

GOVERNMENT OF PUERTO RICO  
 PUERTO RICO DEPARTMENT OF TRANSPORTATION AND PUBLIC WORKS  
 PUERTO RICO HIGHWAY AND TRANSPORTATION AUTHORITY  
 STATEWIDE TRANSPORTATION IMPROVEMENT PROGRAM  
 FISCAL YEARS 2023-2026  
 AMENDMENT #1

SECTION 5307: SAN JUAN URBANIZED AREA (SJUA)

Num.	Description	Grantee	Year	Annual Element				Total Estimated Cost	Source of Local Funds	Remarks	
				2023	2024	2025	2026				
246	Acquisition and Installation of Signage and Electronic Programming System along Trolley Route Street & Stops	Yabucoa	2020	F	-	-	900,000	-	900,000	Toll Credits	
				S		-	-	-	-		
				T		-	900,000	-	900,000		
247	Construction of Downtown Center of Transportation Terminal Phase I	Yabucoa	2019	F	2,900,000	-	-	-	2,900,000	Toll Credits	Carryover Funds FY19 TRAMS App #6841-2022-1
				S	-	-	-	-	-		
				T	2,900,000	-	-	-	2,900,000		
248	Acquisition of three (3) 30 feet Low Rider Buses for the replacement of two (2) mini buses and one (1) trolley	Yabucoa	2020	F	1,200,000	-	-	-	1,200,000	Toll Credits	Carryover Funds FY20 TRAMS App #6841-2022-1
				S	-	-	-	-	-		
				T	1,200,000	-	-	-	1,200,000		
249	Construction of Downtown Center of Transportation Terminal- Phase 2	Yabucoa	2023	F			5,000,000		6,189,000	Toll Credits	
				S							
				T			5,000,000		6,189,000		
250	Reconstruction of Sidewalks and Ramps along the Trolley Route	Yabucoa	2024	F		600,000			600,000	Toll Credits	
				S							
				T		600,000			600,000		
251	Acquisition of three (3) Paratransit Vans of ten (10) Passengers for the Paratransit Service of the Municipality of Yabucoa	Yabucoa	2023	F	289,500				289,500	Toll Credits	
				S							
				T	289,500				289,500		
		Total Federal Funds:			142,209,082	37,194,135	36,574,347	37,045,440	268,111,178		
		Total State or Local Funds:			-	-	-	-	-		
		Total:			142,209,082	37,194,135	36,574,347	37,045,440	268,051,978		





*Government of Puerto Rico*

*Puerto Rico Department of Transportation and Public Works*  
*Puerto Rico Highway and Transportation Authority*

*Statewide Transportation Improvement Program*

***FEDERAL TRANSIT ADMINISTRATION (FTA)***

***San Juan Urbanized Area (SJUA)***

***(UA > 1,000,000 in Population)***

***Operating Assistance Special Rule***

***Section 5307***

---

GOVERNMENT OF PUERTO RICO  
PUERTO RICO DEPARTMENT OF TRANSPORTATION AND PUBLIC WORKS  
PUERTO RICO HIGHWAY AND TRANSPORTATION AUTHORITY  
STATEWIDE TRANSPORTATION IMPROVEMENT PROGRAM  
FISCAL YEARS 2023-2026  
AMENDMENT #1

SECTION 5307: FTA OPERATING ASSISTANCE SPECIAL RULE, SAN JUAN URBANIZED AREA

Num.	Description	Grantee	Year Apportioned	Annual Element					Total Estimated Cost	Source of Local Funds	Remarks
					2023	2024	2025	2026			
1	Operating Assistance Special Rule	MBA	2021	F	5,676,089				5,676,089		Carryover funds FY 2021 \$2,883,403 FY2022 is \$2,792,686
				S							
				T	5,676,089				5,676,089		
2	Operating Assistance Special Rule	Bayamón	2020	F	214,392	244,087	324,024		782,473		Carryover Funds FY 2020 \$214,392 in TRAMS App # 2008-2023-1 FY 2021-\$244,087 FY2022-\$324,024
				S			-				
				T	214,392	244,087	324,024		782,473		
3	Operating Assistance Special Rule	Carolina	2019	F	-	447,721	-	-	447,721		FY2019-\$447,721
				S	-		-	-	-		
				T	-	447,721	-	-	447,721		
4	Operating Assistance Special Rule	Cayey	2022	F	110,301	-	-	-	110,301		FY 2020-67,471 FY 2021-42,884
				S	-	-	-	-	-		
				T	110,301	-	-	-	110,301		
5	Operating Assistance Special Rule	Dorado	2022	F	182,738		-	-	182,738		TRAMS App. #1970-2021-2 FY2019 (\$90,381) FY2020 (\$92,357) FY21 (\$)
				S			-	-	-		
				T	182,738		-	-	182,738		
6	Operating Assistance for Fixed Route under Special Rule	Guaynabo	2023	F	282,285	-	-	-	282,285		FY2022 (\$282,285)
				S		-	-	-	-		
				T	282,285	-	-	-	282,285		
7	Operating Assistance Special Rule	Gurabo	2023	F	65,346	86,746	-	-	152,092		FY2021 (\$65,346) FY2022 (\$86,746)
				S		-	-	-	-		
				T	65,346	86,746	-	-	152,092		
8	Operating Assistance Special Rule	Humacao	2023	F	135,556	-	-	-	135,556		FY2021 (\$55,025) FY2022 (\$80,351)
				S		-	-	-	-		
				T	135,556	-	-	-	135,556		
9	Special Rule FY 2021 Operating Assistance	Juncos	2022	F	226,943	83,779	-	-	310,722		Project Application 3050-2021-1-P2 FY2020 (\$54,510) FY2021 (\$74,085) FY2022 (\$98,348) FY2023 (\$83,779)
				S	-	-	-	-	-		
				T	226,943	83,779	-	-	310,722		

GOVERNMENT OF PUERTO RICO  
PUERTO RICO DEPARTMENT OF TRANSPORTATION AND PUBLIC WORKS  
PUERTO RICO HIGHWAY AND TRANSPORTATION AUTHORITY  
STATEWIDE TRANSPORTATION IMPROVEMENT PROGRAM  
FISCAL YEARS 2023-2026  
AMENDMENT #1

SECTION 5307: FTA OPERATING ASSISTANCE SPECIAL RULE, SAN JUAN URBANIZED AREA

Num.	Description	Grantee	Year Apportioned	Annual Element					Total Estimated Cost	Source of Local Funds	Remarks
					2023	2024	2025	2026			
10	Operating Assistance Special Rule	Manatí	2022	F	207,917	115,925	-	-	323,842		Project in Aplication 1906-2019-1 Special Rule FY19 (\$62,819) FY20 (\$57,772), FY21 (\$87,326) & FY22 (\$115,925)
				S	-	-	-	-	-		
				T	207,917	115,925	-	-	323,842		
11	Operating Assistance Special Rule	San Lorenzo	2022	F	404,039	158,193	-	-	562,232		FY19 (\$96,877) FY20 (\$175,245) FY21 (\$131,917) FY23 \$158,193
				S	-	-	-	-	-		
				T	404,039	158,193	-	-	562,232		
12	Operating Assistance Special Rule	San Juan	2023	F	246,011				246,011		FY2023 (\$246,011)
				S							
				T	246,011				246,011		
13	Operating Assistance Special Rule	Toa Baja	2022	F	496,916	154,805	-	-	651,721		FY2019 (\$170,991) FY20 (\$174,731) and FY21 (\$151,194) FY2022 (\$154,805)
				S	-	-	-	-	-		
				T	496,916	154,805	-	-	651,721		
14	Operating Assistance Special Rule	Vega Alta	2018	F	217,495		-	-	217,495		TRAMS App.#5462-2020-1 FY22: \$103,913 FY23: \$113,582
				S	-	-	-	-	-		
				T	217,495		-	-	217,495		
15	Operating Assistance Special Rule	Vega Baja	2022	F	188,389	195,074		-	383,463		Carryover Funds FY19 (\$60,035) FY2020 (\$61,348)) FY2021 (\$67,006), FY2022 (\$97,846) FY2023 (\$97,228)
				S		-	-	-	-		
				T	188,389	195,074	-	-	383,463		
			Total Federal Funds:		8,654,417	1,486,330	324,024	-	10,464,771		
			Total State or Local Funds:		-	-	-	-	-		
			Total:		8,654,417	1,486,330	324,024	-	10,464,771		

---

*Government of Puerto Rico  
Puerto Rico Department of Transportation and Public Works  
Puerto Rico Highways and Transportation Authority*

***Statewide Transportation Improvement Program (STIP)***

***FEDERAL TRANSIT ADMINISTRATION (FTA)***  
***San Juan Urbanized Area (SJUA)***  
***(UA > 1,000,000 in Population)***

GOVERNMENT OF PUERTO RICO  
PUERTO RICO DEPARTMENT OF TRANSPORTATION AND PUBLIC WORKS  
PUERTO RICO HIGHWAY AND TRANSPORTATION AUTHORITY  
TRANSPORTATION IMPROVEMENT PROGRAM  
FISCAL YEARS 2023-2026  
AMENDMENT #1

SECTION 5307: REPROGRAMMING FUNDS SAN JUAN URBANIZED AREA

Num.	Description	Grantee	Year Apportioned	Annual Element					Total Estimated Cost	Source of Local Funds	Remarks
					2023	2024	2025	2026			
1	Employee Education Training for Security and Emergency	Guaynabo	2020	F	-	-	-	-	-	Toll Credit	Project will be using grants FY15 PR-90-X352
				S	-	-	-	-	-		
				T	-	-	-	-	-		
2	Employee Uniforms	Guaynabo	2020	F	-	-	-	-	-	Toll Credit	Project will be using Grants FY15 PR-90-X352
				S	-	-	-	-	-		
				T	-	-	-	-	-		
3	Paint and Body Works Vehicles Fleet	Guaynabo	2020	F	-	-	-	-	-	Toll Credit	Project will be using Grants FY15 PR-90X352
				S	-	-	-	-	-		
				T	-	-	-	-	-		
		Total Federal Funds:			-	-	-	-	-		
		Total State or Local Funds:			-	-	-	-	-		
		Total			-	-	-	-	-		

---

*Government of Puerto Rico*  
*Puerto Rico Department of Transportation and Public Works*  
*Puerto Rico Highways and Transportation Authority*

***Statewide Transportation Improvement Program (STIP)***

***FEDERAL TRANSIT ADMINISTRATION (FTA)***  
***San Juan Urbanized Area (SJUA)***  
***(UA > 1,000,000 in Population)***





GOVERNMENT OF PUERTO RICO  
PUERTO RICO DEPARTMENT OF TRANSPORTATION AND PUBLIC WORKS  
PUERTO RICO HIGHWAY AND TRANSPORTATION AUTHORITY  
STATEWIDE TRANSPORTATION IMPROVEMENT PROGRAM  
FISCAL YEARS 2023-2026  
AMENDMENT #1

SECTION 5310: ELDERLY AND PERSONS WITH DISABILITIES PROGRAM, SAN JUAN URBANIZED AREA

Num.	Description	Grantee	Year Apportioned	Annual Element					Total Estimated Cost	Source of Local Funds	Remark
					2023	2024	2025	2026			
1	Preventive Maintenance for the Municipality of Canóvanas	PRHTA	2022	F	63,000	63,000	63,000	-	189,000	Toll Credits	
				S	-	-	-	-	-		
				T	63,000	63,000	63,000	-	189,000		
2	Operating Assistance for the Municipality of Canóvanas	PRHTA	2022	F	89,771	89,771	89,771	89,771	359,084	Toll Credits	
				S	-	-	-	-	-		
				T	89,771	89,771	89,771	89,771	359,084		
3	Preventive Maintenance Municipality of Canóvanas	PRHTA	2023	F				21,000	21,000	Toll Credits	
				S							
				T				21,000	21,000		
4	Alcohol and Drug Test Municipality of Canóvanas	PRHTA	2023	F	560				560	Toll Credits	
				S							
				T	560				560		
5	Uniforms Municipality of Canóvanas	PRHTA	2023	F	1,400				1,400	Toll Credits	
				S							
				T	1,400				1,400		
6	Vehicles License Tag for Situr Vehicles Municipality of Canóvanas	PRHTA	2023	F	288				288	Toll Credits	
				S							
				T	288				288		
7	Cost required Insurance Coverage for the Transportation System Fleet	PRHTA	2023	F	4,500				4,500	Toll Credits	
				S							
				T	4,500				4,500		
8	Acquisition of Tablets Municipality of Canóvanas	PRHTA	2023	F	9,093				9,093	Toll Credits	
				S							
				T	9,093				9,093		
9	Acquisition of five (5) Vehicles to Replace the 5310 fleet Municipality of Canóvanas	PRHTA	2023	F	625,000				625,000	Toll Credits	
				S							
				T	625,000				625,000		

GOVERNMENT OF PUERTO RICO  
PUERTO RICO DEPARTMENT OF TRANSPORTATION AND PUBLIC WORKS  
PUERTO RICO HIGHWAY AND TRANSPORTATION AUTHORITY  
STATEWIDE TRANSPORTATION IMPROVEMENT PROGRAM  
FISCAL YEARS 2023-2026  
AMENDMENT #1

SECTION 5310: ELDERLY AND PERSONS WITH DISABILITIES PROGRAM, SAN JUAN URBANIZED AREA

Num.	Description	Grantee	Year Apportioned	Annual Element				Total Estimated Cost	Source of Local Funds	Remark
					2023	2024	2025	2026		
10	Operational Assistance Municipality of Cataño	PRHTA	2023	F	130,351				130,351	Toll Credits
				S						
				T	130,351				130,351	
11	Preventive Maintenance Municipality of Cataño	PRHTA	2023	F			26,800		26,800	Toll Credits
				S						
				T			26,800		26,800	
12	GPS Tracking Systems Of Municipality of Cataño	PRHTA	2023	F			5,665		5,665	Toll Credits
				S						
				T			5,665		5,665	
13	Drug and Alcohol Testing Of Municipality of Cataño	PRHTA	2023	F	380				380	Toll Credits
				S						
				T	380				380	
14	Operation Assistance for Municipality of Cidra	PRHTA	2023	F	107,105	107,105	107,105	107,105	428,420	Toll Credits
				S						
				T	107,105	107,105	107,105	107,105	428,420	
15	Preventive Maintenance for Municipality of Cidra	PRHTA	2023	F	12,086	12,086	12,806	12,806	48,344	Toll Credits
				S						
				T	12,086	12,806	12,806	12,806	48,344	
16	Preventive Maintenance Municipality of Corozal	PRHTA	2023	F	44,000				44,000	Toll Credits
				S						
				T	44,000				44,000	
17	Purchase and Installation of three (3) GPS Tracking System for the Municipality of Gurabo	PRHTA	2022	F	447	-	-	-	447	Toll Credits
				S	-	-	-	-	-	
				T	447	-	-	-	447	
18	Purchase and Installation of three (3) Radio Communication System for the Municipality of Gurabo	PRHTA	2022	F	3,312	-	-	-	3,312	Toll Credits
				S	-	-	-	-	-	
				T	3,312	-	-	-	3,312	
19	Operational Assistance Municipality of Gurabo	PRHTA	2023	F	67,897		-	-	67,897	Toll Credits
				S			-	-	-	
				T	67,897		-	-	67,897	
20	Preventive Maintenance Municipality of Gurabo	PRHTA	2023	F	23,100	-	-	-	23,100	Toll Credits
				S			-	-	-	
				T	23,100	-	-	-	23,100	

GOVERNMENT OF PUERTO RICO  
 PUERTO RICO DEPARTMENT OF TRANSPORTATION AND PUBLIC WORKS  
 PUERTO RICO HIGHWAY AND TRANSPORTATION AUTHORITY  
 STATEWIDE TRANSPORTATION IMPROVEMENT PROGRAM  
 FISCAL YEARS 2023-2026  
 AMENDMENT #1

**SECTION 5310: ELDERLY AND PERSONS WITH DISABILITIES PROGRAM, SAN JUAN URBANIZED AREA**

Num.	Description	Grantee	Year Apportioned	Annual Element					Total Estimated Cost	Source of Local Funds	Remark
					2023	2024	2025	2026			
21	Acquisition of Equipment and Software for Vehicles Municipality of Gurabo	PRHTA	2023	F	4,383	-	-	-	4,383	Toll Credits	
				S		-	-	-	-		
				T	4,383	-	-	-	4,383		
22	Preventive Maintenance for the Instituto Psicopedagógico de PR	PRHTA	2022	F	1,500	1,500	1,500	-	4,500	Toll Credits	
				S	-	-	-	-	-		
				T	1,500	1,500	1,500	-	4,500		
23	Operating Assistance for the Instituto Psicopedagógico de PR	PRHTA	2022	F	29,108	29,108	29,108	-	87,324	Toll Credits	
				S	-	-	-	-	-		
				T	29,108	29,108	29,108	-	87,324		
24	Acquisition of eight (2) vehicles for Municipality of Salinas	PRHTA	2022	F	193,000		-	-	193,000	Toll Credits	
				S	-	-	-	-	-		
				T	193,000		-	-	193,000		
25	Preventive Maintenance for (2) Existing Vehicles for Municipality of Salinas	PRHTA	2022	F	15,136	15,400	-	-	30,536	Toll Credits	
				S	-	-	-	-	-		
				T	15,136	15,400	-	-	30,536		
26	Operational Assistance Municipality of Salinas	PRHTA	2022	F	70,026	70,026	-	-	140,052	Toll Credits	
				S	-	-	-	-	-		
				T	70,026	70,026	-	-	140,052		
27	Administrative Equipment Municipality of Salinas	PRHTA	2023	F	1,350		-	-	1,350	Toll Credits	
				S	-	-	-	-	-		
				T	1,350		-	-	1,350		
28	Drug and Alcohol Testing Municipality of Salinas	PRHTA	2023	F	250		-	-	250	Toll Credits	
				S	-	-	-	-	-		
				T	250		-	-	250		
29	Adquisition of GPS, Tracking Systems for (4) Vehicles for the Municipality of Salinas	PRHTA	2023	F	4,457		-	-	4,457	Toll Credits	
				S	-	-	-	-	-		
				T	4,457		-	-	4,457		

GOVERNMENT OF PUERTO RICO  
 PUERTO RICO DEPARTMENT OF TRANSPORTATION AND PUBLIC WORKS  
 PUERTO RICO HIGHWAY AND TRANSPORTATION AUTHORITY  
 STATEWIDE TRANSPORTATION IMPROVEMENT PROGRAM  
 FISCAL YEARS 2023-2026  
 AMENDMENT #1

**SECTION 5310: ELDERLY AND PERSONS WITH DISABILITIES PROGRAM, SAN JUAN URBANIZED AREA**

Num.	Description	Grantee	Year Apportioned	Annual Element					Total Estimated Cost	Source of Local Funds	Remark
					2023	2024	2025	2026			
30	Operating Assistance for the Municipality of San Juan	PRHTA	2022	F	-	31,945	-	-	31,945	Toll Credits	
				S	-	-	-	-	-		
				T	-	31,945	-	-	31,945		
31	Drug and Alcohol Test for the Municipality of San Juan	PRHTA	2022	F	-	3,680	-	-	3,680	Toll Credits	
				S	-	-	-	-	-		
				T	-	3,680	-	-	3,680		
32	Adquisition of Radios and GPS for the Municipality of San Juan	PRHTA	2022	F	-	10,345	-	-	10,345	Toll Credits	
				S	-	-	-	-	-		
				T	-	10,345	-	-	10,345		
33	Preventive Maintenance of Transit Fleet for the Municipality of Manatí	PRHTA	2023	F	14,090		-	-	14,090	Toll Credits	
				S	-	-	-	-	-		
				T	14,090	-	-	-	14,090		
34	Acquisition of one (1) Minibus (16-passengers) for Municipality of Manatí	PRHTA	2023	F	179,977		-	-	179,977	Toll Credits	
				S	-	-	-	-	-		
				T	179,977		-	-	179,977		
35	Acquisition of one (1) Van 10 Passanger for Municipality of Manatí	PRHTA	2023	F	139,977		-	-	139,977	Toll Credits	
				S	-	-	-	-	-		
				T	139,977	-	-	-	139,977		
36	Employee Annual Salary (Driver) for the Municipality of Manatí	PRHTA	2023	F	33,576		-	-	33,576	Toll Credits	
				S	-	-	-	-	-		
				T	33,576	-	-	-	33,576		
37	Acquisition of Two (2) Paratransit Vehicles for the Municipality of Morovis	PRHTA	2023	F	260,000		-	-	260,000	Toll Credits	
				S	-	-	-	-	-		
				T	260,000	-	-	-	260,000		
38	Adquisition of Two 16 Passanger ADA Vehicles for the Municipality of Naguabo	PRHTA	2023	F	260,000		-	-	260,000	Toll Credits	
				S	-	-	-	-	-		
				T	260,000	-	-	-	260,000		
39	Preventive Maintenance of Transit Fleet for the Municipality of Patillas	PRHTA	2023	F	8,400		-	-	8,400	Toll Credits	
				S	-	-	-	-	-		
				T	8,400	-	-	-	8,400		
40	Operating Assistance for the Municipality of Patillas	PRHTA	2023	F	40,989		-	-	40,989	Toll Credits	
				S	-	-	-	-	-		
				T	40,989	-	-	-	40,989		

GOVERNMENT OF PUERTO RICO  
PUERTO RICO DEPARTMENT OF TRANSPORTATION AND PUBLIC WORKS  
PUERTO RICO HIGHWAY AND TRANSPORTATION AUTHORITY  
STATEWIDE TRANSPORTATION IMPROVEMENT PROGRAM  
FISCAL YEARS 2023-2026  
AMENDMENT #1

SECTION 5310: ELDERLY AND PERSONS WITH DISABILITIES PROGRAM, SAN JUAN URBANIZED AREA

Num.	Description	Grantee	Year Apportioned	Annual Element					Total Estimated Cost	Source of Local Funds	Remark
					2023	2024	2025	2026			
41	Drug and Alcohol Test for the Municipality of Patillas	PRHTA	2023	F	200		-	-	200	Toll Credits	
				S	-	-	-	-	-		
				T	200	-	-	-	200		
42	Tablets for Form Requirements for the Municipality of Patillas	PRHTA	2023	F	3,031		-	-	3,031	Toll Credits	
				S	-	-	-	-	-		
				T	3,031	-	-	-	3,031		
43	Preventive Maintenance for the Municipality of Toa Alta	PRHTA	2023	F	7,678		-	-	7,678	Toll Credits	
				S	-	-	-	-	-		
				T	7,678	-	-	-	7,678		
44	Operational Asistance for the Municipality of Toa Alta	PRHTA	2023	F	3,496		-	-	3,496	Toll Credits	
				S	-	-	-	-	-		
				T	3,496	-	-	-	3,496		
45	Preventive Maintenance Municipality of Trujillo Alto	PRHTA	2023	F	8,400				8,400	Toll Credits	
				S							
				T	8,400				8,400		
46	Operational Assistance Municipality of Trujillo Alto	PRHTA	2023	F	102,960				102,960	Toll Credits	
				S							
				T	102,960				102,960		
47	Alcohol and Drug Test Municipality of Trujillo Alto	PRHTA	2023	F	260				260	Toll Credits	
				S							
				T	260				260		
48	Cost of Required Insurance Coverage for the Transportation System Municipality of Trujillo Alto	PRHTA	2023	F	1,800				1,800	Toll Credits	
				S							
				T	1,800				1,800		
49	Uniforms Municipality of Trujillo Alto	PRHTA	2023	F	700				700	Toll Credits	
				S							
				T	700				700		
50	Acquisition of Tablets Municipality of Trujillo Alto	PRHTA	2023	F	4,546				4,546	Toll Credits	
				S							
				T	4,546				4,546		
51	Vehicle License Tag for Vehicles Municipality of Trujillo Alto	PRHTA	2023	F	110				110	Toll Credits	
				S							
				T	110				110		
				F	2,571,690	314,775	215,844	110,771	3,534,395		
				S							
				T	2,571,690	314,775	215,844	110,771	3,534,395		

---

*Government of Puerto Rico*  
*Puerto Rico Department of Transportation and Public Works*  
*Puerto Rico Highways and Transportation Authority*

***Statewide Transportation Improvement Program (STIP)***

***FEDERAL TRANSIT ADMINISTRATION (FTA)***  
***San Juan Urbanized Area (SJUA)***  
***(UA > 1,000,000 in Population)***



GOVERNMENT OF PUERTO RICO  
PUERTO RICO DEPARTMENT OF TRANSPORTATION AND PUBLIC WORKS  
PUERTO RICO HIGHWAY AND TRANSPORTATION AUTHORITY  
STATEWIDE TRANSPORTATION IMPROVEMENT PROGRAM  
FISCAL YEARS 2023-2026  
AMENDMENT #1

SECTION 5329: STATE SAFETY OVERSIGHT PROGRAM, SAN JUAN URBANIZED AREA

Num.	Description	Grantee	Year Apportioned						Total Estimated Cost	Source of Local Funds	Remarks
					2023	2024	2025	2026			
1	State Safety Oversight Program	PREMA	2023	F	598,637				\$598,637		FY22 allocation
				S							
				T	598,637				\$598,637		
		Total Federal Funds:			\$598,637				\$598,637		
		Total State or Local Funds:									
		Total			\$598,637				\$598,637		



---

*Government of Puerto Rico*  
*Puerto Rico Department of Transportation and Public Works*  
*Puerto Rico Highways and Transportation Authority*

***Statewide Transportation Improvement Program (STIP)***

***FEDERAL TRANSIT ADMINISTRATION (FTA)***  
***San Juan Urbanized Area (SJUA)***  
***(UA > 1,000,000 in Population)***

GOVERNMENT OF PUERTO RICO  
PUERTO RICO DEPARTMENT OF TRANSPORTATION AND PUBLIC WORKS  
PUERTO RICO HIGHWAY AND TRANSPORTATION AUTHORITY  
STATEWIDE TRANSPORTATION IMPROVEMENT PROGRAM  
FISCAL YEARS 2023-2026  
AMENDMENT #1

SECTION 5337: HIGH INTENSITY FIXED GUIDEWAY STATE OF GOOD REPAIR, SAN JUAN URBANIZED AREA

Num.	Description	Grantee	Year Apportioned	Annual Element					Total Estimated Cost	Source of Local Funds	Remarks
					2023	2024	2025	2026			
1	Heavy Preventive Maintenance (HPM) for Tren Urbano	PRHTA/ATI-TU	2022	F	8,000,000	8,000,000	8,000,000	8,000,000	32,000,000	Toll Credits	
				S	-	-	-	-	-		
				T	8,000,000	8,000,000	8,000,000	8,000,000	32,000,000		
2	Bridge Inspection for TU	PRHTA/ATI-TU	2022	F	4,469,718	3,140,440	-	-	7,610,158	Toll Credits	
				S	-	-	-	-	-		
				T	4,469,718	3,140,440	-	-	7,610,158		
3	Preventive Maintenance Cost for TU	PRHTA/ATI-TU	2023	F	8,500,000	-	3,100,000	3,100,000	14,700,000	Toll Credits	
				S	-	-	-	-	-		
				T	8,500,000	-	3,100,000	3,100,000	14,700,000		
4	Capital projects for Tren Urbano Communication System (FY23)	PRHTA/ATI-TU	2023	F	8,000,000				8,000,000	Toll Credits	
				S							
				T	8,000,000				8,000,000		
		Total Federal Funds:		28,969,718	11,140,440	11,100,000	11,100,000	62,310,158			
		Total State or Local Funds:		-	-		-	-			
		Total		28,969,718	11,140,440	11,100,000	11,100,000	62,310,158			

---

*Government of Puerto Rico*  
*Puerto Rico Department of Transportation and Public Works*  
*Puerto Rico Highways and Transportation Authority*

***Statewide Transportation Improvement Program (STIP)***

***FEDERAL TRANSIT ADMINISTRATION (FTA)***  
***San Juan Urbanized Area (SJUA)***  
***(UA > 1,000,000 in Population)***

GOVERNMENT OF PUERTO RICO  
PUERTO RICO DEPARTMENT OF TRANSPORTATION AND PUBLIC WORKS  
PUERTO RICO HIGHWAY AND TRANSPORTATION AUTHORITY  
STATEWIDE TRANSPORTATION IMPROVEMENT PROGRAM  
FISCAL YEAR 2023-2026  
AMENDMENT #1

SECTION 5339: BUS AND BUS FACILITIES PROGRAM, SAN JUAN URBANIZED AREA

Num.	Description	Grantee	Year Apportioned						Total Estimated Cost	Source of Local Funds	Remarks
					2023	2024	2025	2026			
1	Replacement of Thirty-Six (36) Trolley Bus Stops, Phase 1	Bayamón	2018	F	176,000	-	-	-	176,000	Toll Credit	Carryover Funds FY18 TRAMS App# 2008-2022-2
				S	-	-	-	-	-		
				T	176,000	-	-	-	176,000		
2	Replacement of 2 Trolley Vehicles	Bayamón	2022	F	425,000	-	-	-	425,000	Toll Credit	
				S	-	-	-	-	-		
				T	425,000	-	-	-	425,000		
3	Replacement of two (2) trolley vehicles	Bayamón	2023	F	515,000				515,000	Toll Credits	
				S							
				T	515,000				515,000		
4	Renovation and Development of the Francisco Pereira Transportation Terminal	Caguas	2015	F	4,768,478	-	-	-	4,768,478	Toll Credits	PR-2017-015-01
				S	-	-	-	-	-		
				T	4,768,478	-	-	-	4,768,478		
5	Purchases of Equipment and Tools for the Municipality Garage	Carolina	2020	F	62,000	-	-	-	62,000	Toll Credits	Carryover Funds FY20 TRAMS #2038-2020-3 \$62,000 (P4)
				S	-	-	-	-	-		
				T	62,000	-	-	-	62,000		
6	Purchases of Electronic Equipment and Accessories for Transportation Services Offices	Carolina	2020	F	2,500	-	-	-	2,500	Toll Credits	Carryover Funds FY20 TRAMS #2038-2020-3 \$2,500 (P4)
				S	-	-	-	-	-		
				T	2,500	-	-	-	2,500		
8	Acquisition of Four (4) New Transit Buses for Two (2) Routes Expansion: Terminal Iturregui–Plaza Escorial & Terminal Iturregui–Vistamar Marina.	Carolina	2022	F		-	1,887,905	-	1,887,905	Toll Credits	Subject to Transportation Study-
				S	-	-	-	-	-		
				T		-	1,887,905	-	1,887,905		

GOVERNMENT OF PUERTO RICO  
PUERTO RICO DEPARTMENT OF TRANSPORTATION AND PUBLIC WORKS  
PUERTO RICO HIGHWAY AND TRANSPORTATION AUTHORITY  
STATEWIDE TRANSPORTATION IMPROVEMENT PROGRAM  
FISCAL YEAR 2023-2026  
AMENDMENT #1

SECTION 5339: BUS AND BUS FACILITIES PROGRAM, SAN JUAN URBANIZED AREA

Num.	Description	Grantee	Year Apportioned						Total Estimated Cost	Source of Local Funds	Remarks
					2023	2024	2025	2026			
9	Acquisition and Installation of Bus Stop Signage for Two (2) Routes Expansion: Terminal Iturregui–Plaza Escorial & Terminal Iturregui–Vistamar Marina	Carolina	2022	F		29,600	-	-	29,600	Toll Credits	Subject to Transportation Study-
				S		-	-	-	-		
				T		29,600	-	-	29,600		
10	Acquisition of two (2) 30 feet Low Rider Buses of 31 passengers for the replacement of two (2) 30 feet Trolleys	Cayey	2020	F		1,000,000	-	-	1,000,000	Toll Credits	
				S		-	-	-	-		
				T		1,000,000	-	-	1,000,000		
11	Design for the Renovation of Public Terminal Mercedes Ortíz	Cayey	2021	F			472,500	-	472,500	Toll Credits	App # 5584-2022-1
				S		-	-	-	-		
				T		-	472,500	-	472,500		
13	Acquisition of Equipment for the Maintenance of Transit Fleet	Ciales	2017	F	10,000	-	-	-	10,000	Toll Credit	Carryover Funds FY17
				S	-	-	-	-	-		
				T	10,000	-	-	-	10,000		
14	Purchase of Communication Equipment - One Mobile Radio	Ciales	2017	F	17,500	-	-	-	17,500	Toll Credit	Carryover Funds FY17
				S	-	-	-	-	-		
				T	17,500	-	-	-	17,500		
15	Additional Funds for Security Camaras - Ing. Angel Cabiya Terminal	Ciales	2022	F	4,947	-	-	-	4,947	Toll Credit	Budget Revision Increase Grant PR-2020-036-
				S	-	-	-	-	-		
				T	4,947	-	-	-	4,947		

GOVERNMENT OF PUERTO RICO  
PUERTO RICO DEPARTMENT OF TRANSPORTATION AND PUBLIC WORKS  
PUERTO RICO HIGHWAY AND TRANSPORTATION AUTHORITY  
STATEWIDE TRANSPORTATION IMPROVEMENT PROGRAM  
FISCAL YEAR 2023-2026  
AMENDMENT #1

SECTION 5339: BUS AND BUS FACILITIES PROGRAM, SAN JUAN URBANIZED AREA

Num.	Description	Grantee	Year Apportioned						Total Estimated Cost	Source of Local Funds	Remarks
					2023	2024	2025	2026			
16	Acquisition of one (1) Passenger Trolleys with Handicap Ramp for Replacement	Cidra	2018	F	270,320	-	-	-	270,320	Toll Credit	Carryover Funds FY18 TRAMS # 5654-2019-1
				S	-	-	-	-	-		
				T	270,320	-	-	-	270,320		
17	Installation for 25 Cameras Surveillance System for Transit Vehicle	Guaynabo	2020	F	100,000	-	-	-	100,000	Toll Credits	TRAMS Application # 1905-2020-1
				S	-	-	-	-	-		
				T	100,000	-	-	-	100,000		
18	Replacement of 3 vehicles 35ft / 36 Passengers	Guaynabo	2022	F	1,260,000	-	-	-	1,260,000	Toll Credit	
				S	-	-	-	-	-		
				T	1,260,000	-	-	-	1,260,000		
	Acquisition of seven (7) Fixed Route Vehicles	Humacao	2023	F	520,180	-	-	-	520,180	Toll Credit	
				S	-	-	-	-	-		
				T	520,180	-	-	-	520,180		
19	Installation of camera surveillance system for the Public Transportation Terminal	Juncos	2019	F	6,000	-	-	-	6,000	Toll Credit	Carryover fund FY 2019
				S	-	-	-	-	-		
				T	6,000	-	-	-	6,000		
20	Construction of seven (7) bus shelters along main transit route	Juncos	2019	F	38,000	-	-	-	38,000	Toll Credit	Carryover fund FY 2019
				S	-	-	-	-	-		
				T	38,000	-	-	-	38,000		
21	Maintanance Facilities Building	MBA	2023	F	500,000	-	-	-	500,000	Toll Credits	
				S	-	-	-	-	-		
				T	500,000	-	-	-	500,000		
22	Bus stops nighteen (19) for Universidad Sagrado Corazón	PRHTA	2020	F		76,987	-	-	76,987	Toll Credits	
				S		-	-	-	-		
				T		76,987	-	-	76,987		

GOVERNMENT OF PUERTO RICO  
PUERTO RICO DEPARTMENT OF TRANSPORTATION AND PUBLIC WORKS  
PUERTO RICO HIGHWAY AND TRANSPORTATION AUTHORITY  
STATEWIDE TRANSPORTATION IMPROVEMENT PROGRAM  
FISCAL YEAR 2023-2026  
AMENDMENT #1

SECTION 5339: BUS AND BUS FACILITIES PROGRAM, SAN JUAN URBANIZED AREA

Num.	Description	Grantee	Year Apportioned						Total Estimated Cost	Source of Local Funds	Remarks
					2023	2024	2025	2026			
23	Purchase and Installation of Automatic Passenger Counters (APC)	Toa Baja	2020	F	50,455	-	-	-	50,455	Toll Credits	Carryover Fund FY 2020
				S	-	-	-	-	-		
				T	50,455	-	-	-	50,455		
24	Purchase and Installation of twenty (20) GPS Tracking System	Toa Baja	2020	F	13,977	-	-	-	13,977	Toll Credits	Carryover Fund FY 2020
				S	-	-	-	-	-		
				T	13,977	-	-	-	13,977		
25	Radio Communication System and monthly fees	Toa Baja	2020	F	11,229	-	-	-	11,229	Toll Credits	Carryover Fund FY 2020
				S	-	-	-	-	-		
				T	11,229	-	-	-	11,229		
26	Purchase and Installation Bus Stop	Toa Baja	2020	F	13,750	-	-	-	13,750	Toll Credits	Carryover Fund FY 2020
				S	-	-	-	-	-		
				T	13,750	-	-	-	13,750		
27	Additional Funds for Improvements of Terminal Héctor Joy Sandin Phase II	Vega Baja	2022	F	710,961	-	-	-	710,961	Toll Credits	
				S		-	-	-	-		
				T	710,961	-	-	-	710,961		
28	Appraisal of Facilities	Vega Baja	2022	F	45,420	-	-	-	45,420	Toll Credits	
				S	-	-	-	-	-		
				T	45,420	-	-	-	45,420		
29	Repair and Upgrade of the Hector Joy Sandin Transportation	Vega Baja	2021	F	531,686	-	-	-	531,686	Toll Credits	
				S	-	-	-	-	-		
				T	531,686	-	-	-	531,686		
30	Bus Fleet Video Surveillance	Vega Baja	2023	F	68,714				68,714	Toll Credits	
				S							
				T	68,714				68,714		
31	Bus Fleet Exterior Wash and Cleaning Services	Vega Baja	2023	F	19,080	19,080	19,080	19,080	76,320	Toll Credits	
				S							
				T	19,080	19,080	19,080	19,080	76,320		
		Total Federal Funds:		F	10,141,197	1,125,667	2,379,485	19,080	13,665,429		
		Total State or Local Funds:		S							
		Total		T	10,141,197	1,125,667	2,379,485	19,080	13,665,429		



---

*Government of Puerto Rico*  
*Puerto Rico Department of Transportation and Public Works*  
*Puerto Rico Highways and Transportation Authority*

***Statewide Transportation Improvement Program (STIP)***

***FEDERAL TRANSIT ADMINISTRATION (FTA)***

***San Juan Urbanized Area (SJUA)***

***(UA > 1,000,000 in Population)***

***Discretionary Funding***

GOVERNMENT OF PUERTO RICO  
PUERTO RICO DEPARTMENT OF TRANSPORTATION AND PUBLIC WORKS  
PUERTO RICO HIGHWAY AND TRANSPORTATION AUTHORITY  
STATEWIDE TRANSPORTATION IMPROVEMENT PROGRAM  
FISCAL YEARS 2023-2026  
AMENDMENT #1

Discretionary Funding

Num.	Description	Grantee	Year	Annual Element					Total Estimated Cost	Source of Local Funds	Remarks
					2023	2024	2025	2026			
1	Reconnecting Santurce: Planning and Preliminary Design	PRHTA/DTPW	2023	F	1,600,000				1,600,000	Toll Credit	
				S					-		
				T	1,600,000				1,600,000		
2	Purchase of new (8) buses to replace old buses	Carolina	2020	F	2,428,880	-	-	-	2,428,880	Toll Credit	Lapsing Funds-Application 2038-2022-3
				S	-	-	-	-	-		
				T	2,428,880	-	-	-	2,428,880		
		Total Federal Funds:			4,028,880	-	-	-	4,028,880		
		Total State or Local Funds:			-	-	-	-	-		
		Total			4,028,880	-	-	-	4,028,880		

---

*Government of Puerto Rico  
Puerto Rico Department of Transportation and Public Works  
Puerto Rico Highways and Transportation Authority*

***Statewide Transportation Improvement Program (STIP)***

***FEDERAL TRANSIT ADMINISTRATION (FTA)***

***San Juan Urbanized Area (SJUA)  
(UA > 1,000,000 in Population)***

***Emergency Relief Program  
Section 5324***



GOVERNMENT OF PUERTO RICO  
PUERTO RICO DEPARTMENT OF TRANSPORTATION AND PUBLIC WORKS  
PUERTO RICO HIGHWAY AND TRANSPORTATION AUTHORITY  
STATEWIDE TRANSPORTATION IMPROVEMENT PROGRAM  
FISCAL YEARS 2023-2026  
AMENDMENT #1

SECTION 5324: Emergency Relief Program/Resiliency Project

Num.	Description	Grantee	Year Apportioned						Total Estimated Cost	Source of Local Funds	Remarks
					2023	2024	2025	2026			
1	New Transit Building	PRHTA	2022	F	15,000,000				15,000,000		Regular ER Funding
				S					-		
				T	15,000,000				15,000,000		
2	Back Up Generators Tren Urbano	PRHTA	2022	F	25,721,000				25,721,000		ER Resiliency Funding
				S					-		
				T	25,721,000				25,721,000		
		Total Federal Funds:			\$ 40,721,000.00				\$ 40,721,000		
		Total State or Local Funds:							\$ -		
		Total			\$ 40,721,000.00				\$ 40,721,000		

---

*Government of Puerto Rico  
Puerto Rico Department of Transportation and Public Works  
Puerto Rico Highways and Transportation Authority*

***Statewide Transportation Improvement Program (STIP)  
Fiscal Years 2023-2026***

***FEDERAL TRANSIT ADMINISTRATION (FTA)***

***San Juan Urbanized Area (SJUA)***

***COVID-19 Funding***

GOVERNMENT OF PUERTO RICO  
PUERTO RICO DEPARTMENT OF TRANSPORTATION AND PUBLIC WORKS  
PUERTO RICO HIGHWAY AND TRANSPORTATION AUTHORITY  
STATEWIDE TRANSPORTATION IMPROVEMENT PROGRAM  
FISCAL YEARS 2023 - 2026  
AMENDEMENT #1

SECTION 5307: COVID Funds - SAN JUAN URBANIZED AREA

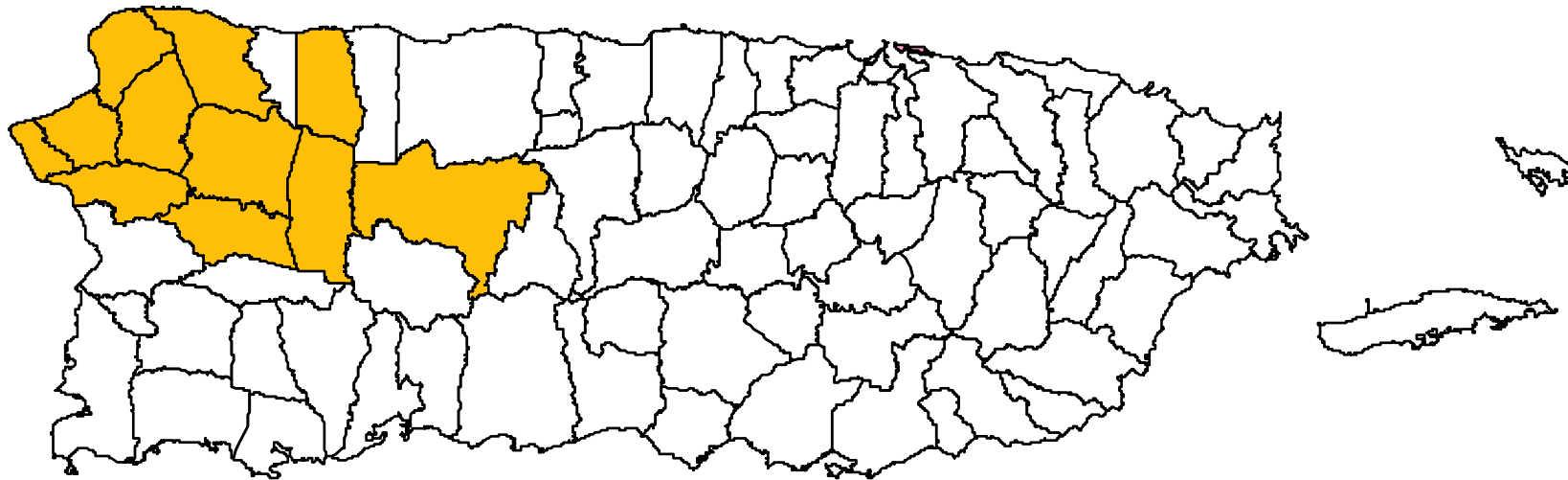
Num.	Description	Grantee	Year Apportioned	Annual Element					Total Estimated Cost	Source of Local Funds	Remarks
					2023	2024	2025	2026			
1	State of Good Repair for Intermodel Services	PRHTA/ATI-TU	2023	F	6,000,000				6,000,000		
				S							
				T	6,000,000				6,000,000		
2	Acquisition and Installation of 73 Trolley Stops and Signs for Terminal and Stops along the Trolley Routes	Cayey	2022	F	934,400	-	-	-	934,400		
				S	-	-	-	-	-		
				T	934,400	-	-	-	934,400		
3	Replacement of three (3) paratransit vans	Cidra	2023	F	270,000				270,000		
				S							
				T	270,000				270,000		
4	Acquisition of Vehicles six (6) for Route Extensions Fixed Route	Manatí	2022	F	600,000	-	-	-	600,000		
				S	-	-	-	-	-		
				T	600,000	-	-	-	600,000		
5	Acquisition of Vehicles for Route Extensions - 4 units - Paratransit	Manatí	2022	F	365,000	-	-	-	365,000		
				S	-	-	-	-	-		
				T	365,000	-	-	-	365,000		
6	Acquisiton of seventy-five (75) Bus Stops including ramps, bust stops, singage(Route Extensions)	Manatí	2022	F	487,500	-	-	-	487,500		
				S	-	-	-	-	-		
				T	487,500	-	-	-	487,500		
7	A&E for Condado Sidewalks	San Juan	2022	F	251,000				251,000		
				S					-		
				T	251,000	-	-	-	251,000		
8	Rehab Sidewalks Along Transit Stops in Condado	San Juan	2022	F	10,870,306				10,870,306		
				S					-		
				T	10,870,306	-	-	-	10,870,306		

GOVERNMENT OF PUERTO RICO  
PUERTO RICO DEPARTMENT OF TRANSPORTATION AND PUBLIC WORKS  
PUERTO RICO HIGHWAY AND TRANSPORTATION AUTHORITY  
STATEWIDE TRANSPORTATION IMPROVEMENT PROGRAM  
FISCAL YEARS 2023 - 2026  
AMENDEMENT #1

SECTION 5307: COVID Funds - SAN JUAN URBANIZED AREA

Num.	Description	Grantee	Year Apportioned	Annual Element					Total Estimated Cost	Source of Local Funds	Remarks
					2023	2024	2025	2026			
9	Project Management and Supervision for Condado Sidewalks	San Juan	2022	F	451,200				451,200		
				S					-		
				T	451,200	-	-	-	451,200		
10	Rehab Sidewalks Along Bus Stops	San Juan	2022	F	2,153,002				2,153,002		
				S					-		
				T	2,153,002	-	-	-	2,153,002		
11	Rehabilitation of FTA facilities	San Juan	2022	F	816,400				816,400		
				S					-		
				T	816,400	-	-	-	816,400		
12	Project Management for FTA Facilities Rehabilitation	San Juan	2022	F	83,600				83,600		
				S					-		
				T	83,600	-	-	-	83,600		
13	Acquisition of two (2) 24 passengers buses and associated cost for two new fix route service	Vega Baja	2022	F	594,780	-	-	-	594,780		TRAMS App # 5414-2021-4
				S	-	-	-	-	-		
				T	594,780	-	-	-	594,780		
14	Acquisition and Installation of 43 Trolley Stops and Signs for Terminal and Stops along the Trolley Routes	Yabucoa	2022	F	550,400	-	-	-	550,400		
				S	-	-	-	-	-		
				T	550,400	-	-	-	550,400		
15	Acquisition of Service Vehicle	Yabucoa	2022	F	27,298	-	-	-	27,298		
				S	-	-	-	-	-		
				T	27,298	-	-	-	27,298		
16	Acquisition and Installation of a Surveillance Camera System for the Transportation System	Yabucoa	2023	F	461,000	-	-	-	461,000		
				S	-	-	-	-	-		
				T	461,000	-	-	-	461,000		
		Total Federal Funds:			24,915,886	-	-	-	24,915,886		
		Total State or Local Funds:			-	-	-	-	-		
		Total			24,915,886	-	-	-	24,915,886		

# ***Aguadilla Urbanized Area***



 *Aguadilla Urbanized Area (AUA) (UA > 200,000 in Population)*

---



---

*Government of Puerto Rico*  
*Puerto Rico Department of Transportation and Public Works*  
*Puerto Rico Highways and Transportation Authority*

***Statewide Transportation Improvement Program (STIP)***

***FEDERAL TRANSIT ADMINISTRATION (FTA)***

***Aguadilla Urbanized Area (AUA)***

***(UA > 200,000 in Population)***



GOVERNMENT OF PUERTO RICO  
PUERTO RICO DEPARTMENT OF TRANSPORTATION AND PUBLIC WORKS  
PUERTO RICO HIGHWAY AND TRANSPORTATION AUTHORITY  
STATEWIDE TRANSPORTATION IMPROVEMENT PROGRAM  
FISCAL YEARS 2023-2026  
AMENDMENT #1

SECTION 5307: AGUADILLA URBANIZED AREA (AUA)

Num.	Description	Grantee	Year Entered	Annual Element					Total Est. Cost	Source of Local Funds	Remarks
					2023	2024	2025	2026			
1	Provision of Paratransit Services in Accordance with ADA Regulations	Aguada	2015	F	402,020	-	-	-	402,020	Toll Credits	Carryover Funds \$65,348 FY 2015 & \$66,001 FY 2016, FY2017 \$67,328, FY18 \$68,001 and FY 19 \$66,661
				S	-	-	-	-	-		
				T	402,020	-	-	-	402,020		
2	Preventive Maintenance Cost for Public Transportation Terminal	Aguada	2015	F	60,321	6,919	6,919	6,919	81,078	Toll Credits	Carryover Funds \$11,833 FY 2016, FY17 \$12,071, FY18 \$12,192, FY19 \$11,951-
				S	-	-	-	-	-		
				T	60,321	6,919	6,919	6,919	81,078		
3	Drugs and Alcohol Test for the Municipality of Aguada	Aguada	2023	F	150	150	150	150	600	Toll Credits	Carryover Funds \$11,833 FY 2016, FY17 \$12,071, FY18 \$12,192, FY19 \$11,951-
				S	-	-	-	-	-		
				T	150	150	150	150	600		
4	Preventive Maintenance for the Municipality of Aguada	Aguada	2023	F	2,932	4,410	2,932	-	10,274	Toll Credits	Pending FTA and Mayor Review
				S	-	-	-	-	-		
				T	2,932	4,410	2,932	-	10,274		
5	Drugs and Alcohol Test for the Municipality of Añasco	Añasco	2023	F	440	440	440	-	1,320	Toll Credits	Pending FTA and Mayor Review
				S	-	-	-	-	-		
				T	440	440	440	-	1,320		
6	Project Administration for the Municipality of Añasco	Añasco	2023	F	1,196	1,196	1,196	-	3,588	Toll Credits	Pending FTA and Mayor Review
				S	-	-	-	-	-		
				T	1,196	1,196	1,196	-	3,588		
7	Operating Assistance ADA Paratransit for the Municipality of Añasco	Añasco	2023	F	44,896	54,747	54,747	-	154,390	Toll Credits	Pending FTA and Mayor Review
				S	-	-	-	-	-		
				T	44,896	54,747	54,747	-	154,390		

GOVERNMENT OF PUERTO RICO  
 PUERTO RICO DEPARTMENT OF TRANSPORTATION AND PUBLIC WORKS  
 PUERTO RICO HIGHWAY AND TRANSPORTATION AUTHORITY  
 STATEWIDE TRANSPORTATION IMPROVEMENT PROGRAM  
 FISCAL YEARS 2023-2026  
 AMENDMENT #1

**SECTION 5307: AGUADILLA URBANIZED AREA (AUA)**

Num.	Description	Grantee	Year Entered	Annual Element					Total Est. Cost	Source of Local Funds	Remarks
					2023	2024	2025	2026			
8	Bicycle Facilities and Access	Añasco	2018	F	-	-	-	626,765	626,765	Toll Credits	Pending FTA and Mayor Review
				S	-	-	-	-	-		
				T	-	-	-	626,765	626,765		
9	Preventive Maintenance for annual element for five (5) buses.	Añasco	2018	F	24,996	21,850	13,350	21,850	82,046	Toll Credits	
				S	-	-	-	-	-		
				T	24,996	21,850	13,350	21,850	82,046		
10	Preventive Maintenance of Trolleys and Paratransit Vehicles for the Municipality of Camuy	Camuy	2013	F	39,212	39,212	39,212	-	117,636	Toll Credits	Carryover Funds FY18, FY19 & FY20
				S	-	-	-	-	-		
				T	39,212	39,212	39,212	-	117,636		
11	Operational Assistance of Trolleys and Paratransit Vehicles for the Municipality of Camuy	Camuy	2017	F	296,112	248,112	248,112	-	792,336	Toll Credits	Carryover Funds FY18, FY19 & FY20. Carryover FY22 (\$48,000)
				S	-	-	-	-	-		
				T	296,112	248,112	248,112	-	792,336		
12	Acquisition of four (4) Vans ADA compliance for the Municipality of Camuy	Camuy	2021	F	323,792	-	-	-	323,792	Toll Credits	Application 5487-2021-1
				S	-	-	-	-	-		
				T	323,792	-	-	-	323,792		
13	Acquisition and Installation of thirty (30) bus shelters for the Municipality of Camuy	Camuy	2022	F	450,000	-	-	-	450,000	Toll Credits	Application 5487-2022-1
				S	-	-	-	-	-		
				T	450,000	-	-	-	450,000		
14	Construction of Initial Station for the Public Transportation System in Los Patriotas Ave	Lares	2015	F	126,000	-	-	-	126,000	Toll Credits	Carryover Funds FY 2015
				S	-	-	-	-	-		
				T	126,000	-	-	-	126,000		

GOVERNMENT OF PUERTO RICO  
 PUERTO RICO DEPARTMENT OF TRANSPORTATION AND PUBLIC WORKS  
 PUERTO RICO HIGHWAY AND TRANSPORTATION AUTHORITY  
 STATEWIDE TRANSPORTATION IMPROVEMENT PROGRAM  
 FISCAL YEARS 2023-2026  
 AMENDMENT #1

SECTION 5307: AGUADILLA URBANIZED AREA (AUA)

Num.	Description	Grantee	Year Entered	Annual Element					Total Est. Cost	Source of Local Funds	Remarks
					2023	2024	2025	2026			
15	Construction of Bus Shelters Along Trolley Route	Rincón	2015	F	32,000	-	-	-	32,000	Toll Credits	Carryover Funds FY 2015
				S	-	-	-	-	-		
				T	32,000	-	-	-	32,000		
16	Construction of Public Transportation Terminal Municipality of San Sebastián	PRHTA	2020	F	4,300,000	-	-	-	4,300,000	Toll Credits	Carryover Funds FY20
				S	-	-	-	-	-		
				T	4,300,000	-	-	-	4,300,000		
17	Sidewalks Reconstruction, Sheds and Urban Furniture Municipality of San Sebastián	PRHTA	2020	F	211,506	-	-	-	211,506	Toll Credits	
				S	-	-	-	-	-		
				T	211,506	-	-	-	211,506		
18	Overhaul of Transit Bus of Municipality of San Sebastian	PRHTA	2023	F	19,000				19,000	Toll Credits	
				S							
				T	19,000				19,000		
19	Additional Funds - Bicycle and Pedestrian Route - Municipality of Rincon	PRHTA	2023	F	2,100,000	-	-	-	2,100,000	Toll Credits	Original Project Obligated with FHWA Funds - AC-500023
				S	-	-	-	-	-		
				T	2,100,000	-	-	-	2,100,000		
20	Acquisition of reverse cameras for fixed route service vehicles for the Municipality of Camuy	Camuy	2023	F	27,933	-	-	-	27,933	Toll Credits	
				S	-	-	-	-	-		
				T	27,933	-	-	-	27,933		
21	Acquisition of electronic equipment for fixed route service for the Municipality of Camuy	Camuy	2023	F	12,243	-	-	-	12,243	Toll Credits	
				S	-	-	-	-	-		
				T	12,243	-	-	-	12,243		

GOVERNMENT OF PUERTO RICO  
PUERTO RICO DEPARTMENT OF TRANSPORTATION AND PUBLIC WORKS  
PUERTO RICO HIGHWAY AND TRANSPORTATION AUTHORITY  
STATEWIDE TRANSPORTATION IMPROVEMENT PROGRAM  
FISCAL YEARS 2023-2026  
AMENDMENT #1

SECTION 5307: AGUADILLA URBANIZED AREA (AUA)

Num.	Description	Grantee	Year Entered	Annual Element					Total Est. Cost	Source of Local Funds	Remarks
					2023	2024	2025	2026			
22	Acquisition of one (1) administrative vehicle and one (1) tow truck for support fixed route service for the Municipality of Camuy	Camuy	2023	F	286,545	-	-	-	286,545	Toll Credits	
				S	-	-	-	-	-		
				T	286,545	-	-	-	286,545		
23	Software development and real time mobile APP for fixed route service for the Municipality of Camuy	Camuy	2023	F	81,400	-	-	-	81,400	Toll Credits	
				S	-	-	-	-	-		
				T	81,400	-	-	-	81,400		
24	Acquisition and Installation of PA sysytems for fixed route service vehicles for the Municipality of Camuy	Camuy	2023	F	12,565	-	-	-	12,565	Toll Credits	
				S	-	-	-	-	-		
				T	12,565	-	-	-	12,565		
25	Acquisition of automatic passenger counting system and software license and GPS tracking system and fees for the Municipality of Camuy	Camuy	2023	F	128,317	-	-	-	128,317	Toll Credits	
				S	-	-	-	-	-		
				T	128,317	-	-	-	128,317		
26	Removal of sixteen (16) bus shelters for the Municipality of Camuy	Camuy	2023	F	64,363	-	-	-	64,363	Toll Credits	
				S	-	-	-	-	-		
				T	64,363	-	-	-	64,363		
27	Additional funds for Facility Maintenance for the Trolley Station and the Public Terminal Station for the Municipality of Camuy	Camuy	2023	F	854,693	-	-	-	854,693	Toll Credits	
				S	-	-	-	-	-		
				T	854,693	-	-	-	854,693		
28	Study for the planning and design of a regional transit system for the Aguadilla UZA	PRHTA/DTPW	2023	F	700,000				700,000	Toll Credits	Toll Credits
				S							
				T	700,000				700,000		
		Total Federal Funds:			10,602,632	377,036	367,058	655,684	12,002,410		
		Total State or Local Funds:			-	-	-		-		
		Total			10,602,632	377,036	367,058	655,684	12,002,410		

---

*Government of Puerto Rico*  
*Puerto Rico Department of Transportation and Public Works*  
*Puerto Rico Highways and Transportation Authority*

***Statewide Transportation Improvement Program (STIP)***

***FEDERAL TRANSIT ADMINISTRATION (FTA)***  
***Aguadilla Urbanized Area (AUA)***  
***(UA > 200,000 in Population)***

***Operating Assistance Special Rule***  
***Section 5307***



GOVERNMENT OF PUERTO RICO  
PUERTO RICO DEPARTMENT OF TRANSPORTATION AND PUBLIC WORKS  
PUERTO RICO HIGHWAY AND TRANSPORTATION AUTHORITY  
STATEWIDE TRANSPORTATION IMPROVEMENT PROGRAM  
FISCAL YEARS 2023-2026  
AMENDMENT #1

SECTION 5307: FTA OPERATING ASSISTANCE SPECIAL RULE, AGUADILLA URBANIZED AREA (AUA)

Num.	Description	Grantee	Year Entered	Annual Element				Total Estimated Cost	Source of Local Funds	Remarks
					2023	2024	2025	2026		
1	Operating Assistance Special Rule for the Municipality of Aguada	2021			68,568					
					68,568					
					68,568	-	-			
					-	-	-			
					68,568	-	-			

---

*Government of Puerto Rico*  
*Puerto Rico Department of Transportation and Public Works*  
*Puerto Rico Highways and Transportation Authority*

***Statewide Transportation Improvement Program (STIP)***

***FEDERAL TRANSIT ADMINISTRATION (FTA)***  
***Aguadilla Urbanized Area (AUA)***  
***(UA > 200,000 in Population)***





GOVERNMENT OF PUERTO RICO  
PUERTO RICO DEPARTMENT OF TRANSPORTATION AND PUBLIC WORKS  
PUERTO RICO HIGHWAY AND TRANSPORTATION AUTHORITY  
STATEWIDE TRANSPORTATION IMPROVEMENT PROGRAM  
FISCAL YEARS 2023 - 2026  
AMENDMENT #1

SECTION 5310: ELDERLY AND PERSONS WITH DISABILITIES PROGRAM, AGUADILLA URBANIZED AREA (AUA)

Num.	Description	Grantee	Year Entered	Annual Element					Total Est. Cost	Source of Local Funds	Remarks
					2023	2024	2025	2026			
1	Acquisitions of Computer Centro AYANI for the Municipality of Moca	PRHTA	2022	F	1,012	-	-		1,012	Toll Credits	5489-2022-3
				S	-	-	-		-		
				T	1,012	-	-		1,012		
2	Operating Assistance Centro AYANI for the Municipality of Moca	PRHTA	2022	F	28,806				28,806	Toll Credits	5489-2022-3
				S	-				-		
				T	28,806				28,806		
3	Preventive Maintenance Centro AYANI for the Municipality of Moca	PRHTA	2022	F	1,037				1,037	Toll Credits	5489-2022-3
				S	-				-		
				T	1,037				1,037		
4	Project Administration Centro AYANI for the Municipality of Moca	PRHTA	2022	F	696	-	-		696	Toll Credits	5489-2022-3
				S	-	-	-		-		
				T	696	-	-		696		
5	Operation Assistance for the Municipality of Aguada	PRHTA	2023	F	62,181	62,181	62,181		186,543	Toll Credits	5489-2022-3
				S	-	-	-		-		
				T	62,181	62,181	62,181		186,543		
6	Preventive Maintenance for the Municipality of Aguada	PRHTA	2022	F	2,932	4,410	2,932		10,274	Toll Credits	5489-2022-3
				S	-	-	-		-		
				T	2,932	4,410	2,932		10,274		
7	Drugs and alcohol Test for the Municipality of Aguada	PRHTA	2022	F	150	150	150		450	Toll Credits	5489-2022-3
				S	-	-	-		-		
				T	150	150	150		450		

GOVERNMENT OF PUERTO RICO  
PUERTO RICO DEPARTMENT OF TRANSPORTATION AND PUBLIC WORKS  
PUERTO RICO HIGHWAY AND TRANSPORTATION AUTHORITY  
STATEWIDE TRANSPORTATION IMPROVEMENT PROGRAM  
FISCAL YEARS 2023 - 2026  
AMENDMENT #1

SECTION 5310: ELDERLY AND PERSONS WITH DISABILITIES PROGRAM, AGUADILLA URBANIZED AREA (AUA)

Num.	Description	Grantee	Year Entered	Annual Element					Total Est. Cost	Source of Local Funds	Remarks
					2023	2024	2025	2026			
8	Operating Assistance for the 5310 Transit Fleet for the Municipality of Aguadilla	PRHTA	2021	F	65,232	-	-		65,232	Toll Credits	5489-2022-3
				S	-	-	-		-		
				T	65,232	-	-		65,232		
9	Preventive Maintenance for the 5310 Transit Fleet for the Municipality of Aguadilla	PRHTA	2021	F	268	-	-		268	Toll Credits	5489-2022-3
				S	-	-	-		-		
				T	268	-	-		268		
10	Operating Assistance for the 5310 Transit Fleet for the Municipality of San Sebastian	PRHTA	2021	F	169,747	-	-		169,747	Toll Credits	
				S	-	-	-		-		
				T	169,747	-	-		169,747		
11	Preventive Maintenance for the 5310 Transit Fleet for the Municipality of San Sebastian	PRHTA	2021	F	5,000	-	-		5,000	Toll Credits	
				S	-	-	-		-		
				T	5,000	-	-		5,000		
12	Project Administration for the 5310 Transit Fleet for the Municipality of Aguadilla	PRHTA	2021	F	6,800	-	-		6,800	Toll Credits	5489-2022-3
				S	-	-	-		-		
				T	6,800	-	-		6,800		
13	Global Positioning System for the 5310 Transit Fleet for the Municipality of San Sebastian	PRHTA	2021	F	2,376	-	-		2,376	Toll Credits	5489-2022-3
				S	-	-	-		-		
				T	2,376	-	-		2,376		

GOVERNMENT OF PUERTO RICO  
 PUERTO RICO DEPARTMENT OF TRANSPORTATION AND PUBLIC WORKS  
 PUERTO RICO HIGHWAY AND TRANSPORTATION AUTHORITY  
 STATEWIDE TRANSPORTATION IMPROVEMENT PROGRAM  
 FISCAL YEARS 2023 - 2026  
 AMENDMENT #1

SECTION 5310: ELDERLY AND PERSONS WITH DISABILITIES PROGRAM, AGUADILLA URBANIZED AREA (AUA)

Num.	Description	Grantee	Year Entered	Annual Element					Total Est. Cost	Source of Local Funds	Remarks
					2023	2024	2025	2026			
14	Preventive Maintenance Municipality of Añasco	PRHTA	2022	F	10,506	3,370	1,670	3,370	18,916	Toll Credits	
				S	-	-	-	-	-		
				T	10,506	3,370	1,670	3,370	18,916		
15	Operating Assistance Municipality of Añasco	PRHTA	2022	F	137,897	50,927	50,927	50,927	290,678	Toll Credits	
				S	-	-	-	-	-		
				T	137,897	50,927	50,927	50,927	290,678		
16	Project Administration for the Municipality of Añasco	PRHTA	2023	F	2,106	2,106	2,106	-	6,318	Toll Credits	
				S	-	-	-	-	-		
				T	2,106	2,106	2,106	-	6,318		
17	Drugs and Alcohol Test for the Municipality of Añasco	PRHTA	2023	F	440	440	440	-	1,320	Toll Credits	
				S	-	-	-	-	-		
				T	440	440	440	-	1,320		
18	Project Administration for 5310 Transit Fleet for the Municipality of San Sebastian	PRHTA	2022	F	1,045	-	-	-	1,045	Toll Credits	5489-2022-3
				S	-	-	-	-	-		
				T	1,045	-	-	-	1,045		
19	Acquisition of Software and Annual License Fees for Municipality of San Sebastián	PRHTA	2022	F	3,180	-	-	-	3,180	Toll Credits	5489-2022-3
				S	-	-	-	-	-		
				T	3,180	-	-	-	3,180		
20	Operating Assistance for 5310 Transit Fleet for the Municipality of Lares	PRHTA	2022	F	193,809	-	-	-	193,809	Toll Credits	
				S	-	-	-	-	-		
				T	193,809	-	-	-	193,809		
21	Additional Funds for the Acquisition of Vehicles	PRHTA	2023	F	500,000	-	-	-	500,000		
				S	-	-	-	-	-		
				T	500,000	-	-	-	500,000		
22	Preventive Maintenance for 5310 Transit Fleet for the Municipality of Lares	PRHTA	2022	F	15,836	-	-	-	15,836	Toll Credits	5489-2022-3
				S	-	-	-	-	-		
				T	15,836	-	-	-	15,836		
		Total Federal Funds:		F	1,211,056	123,584	120,406	54,297	1,509,343		
		Total State or Local Funds:		S	-	-	-	-	-		
		Total		T	1,211,056	123,584	120,406	54,297	1,509,343		

---

*Government of Puerto Rico*  
*Puerto Rico Department of Transportation and Public Works*  
*Puerto Rico Highways and Transportation Authority*

***Statewide Transportation Improvement Program (STIP)***

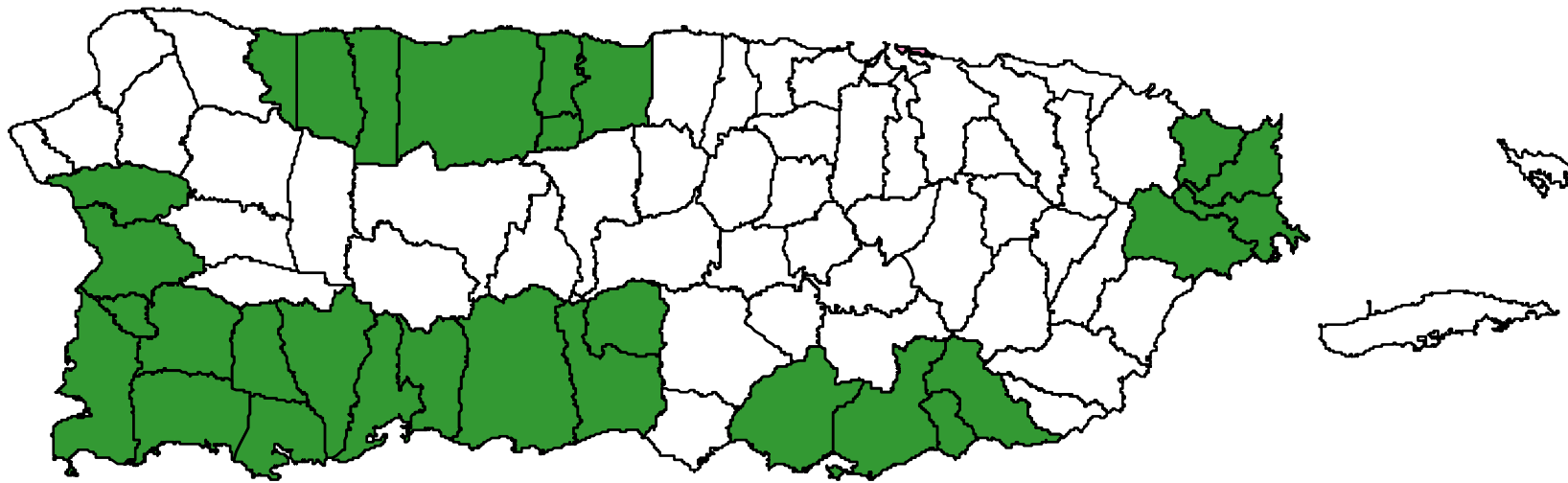
***FEDERAL TRANSIT ADMINISTRATION (FTA)***  
***Aguadilla Urbanized Area (AUA)***  
***(UA > 200,000 in Population)***

GOVERNMENT OF PUERTO RICO  
PUERTO RICO DEPARTMENT OF TRANSPORTATION AND PUBLIC WORKS  
PUERTO RICO HIGHWAY AND TRANSPORTATION AUTHORITY  
STATEWIDE TRANSPORTATION IMPROVEMENT PROGRAM  
FISCAL YEARS 2023-2026  
AMENDMENT #1

SECTION 5339: AGUADILLA URBANIZED AREA (AUA) BUS AND BUS FACILITIES FORMULA PROGRAM

Num.	Description	Grantee	Year Entered	Annual Element					Total Est. Cost	Source of Local Funds	Remarks
					2023	2024	2025	2026			
1	Improvements to Elevator of Felipe Martínez Publico Terminal of the Municipality of Camuy	Camuy	2021	F	64,600	-	-	-	64,600	Toll Credits	Application 5487-2021-1
				S	-	-	-	-	-		
				T	64,600	-	-	-	64,600		
2	Maintenance Facilities (Trolley Station) for the Municipality of Camuy	Camuy	2022	F	11,990	-	-	-	11,990	Toll Credits	Application 5487-2022-1
				S	-	-	-	-	-		
				T	11,990	-	-	-	11,990		
3	Purchase of Carbon Monoxide Fire Detention and Alarm System and Installation for the Municipality of Camuy Trolley Station	Camuy	2022	F	9,670	-	-	-	9,670	Toll Credits	Application 5487-2022-1
				S	-	-	-	-	-		
				T	9,670	-	-	-	9,670		
4	Purchase of five (5) Portable Fire extinguishers and Installation for the Municipality of Camuy	Camuy	2022	F	375	-	-	-	375	Toll Credits	Application 5487-2022-1
				S	-	-	-	-	-		
				T	375	-	-	-	375		
5	Acquisition of one (1) administrative vehicle and one (1) tow truck for support fixed route service for the Municipality of Camuy	Camuy	2023	F	286,545	-	-	-	286,545	Toll Credits	
				S	-	-	-	-	-		
				T	286,545	-	-	-	286,545		
6	Purchase of Trhee (3) LED Emergency Exit Signs and Installation for the Municipality of Camuy	Camuy	2022	F	135	-	-	-	135	Toll Credits	Application 5487-2022-1
				S	-	-	-	-	-		
				T	135	-	-	-	135		
7	Acquisition of support vehicle for the Municipality of Añasco	Añasco	2023	F	40,288	-			40,288	Toll Credits	
				S	-	-			-		
				T	40,288	-	-	-	40,288		
		Total Federal Funds:	F	413,603				413,603			
		Total State or Local Funds:	S								
		Total	T	413,603				413,603			

# ***Urbanized Areas Under 200,000 Population (UZA)***



Urbanized Areas Under 200,000 Population (UZA)

---

*Government of Puerto Rico*  
*Puerto Rico Department of Transportation and Public Works*  
*Puerto Rico Highways and Transportation Authority*

*Statewide Transportation Improvement Program (STIP)*

***FEDERAL TRANSIT ADMINISTRATION (FTA)***

*Urbanized Area Under 200,000 in Population (UZA)*

*Section 5307*

GOVERNMENT OF PUERTO RICO  
 PUERTO RICO DEPARTMENT OF TRANSPORTATION AND PUBLIC WORKS  
 PUERTO RICO HIGHWAY AND TRANSPORTATION AUTHORITY  
 STATEWIDE TRANSPORTATION IMPROVEMENT PROGRAM  
 FISCAL YEARS 2023-2026  
 AMENDMENT #1

SECTION: 5307 URBANIZED AREA FORMULA PROGRAM - URBANIZED AREA UNDER 200,000 POPULATION (UZA)

Num.	Project Description and Localization	Grantee	Year Entered		Annual Element				Total Est. Cost	Source of Local Funds	Remarks
					2023	2024	2025	2026			
1	Employee Education/Training for the Municipality of Barceloneta	Barceloneta	2019	F	-	23,078	-	-	23,078	Toll Credits	Carryover Funds
				S	-	-	-	-	-		
				T	-	23,078	-	-	23,078		
2	Operating Assistance for Transit System for the Municipality of Barceloneta	Barceloneta	2015	F	1,335,399	674,343	-	-	2,009,742	Toll Credits	Carryover Funds FY22 (\$1,335,399) Application 6388-2020-1
				S	-	-	-	-	-		
				T	1,335,399	674,343	-	-	2,009,742		
3	Acquisition of Equipment for the Municipality of Barceloneta	Barceloneta	2018	F	255,560	-	-	-	255,560	Toll Credits	Application 6388-2020-1
				S	-	-	-	-	-		
				T	255,560	-	-	-	255,560		
4	Replacement of Two (2) Trolleys and One (1) Paratransit Van for the Municipality of Barceloneta	Barceloneta	2018	F	435,000	-	-	-	435,000	Toll Credits	Application 6388-2020-1
				S	-	-	-	-	-		
				T	435,000	-	-	-	435,000		
5	Communication and Security for the Municipality of Barceloneta	Barceloneta	2018	F	37,500	-	-	-	37,500	Toll Credits	Application 6388-2020-1
				S	-	-	-	-	-		
				T	37,500	-	-	-	37,500		
6	Transportation Systems Parking Repairs for the Municipality of Barceloneta	Barceloneta	2018	F	210,000	-	-	-	210,000	Toll Credits	Application 6388-2020-1
				S	-	-	-	-	-		
				T	210,000	-	-	-	210,000		
7	Bus Shelters Replacement for the Municipality of Barceloneta	Barceloneta	2018	F	180,000	-	-	-	180,000	Toll Credits	Application 6388-2020-1
				S	-	-	-	-	-		
				T	180,000	-	-	-	180,000		
8	Transportation System's Garage and Parking Expansion for the Municipality of Barceloneta	Barceloneta	2018	F	620,000	-	-	-	620,000	Toll Credits	Application 6388-2020-1
				S	-	-	-	-	-		
				T	620,000	-	-	-	620,000		
9	Public Terminal Rehabilitation for the Municipality of Barceloneta	Barceloneta	2023	F	944,797	-	-	-	944,797	Toll Credits	Application 6388-2020-1 Adding funds: \$774,797
				S	-	-	-	-	-		
				T	944,797	-	-	-	944,797		
10	Preventive Maintenance for Transit Fleet for the Municipality of Barceloneta	Barceloneta	2023	F	534,021	469,361	259,267	-	1,262,649	Toll Credits	
				S	-	-	-	-	-		
				T	534,021	469,361	259,267	-	1,262,649		
13	Operating Assistance for system administration and promotion for the Municipality of Barceloneta	Barceloneta	2023	F	15,000	-	-	-	15,000	Toll Credits	
				S	-	-	-	-	-		
				T	15,000	-	-	-	15,000		
14	Preventive Maintenance for facilities for the Municipality of Barceloneta	Barceloneta	2023	F	56,979	-	-	-	56,979	Toll Credits	
				S	-	-	-	-	-		
				T	56,979	-	-	-	56,979		
15	Design and build of a photovoltaic solar energy project at Terminal Fidel Santiago for the Municipality of Barceloneta	Barceloneta	2023	F	580,910	-	-	-	580,910	Toll Credits	
				S	-	-	-	-	-		
				T	580,910	-	-	-	580,910		



GOVERNMENT OF PUERTO RICO  
PUERTO RICO DEPARTMENT OF TRANSPORTATION AND PUBLIC WORKS  
PUERTO RICO HIGHWAY AND TRANSPORTATION AUTHORITY  
STATEWIDE TRANSPORTATION IMPROVEMENT PROGRAM  
FISCAL YEARS 2023-2026  
AMENDMENT #1

SECTION: 5307 URBANIZED AREA FORMULA PROGRAM - URBANIZED AREA UNDER 200,000 POPULATION (UZA)

Num.	Project Description and Localization	Grantee	Year Entered		Annual Element				Total Est. Cost	Source of Local Funds	Remarks
					2023	2024	2025	2026			
16	Operating Assistance (fixed route service) for the Municipality of Cabo Rojo	Cabo Rojo	2022	F	2,150,000	-	-	-	2,150,000	Toll Credits	
				S	-	-	-	-	-		
				T	2,150,000	-	-	-	2,150,000		
17	Operating Assistance for ADA for the Municipality of Cabo Rojo	Cabo Rojo	2023	F	62,477	-	-	-	62,477	Toll Credits	
				S	-	-	-	-	-		
				T	62,477	-	-	-	62,477		
18	Acquisition and Installation of thirty (30) bus shelters, stops and signage for the Municipality of Cabo Rojo	Cabo Rojo	2022	F	343,950	-	-	-	343,950	Toll Credits	Application: 5631-2022-1
				S	-	-	-	-	-		
				T	343,950	-	-	-	343,950		
19	Acquisition of Eight (8) passenger counters for vehicles, software, hardware and license fees for the Municipality of Cabo Rojo	Cabo Rojo	2022	F	-	67,190	-	-	67,190	Toll Credits	
				S	-	-	-	-	-		
				T	-	67,190	-	-	67,190		
20	Additional funding for acquisition of six(6) vehicles under 30ft for fixed route and two(2) of 12 to 16 passengers for ADA Services for the Municipality of Cabo Rojo	Cabo Rojo	2022	F	185,724	-	-	-	185,724	Toll Credits	Adding funds: PR-2021-038-01
				S	-	-	-	-	-		
				T	185,724	-	-	-	185,724		
21	Preventive Maintenance for fleet for the Municipality of Cabo Rojo	Cabo Rojo	2023	F	228,351	-	-	-	228,351	Toll Credits	
				S	-	-	-	-	-		
				T	228,351	-	-	-	228,351		
22	Operating Assistance for fixed route service for the Municipality of Fajardo	Fajardo	2023	F	356,242	-	-	-	356,242	Toll Credits	
				S	-	-	-	-	-		
				T	356,242	-	-	-	356,242		
23	Preventive Maintenance for transit fleet for the Municipality of Fajardo	Fajardo	2023	F	50,600	-	-	-	50,600	Toll Credits	
				S	-	-	-	-	-		
				T	50,600	-	-	-	50,600		
24	Drug and alcohol tests for the Municipality of Fajardo	Fajardo	2023	F	832	-	-	-	832	Toll Credits	
				S	-	-	-	-	-		
				T	832	-	-	-	832		
25	Public Announcement System for fixed route service for the Municipality of Fajardo	Fajardo	2023	F	12,406	-	-	-	12,406	Toll Credits	
				S	-	-	-	-	-		
				T	12,406	-	-	-	12,406		
26	Preventive Maintenance for Transportation Vehicles of the Municipality of Hatillo	Hatillo	2019	F	43,169	50,760	-	-	93,929	Toll Credits	Application: 5322-2022-1
				S	-	-	-	-	-		
				T	43,169	50,760	-	-	93,929		
27	Operational Assistance for Transportation System of the Municipality of Hatillo	Hatillo	2019	F	340,000	340,000	335,666	-	1,015,666	Toll Credits	Application: 5322-2022-1
				S	-	-	-	-	-		
				T	340,000	340,000	335,666	-	1,015,666		
28	Evaluation for the Reparation of the Terminal Efrain Siverio for the Municipality of Hatillo	Hatillo	2022	F	168,000	-	-	-	168,000	Toll Credits	Application: 5322-2020-1
				S	-	-	-	-	-		
				T	168,000	-	-	-	168,000		
29	Phase I for the Reparation of the Terminal Efrain Siverio for the Municipality of Hatillo	Hatillo	2022	F	351,000	-	-	-	351,000	Toll Credits	Application: 5322-2020-1
				S	-	-	-	-	-		
				T	351,000	-	-	-	351,000		
30	Preventive Maintenance for Terminal for the Municipality of Hatillo	Hatillo	2022	F	112,000	112,000	-	-	224,000	Toll Credits	Application: 5322-2020-1
				S	-	-	-	-	-		
				T	112,000	112,000	-	-	224,000		
31	Support Vehicle for the Municipality of Hatillo	Hatillo	2019	F	35,000	-	-	-	35,000	Toll Credits	Application: 5322-2020-1
				S	-	-	-	-	-		
				T	35,000	-	-	-	35,000		
32	Surveillance Cameras for Two (2) Terminals for the Municipality of Hatillo	Hatillo	2019	F	25,000	-	-	-	25,000	Toll Credits	Application: 5322-2020-1
				S	-	-	-	-	-		
				T	25,000	-	-	-	25,000		
33	Acquisition of One (1) Paratransit Van for the Municipality of Hatillo	Hatillo	2021	F	90,000	-	-	-	90,000	Toll Credits	Application: 5322-2020-1
				S	-	-	-	-	-		
				T	90,000	-	-	-	90,000		

GOVERNMENT OF PUERTO RICO  
 PUERTO RICO DEPARTMENT OF TRANSPORTATION AND PUBLIC WORKS  
 PUERTO RICO HIGHWAY AND TRANSPORTATION AUTHORITY  
 STATEWIDE TRANSPORTATION IMPROVEMENT PROGRAM  
 FISCAL YEARS 2023-2026  
 AMENDMENT #1

SECTION: 5307 URBANIZED AREA FORMULA PROGRAM - URBANIZED AREA UNDER 200,000 POPULATION (UZA)

Num.	Project Description and Localization	Grantee	Year Entered		Annual Element				Total Est. Cost	Source of Local Funds	Remarks
					2023	2024	2025	2026			
34	Preventive Maintenance for the Vehicles of Transportation System of the Municipality of Hormigueros	Hormigueros	2020	F	102,521	-	-	-	102,521	Toll Credits	
				S	-	-	-	-	-		
				T	102,521	-	-	-	102,521		
35	Operating Assitance fot the Municipality of Hormigueros	Hormigueros	2023	F	270,283	270,283	270,283	270,283	1,081,132	Toll Credits	
				S	-	-	-	-	-		
				T	270,283	270,283	270,283	270,283	1,081,132		
36	Operating Assitance for ADA Paratransit Service for the Municipality of Hormigueros	Hormigueros	2023	F	86,533	86,533	86,533	86,533	346,132	Toll Credits	
				S	-	-	-	-	-		
				T	86,533	86,533	86,533	86,533	346,132		
37	Provision of Paratransit Services	Manatí	2022	F	190,065	-	-	-	190,065	Toll Credits	Projects In Applications 1906-2019-1
				S	-	-	-	-	-		
				T	190,065	-	-	-	190,065		
38	Preventive Maintenance Cost for Transit Fleet	Manatí	2022	F	100,218	35,255	35,887	-	171,360	Toll Credits	
				S	-	-	-	-	-		
				T	100,218	35,255	35,887	-	171,360		
39	Environmental Study, Design and Construction of Transfer Station and Maintenance Garage	Manatí	2022	F	-	-	218,400	-	218,400	Toll Credits	
				S	-	-	-	-	-		
				T	-	-	218,400	-	218,400		
40	Additional Funds for the Acquisition of Land for the Construction of Transfer Station and Maintenance Garage	Manatí	2022	F	-	146,400	-	-	146,400	Toll Credits	Carryover FY22
				S	-	-	-	-	-		
				T	-	146,400	-	-	146,400		
41	Preventive Maintenance-Angel Cintrón & Valeriano Aulet Terminals	Manatí	2022	F	68,000	211,972	-	-	279,972	Toll Credits	
				S	-	-	-	-	-		
				T	68,000	211,972	-	-	279,972		
42	Support Vehicule Pick Up 250	Manatí	2023	F	51,063	-	-	-	51,063	Toll Credits	
				S	-	-	-	-	-		
				T	51,063	-	-	-	51,063		
43	ADA Operational Assistance	Manatí	2023	F	220,000	-	-	-	220,000	Toll Credits	
				S	-	-	-	-	-		
				T	220,000	-	-	-	220,000		

GOVERNMENT OF PUERTO RICO  
 PUERTO RICO DEPARTMENT OF TRANSPORTATION AND PUBLIC WORKS  
 PUERTO RICO HIGHWAY AND TRANSPORTATION AUTHORITY  
 STATEWIDE TRANSPORTATION IMPROVEMENT PROGRAM  
 FISCAL YEARS 2023-2026  
 AMENDMENT #1

SECTION: 5307 URBANIZED AREA FORMULA PROGRAM - URBANIZED AREA UNDER 200,000 POPULATION (UZA)

Num.	Project Description and Localization	Grantee	Year Entered		Annual Element				Total Est. Cost	Source of Local Funds	Remarks
					2023	2024	2025	2026			
44	Construction Cycle Route: Coastal Cycle Route & Mayaguez Urban Centre for Mayaguez Transit System	Mayaguez	2020	F	5,000,000	1,000,000	-	-	6,000,000	Toll Credits	
				S	-	-	-	-	-		
				T	5,000,000	1,000,000	-	-	6,000,000		
45	Impression and Installation of 150 stops signs for the transit routes	Mayaguez	2023	F	8,071	-	-	-	8,071	Toll Credits	
				S	-	-	-	-	-		
				T	8,071	-	-	-	8,071		
46	Bus Signs (19) for the transit routes	Mayaguez	2023	F	26,648	-	-	-	26,648	Toll Credits	
				S	-	-	-	-	-		
				T	26,648	-	-	-	26,648		
47	Preventive Maintenance	Mayaguez	2023	F	408,308	-	-	-	408,308	Toll Credits	
				S	-	-	-	-	-		
				T	408,308	-	-	-	408,308		
48	Operating Assistance	Mayaguez	2023	F	2,527,034	-	-	-	2,527,034	Toll Credits	
				S	-	-	-	-	-		
				T	2,527,034	-	-	-	2,527,034		
49	Insurances	Mayaguez	2023	F	13,860	-	-	-	13,860	Toll Credits	
				S	-	-	-	-	-		
				T	13,860	-	-	-	13,860		
50	Alcohol and Drug Test	Mayaguez	2023	F	3,960	-	-	-	3,960	Toll Credits	
				S	-	-	-	-	-		
				T	3,960	-	-	-	3,960		
51	Acquisition of one vehicle for the FTA coordinator of the transit system	Mayaguez	2023	F	55,000	-	-	-	55,000	Toll Credits	
				S	-	-	-	-	-		
				T	55,000	-	-	-	55,000		
52	Administration and maintenance of the mobile application for the transit system	Mayaguez	2023	F	55,000	-	-	-	55,000	Toll Credits	
				S	-	-	-	-	-		
				T	55,000	-	-	-	55,000		
53	Advertising and promotion for the Transit System	Mayaguez	2023	F	10,725	-	-	-	10,725	Toll Credits	
				S	-	-	-	-	-		
				T	10,725	-	-	-	10,725		
54	Acquisition of a reverse camera for the tow truck of the transit system	Mayaguez	2023	F	4,000	-	-	-	4,000	Toll Credits	
				S	-	-	-	-	-		
				T	4,000	-	-	-	4,000		
55	Design of the Rehabilitation-Administrative Office of Carlos Garay Public Terminal for the Municipality of Ponce	Ponce	2015	F	229,306	-	-	-	229,306	Toll Credits	Carryover FY2017 & FY18 Conditionated FEMA Study Application: 3049-2022-3
				S	-	-	-	-	-		
				T	229,306	-	-	-	229,306		
56	Fixed Route Operational Assistance for the Transportation System for the Municipality of Ponce	Ponce	2023	F	-	2,551,952	3,000,000	3,000,000	8,551,952	Toll Credits	
				S	-	-	-	-	-		
				T	-	2,551,952	3,000,000	3,000,000	8,551,952		
57	Paratransit Operational Assistance for the Transportation System for the Municipality of Ponce	Ponce	2023	F	-	525,934	800,000	800,000	2,125,934	Toll Credits	
				S	-	-	-	-	-		
				T	-	525,934	800,000	800,000	2,125,934		
58	Preventive Maintenance for the Municipality of Ponce Transportation System	Ponce	2025	F	-	-	1,515,384	-	1,515,384	Toll Credits	
				S	-	-	-	-	-		
				T	-	-	1,515,384	-	1,515,384		

GOVERNMENT OF PUERTO RICO  
 PUERTO RICO DEPARTMENT OF TRANSPORTATION AND PUBLIC WORKS  
 PUERTO RICO HIGHWAY AND TRANSPORTATION AUTHORITY  
 STATEWIDE TRANSPORTATION IMPROVEMENT PROGRAM  
 FISCAL YEARS 2023-2026  
 AMENDMENT #1

SECTION: 5307 URBANIZED AREA FORMULA PROGRAM - URBANIZED AREA UNDER 200,000 POPULATION (UZA)

Num.	Project Description and Localization	Grantee	Year Entered		Annual Element				Total Est. Cost	Source of Local Funds	Remarks
					2023	2024	2025	2026			
59	Employee Education/Training for the Municipality of Ponce	Ponce	2023	F	30,000	34,500	39,675	-	104,175	Toll Credits	Application 3049-2022-3
				S	-	-	-	-	-		
				T	30,000	34,500	39,675	-	104,175		
60	Drugs and Alcohol Tests for the Municipality of Ponce	Ponce	2023	F	17,292	9,946	9,946	-	37,184	Toll Credits	Application 3049-2022-3
				S	-	-	-	-	-		
				T	17,292	9,946	9,946	-	37,184		
61	Rehab/Renov Dora Colón Clavell Terminal for the Municipality of Ponce	Ponce	2017	F	932,000	-	-	-	932,000	Toll Credits	Conditionated FEMA Study Application:3049-2022-3
				S	-	-	-	-	-		
				T	932,000	-	-	-	932,000		
62	Design, Engineering and Construction of Bus Shelters for SITRAS New Route	Ponce	2017	F	1,732,000	-	-	-	1,732,000	Toll Credits	Application 3049-2022-3
				S	-	-	-	-	-		
				T	1,732,000	-	-	-	1,732,000		
63	Preventive Maintenance for SITRAS's Facilities for the Municipality of Ponce	Ponce	2019	F	218,400	-	-	-	218,400	Toll Credits	Application 3049-2022-3
				S	-	-	-	-	-		
				T	218,400	-	-	-	218,400		
64	Additional Funds for Acquisition of Tow Truck Support Vehicle for SITRAS vehicles for the Municipality of Ponce	Ponce	2020	F	60,000	-	-	-	60,000	Toll Credits	Application 3049-2022-3
				S	-	-	-	-	-		
				T	60,000	-	-	-	60,000		
65	Acquisition of Two(2) off-road vehicles to support surveillance, security and vehicle flow in the two(2) terminals for the Municipality of Ponce	Ponce	2020	F	24,000	-	-	-	24,000	Toll Credits	Application 3049-2022-3
				S	-	-	-	-	-		
				T	24,000	-	-	-	24,000		
66	Rehabilitation ADA Ramps and Sidewalks around of the passenger shelters on the Trolley for the Municipality of Ponce	Ponce	2018	F	350,000	-	-	-	350,000	Toll Credits	Application 3049-2022-3
				S	-	-	-	-	-		
				T	350,000	-	-	-	350,000		
67	Construction of Parking Lot for SITRAS (phase 3) for the Municipality of Ponce	Ponce	2020	F	-	3,000,000	-	-	3,000,000	Toll Credits	
				S	-	-	-	-	-		
				T	-	3,000,000	-	-	3,000,000		
68	GPS System Monthly Payment for the Municipality of Ponce	Ponce	2021	F	18,144	18,144	29,016	29,016	94,320	Toll Credits	Application 3049-2022-3
				S	-	-	-	-	-		
				T	18,144	18,144	29,016	29,016	94,320		

GOVERNMENT OF PUERTO RICO  
 PUERTO RICO DEPARTMENT OF TRANSPORTATION AND PUBLIC WORKS  
 PUERTO RICO HIGHWAY AND TRANSPORTATION AUTHORITY  
 STATEWIDE TRANSPORTATION IMPROVEMENT PROGRAM  
 FISCAL YEARS 2023-2026  
 AMENDMENT #1

SECTION: 5307 URBANIZED AREA FORMULA PROGRAM - URBANIZED AREA UNDER 200,000 POPULATION (UZA)

Num.	Project Description and Localization	Grantee	Year Entered		Annual Element				Total Est. Cost	Source of Local Funds	Remarks
					2023	2024	2025	2026			
69	Acquisition & Instalation Surveillance Cameras for the Municipality of Ponce	Ponce	2021	F	139,950	-	-	-	139,950	Toll Credits	Application 3049-2022-3
				S	-	-	-	-	-		
				T	139,950	-	-	-	139,950		
70	Additional funds for Acquisition of four(4) Buses for the Municipality of Ponce	Ponce	2021	F	981,308	-	-	-	981,308	Toll Credits	Application 3049-2022-3
				S	-	-	-	-	-		
				T	981,308	-	-	-	981,308		
71	Design, Engineering and Construction for Stop Signs for SITRAS Routes for the Municipality of Ponce	Ponce	2022	F	88,491	-	-	-	88,491	Toll Credits	Application 3049-2022-3
				S	-	-	-	-	-		
				T	88,491	-	-	-	88,491		
72	Insurance Coverage for SITRAS Transportation System for the Municipality of Ponce	Ponce	2022	F	100,000	100,000	100,000	-	300,000	Toll Credits	Application 3049-2022-3
				S	-	-	-	-	-		
				T	100,000	100,000	100,000	-	300,000		
73	Acquisition and Installation of two (2) radios for two (2) buses for the Municipality of Ponce	Ponce	2022	F	2,332	-	-	-	2,332	Toll Credits	Application 3049-2022-3
				S	-	-	-	-	-		
				T	2,332	-	-	-	2,332		
74	Acquisition of two (2) pick-up trucks for desinfecting and cleaning of transit fleet	Ponce	2023	F	100,000	-	-	-	100,000	Toll Credits	
				S	-	-	-	-	-		
				T	100,000	-	-	-	100,000		
75	Preventive Maintenance for the two (2) Park and Ride Terminals	Ponce	2023	F	-	200,000	200,000	-	400,000	Toll Credits	
				S	-	-	-	-	-		
				T	-	200,000	200,000	-	400,000		
76	Payment of vehicle tags for the SITRAS fleet	Ponce	2023	F	1,456	1,456	2,496	2,496	7,904	Toll Credits	
				S	-	-	-	-	-		
				T	1,456	1,456	2,496	2,496	7,904		
77	Adquisition of computer for the scanning of the vehicles of the transit fleet	Ponce	2023	F	6,000	-	-	-	-	Toll Credits	
				S	-	-	-	-	-		
				T	6,000	-	-	-	-		
78	Adquisition of four (4) light towers for the SITRAS facilities	Ponce	2023	F	44,120	-	-	-	-	Toll Credits	
				S	-	-	-	-	-		
				T	44,120	-	-	-	-		
79	Preventive Maintenance for the Municipality of Ponce Transportation System	Ponce	2026	F	-	-	-	1,634,453	1,634,453	Toll Credits	
				S	-	-	-	-	-		
				T	-	-	-	1,634,453	1,634,453		

GOVERNMENT OF PUERTO RICO  
 PUERTO RICO DEPARTMENT OF TRANSPORTATION AND PUBLIC WORKS  
 PUERTO RICO HIGHWAY AND TRANSPORTATION AUTHORITY  
 STATEWIDE TRANSPORTATION IMPROVEMENT PROGRAM  
 FISCAL YEARS 2023-2026  
 AMENDMENT #1

SECTION: 5307 URBANIZED AREA FORMULA PROGRAM - URBANIZED AREA UNDER 200,000 POPULATION (UZA)

Num.	Project Description and Localization	Grantee	Year Entered		Annual Element				Total Est. Cost	Source of Local Funds	Remarks
					2023	2024	2025	2026			
80	A/E of Eight (8) Bus Shelters in Compliance with ADA for the Municipality of Arroyo	PRHTA	2020	F	11,637	-	-	-	11,637	Toll Credits	
				S	-	-	-	-	-		
				T	11,637	-	-	-	11,637		
81	Construction of Eight (8) Bus Shelters in Compliance with ADA for the Municipality of Arroyo	PRHTA	2018	F	-	116,372	-	-	116,372	Toll Credits	
				S	-	-	-	-	-		
				T	-	116,372	-	-	116,372		
82	Design and Engineering of Public Terminal of Parking Facilities to improve the Transportation System and to Expand Service in Compliance with ADA for the Municipality of Arroyo	PRHTA	2020	F	150,000	-	-	-	150,000	Toll Credits	
				S	-	-	-	-	-		
				T	150,000	-	-	-	150,000		
83	Construction of Public Terminal of Parking Facilities to improve the Transportation System and to Expand Service in Compliance with ADA for the Municipality of Arroyo	PRHTA	2018	F	-	1,500,000	-	-	1,500,000	Toll Credits	
				S	-	-	-	-	-		
				T	-	1,500,000	-	-	1,500,000		
84	A/E Construction of Pedestrian Cycling Route for the Municipality of Arroyo	PRHTA	2018	F	100,000	-	-	-	100,000	Toll Credits	
				S	-	-	-	-	-		
				T	100,000	-	-	-	100,000		
85	Construction of Pedestrian Cycling Route for the Municipality of Arroyo	PRHTA	2018	F	-	840,000	-	-	840,000	Toll Credits	Carryover funds FY17 & FY18
				S	-	-	-	-	-		
				T	-	840,000	-	-	840,000		
86	A/E of an Intermodal Railway Transportation System for the Municipality of Arroyo	PRHTA	2020	F	-	200,000	-	-	200,000	Toll Credits	Transportation Study under evaluation by PRHTA and FTA
				S	-	-	-	-	-		
				T	-	200,000	-	-	200,000		
87	Construction of an Intermodal Railway Transportation System for the Municipality of Arroyo	PRHTA	2018	F	-	-	2,150,000	-	2,150,000	Toll Credits	Transportation Study under evaluation by PRHTA and FTA
				S	-	-	-	-	-		
				T	-	-	2,150,000	-	2,150,000		
88	Operating Assistance for the Municipality of Ceiba	PRHTA	2015	F	-	125,278	-	-	125,278	Toll Credits	Conditioned to submittal and approval of Transportation Study
				S	-	-	-	-	-		
				T	-	125,278	-	-	125,278		
89	Preventive maintenance cost for transit vehicles for the Municipality of Ceiba	PRHTA	2017	F	-	5,666	-	-	5,666	Toll Credits	Conditioned to submittal and approval of Transportation Study
				S	-	-	-	-	-		
				T	-	5,666	-	-	5,666		

GOVERNMENT OF PUERTO RICO  
 PUERTO RICO DEPARTMENT OF TRANSPORTATION AND PUBLIC WORKS  
 PUERTO RICO HIGHWAY AND TRANSPORTATION AUTHORITY  
 STATEWIDE TRANSPORTATION IMPROVEMENT PROGRAM  
 FISCAL YEARS 2023-2026  
 AMENDMENT #1

SECTION: 5307 URBANIZED AREA FORMULA PROGRAM - URBANIZED AREA UNDER 200,000 POPULATION (UZA)

Num.	Project Description and Localization	Grantee	Year Entered	Annual Element				Total Est. Cost	Source of Local Funds	Remarks
				2023	2024	2025	2026			
90	Repairs and Improvements for Luis A. Ferre bus terminal in the Municipality of Florida	PRHTA	2023	F	673,680	-	-	673,680	Toll Credits	
				S	-	-	-	-		
				T	673,680	-	-	673,680		
91	Operating Assistance for fixed route service for the Municipality of Florida	PRHTA	2023	F	82,080	-	-	82,080	Toll Credits	
				S	-	-	-	-		
				T	82,080	-	-	82,080		
92	Real time mobile application (development of application software, acquisition and installation of GPS) for the Municipality of Florida	PRHTA	2023	F	-	53,000	-	53,000	Toll Credits	
				S	-	-	-	-		
				T	-	53,000	-	53,000		
93	Three (3) screens to show real time service routes at Terminal for the Municipality of Florida	PRHTA	2023	F	-	11,700	-	11,700	Toll Credits	
				S	-	-	-	-		
				T	-	11,700	-	11,700		
94	Exterior full wrap graphics for three (3) vehicles acquired under section 5307 for the Municipality of Florida	PRHTA	2023	F	18,000	-	-	18,000	Toll Credits	
				S	-	-	-	-		
				T	18,000	-	-	18,000		
95	Acquisition of Property for Construction of Terminal for the Municipality of Guánica	PRHTA	2022	F	-	-	750,000	750,000	Toll Credits	Conditioned to submittal of Transportation Study and NEPA
				S	-	-	-	-		
				T	-	-	750,000	750,000		
96	Construction of Terminal for the Municipality of Guánica	PRHTA	2023	F	-	-	-	2,091,600	Toll Credits	Conditioned to submittal of Transportation Study, NEPA, Engineering and Design
				S	-	-	-	-		
				T	-	-	-	2,091,600		
97	Bus stops and signs for the Municipality of Guánica	PRHTA	2023	F	-	169,350	-	169,350	Toll Credits	Conditioned to submittal of Transportation Study
				S	-	-	-	-		
				T	-	169,350	-	169,350		
98	Improvement to Sidewalks, Ramps and Pedestrian crossing in urban/rural areas in Compliance with ADA requirements for the Municipality of Guayanilla	PRHTA	2018	F	-	-	1,100,000	1,100,000	Toll Credits	Carryover funds FY2018. Conditioned to submittal of Transportation Study.
				S	-	-	-	-		
				T	-	-	1,100,000	1,100,000		
99	Operating Assistance for the Municipality of Guayanilla	PRHTA	2020	F	-	-	64,800	64,800	Toll Credits	
				S	-	-	-	-		
				T	-	-	64,800	64,800		
100	Acquisition and Installation of fifteen (15) Bus Shelters in Compliance with ADA requirements for the Municipality of Guayanilla	PRHTA	2018	F	-	-	165,000	165,000	Toll Credits	Carryover funds FY2018. Conditioned to submittal of Transportation Study.
				S	-	-	-	-		
				T	-	-	165,000	165,000		
101	Design and Engineering cost for the improvement to Sidewalks, Ramps and Pedestrian crossing in urban/rural areas in Compliance with ADA requirements for the Municipality of Guayanilla	PRHTA	2018	F	-	-	55,000	55,000	Toll Credits	Carryover funds FY2018. Conditioned to submittal of Transportation Study.
				S	-	-	-	-		
				T	-	-	55,000	55,000		

GOVERNMENT OF PUERTO RICO  
PUERTO RICO DEPARTMENT OF TRANSPORTATION AND PUBLIC WORKS  
PUERTO RICO HIGHWAY AND TRANSPORTATION AUTHORITY  
STATEWIDE TRANSPORTATION IMPROVEMENT PROGRAM  
FISCAL YEARS 2023-2026  
AMENDMENT #1

SECTION: 5307 URBANIZED AREA FORMULA PROGRAM - URBANIZED AREA UNDER 200,000 POPULATION (UZA)

Num.	Project Description and Localization	Grantee	Year Entered		Annual Element				Total Est. Cost	Source of Local Funds	Remarks
					2023	2024	2025	2026			
102	Acquisition of three (3) 30 feet low rider buses-31 passengers for the replacement of One (1) trolley and Two (2) buses of the Transportation System for the Municipality of Guayanilla	PRHTA	2020	F	-	-	-	1,200,000	1,200,000	Toll Credits	Conditioned to submittal of Transportation Study.
				S	-	-	-	-	-		
				T	-	-	-	1,200,000	1,200,000		
103	Acquisition of three (3) 32 feet Minibuses - 24 passengers for the expansion of the Transportation System for the Municipality of Guayanilla Transportation System	PRHTA	2020	F	-	-	-	600,000	600,000	Toll Credits	Conditioned to submittal of Transportation Study.
				S	-	-	-	-	-		
				T	-	-	-	600,000	600,000		
104	Design & Construction of Transportation Buses Maintenance & Garage Center for the Municipality of Guayanilla	PRHTA	2021	F	-	-	-	2,000,000	2,000,000	Toll Credits	Conditioned to submittal of Transportation Study and divide the project by phases
				S	-	-	-	-	-		
				T	-	-	-	2,000,000	2,000,000		
105	Design, Properties Acquisition & Construction of four (4) Mini-stations for the Municipality of Guayanilla	PRHTA	2021	F	-	-	-	1,000,000	1,000,000	Toll Credits	Conditioned to submittal of Transportation Study and divide the project by phases
				S	-	-	-	-	-		
				T	-	-	-	1,000,000	1,000,000		
106	Acquisition of Land, NEPA and Design for the Reconstruction of Transportation Terminal- Municipality of Guayanilla	PRHTA	2021	F	-	-	-	510,000	510,000	Toll Credits	
				S	-	-	-	-	-		
				T	-	-	-	510,000	510,000		
107	Acquisition and Installation of 68 Trolley Stops and Signs for Terminal and Stops along the Trolley Routes- Phase 1 Municipality of Juana Diaz	PRHTA	2021	F	870,400	-	-	-	870,000	Toll Credits	
				S	-	-	-	-	-		
				T	870,400	-	-	-	870,000		
108	NEPA Architectural and Engineering Design for the Construction of Maintenance Garage Center for Transportation for the Municipality of Juana Diaz	PRHTA	2023	F	390,000	-	-	-	390,000	Toll Credits	Conditioned to submittal of Transportation Study
				S	-	-	-	-	-		
				T	390,000	-	-	-	390,000		
109	Acquisition and installation of surveillance cameras sytem in the transportation terminal and in route stops along the Municipality of Juana Diaz	PRHTA	2023	F	-	504,618	-	-	504,618	Toll Credits	Conditioned to submittal of Transportation Study
				S	-	-	-	-	-		
				T	-	504,618	-	-	504,618		
110	Design and Engineering for Clotilde Colon Terminal for the Municipality of Juana Diaz	PRHTA	2022	F	472,500	-	-	-	472,500	Toll Credits	Conditioned to submittal of Transportation Study
				S	-	-	-	-	-		
				T	472,500	-	-	-	472,500		
111	Renovation of Clotilde Colon Terminal (phase I) for the Municipality of Juana Diaz	PRHTA	2022	F	-	-	3,000,000	-	3,000,000	Toll Credits	Conditioned to submittal of Transportation Study
				S	-	-	-	-	-		
				T	-	-	3,000,000	-	3,000,000		
112	Renovation of Clotilde Colon Terminal (phase II) for the Municipality of Juana Diaz	PRHTA	2022	F	-	-	-	3,000,000	3,000,000	Toll Credits	Conditioned to submittal and approval of Transportation Study
				S	-	-	-	-	-		
				T	-	-	-	3,000,000	3,000,000		



GOVERNMENT OF PUERTO RICO  
 PUERTO RICO DEPARTMENT OF TRANSPORTATION AND PUBLIC WORKS  
 PUERTO RICO HIGHWAY AND TRANSPORTATION AUTHORITY  
 STATEWIDE TRANSPORTATION IMPROVEMENT PROGRAM  
 FISCAL YEARS 2023-2026  
 AMENDMENT #1

SECTION: 5307 URBANIZED AREA FORMULA PROGRAM - URBANIZED AREA UNDER 200,000 POPULATION (UZA)

Num.	Project Description and Localization	Grantee	Year Entered		Annual Element				Total Est. Cost	Source of Local Funds	Remarks
					2023	2024	2025	2026			
113	Acquisition and Installation of 52 Trolley Stops & Signs for Terminal and Stops along the Trolley Stops along the Trolley Route- Phase 2 - for the Municipality of Juana Diaz	PRHTA	2022	F	-	665,600	-	-	665,600	Toll Credits	Conditioned to submital and approval of Transportation Study
				S	-	-	-	-	-		
				T	-	665,600	-	-	665,600		
114	Operating Assistance for the Municipality of Juana Diaz	PRHTA	2023	F	457,131	504,000	-	-	961,131	Toll Credits	
				S	-	-	-	-	-		
				T	457,131	504,000	-	-	961,131		
115	Operating Assistance for Paratransit Service Provision in accordance with ADA Regulation for the Municipality of Juana Diaz	PRHTA	2023	F	150,000	200,000	-	-	350,000	Toll Credits	
				S	-	-	-	-	-		
				T	150,000	200,000	-	-	350,000		
116	Design and Construction of Associated Transit Improvements-Improvements to Sidewalks and Streets along Shelters and Stops in Compliance with ADA requirements for the Municipality of Lajas	PRHTA	2018	F	-	-	300,500	-	300,500	Toll Credits	\$48,000 adeed funds
				S	-	-	-	-	-		
				T	-	-	300,500	-	300,500		
117	Design & Construction of Eight (8) Bus Shelters and Signage for Two (2) New Routes for the Municipality of Lajas	PRHTA	2018	F	-	-	240,000	-	240,000	Toll Credits	
				S	-	-	-	-	-		
				T	-	-	240,000	-	240,000		
118	Design & Construction Bicylce Access to support Lajas Transportation System at La Parguera for the Municipality of Lajas	PRHTA	2019	F	-	-	594,049	-	594,049	Toll Credits	
				S	-	-	-	-	-		
				T	-	-	594,049	-	594,049		
119	Preventive Maintenance for fleet for the Municipality of Lajas	PRHTA	2023	F	16,821	-	-	-	16,821	Toll Credits	
				S	-	-	-	-	-		
				T	16,821	-	-	-	16,821		
120	Engineering & Design of existing Public Terminal of the Municipality of Lajas	PRHTA	2023	F	-	176,796	-	-	176,796	Toll Credits	
				S	-	-	-	-	-		
				T	-	176,796	-	-	176,796		
121	Design and Remodeling of existing Public Terminal of the Municipality of Lajas	PRHTA	2020	F	-	-	-	1,145,599	1,145,599	Toll Credits	
				S	-	-	-	-	-		
				T	-	-	-	1,145,599	1,145,599		
122	Operating Assistance for Paratransit Service for the Municipality of Lajas	PRHTA	2020	F	-	60,600	-	-	60,600	Toll Credits	
				S	-	-	-	-	-		
				T	-	60,600	-	-	60,600		
123	Operating Assistance for fixed route for the Municipality of Lajas	PRHTA	2022	F	-	140,176	140,176	-	280,352	Toll Credits	
				S	-	-	-	-	-		
				T	-	140,176	140,176	-	280,352		

GOVERNMENT OF PUERTO RICO  
 PUERTO RICO DEPARTMENT OF TRANSPORTATION AND PUBLIC WORKS  
 PUERTO RICO HIGHWAY AND TRANSPORTATION AUTHORITY  
 STATEWIDE TRANSPORTATION IMPROVEMENT PROGRAM  
 FISCAL YEARS 2023-2026  
 AMENDMENT #1

SECTION: 5307 URBANIZED AREA FORMULA PROGRAM - URBANIZED AREA UNDER 200,000 POPULATION (UZA)

Num.	Project Description and Localization	Grantee	Year Entered		Annual Element				Total Est. Cost	Source of Local Funds	Remarks
					2023	2024	2025	2026			
124	Design and Construction of associated transit improvements-Improvements to Sidewalks and Streets along Shelters and Stops in Compliance with ADA requirements for the Municipality of Luquillo	PRHTA	2018	F	225,000	-	-	-	225,000	Toll Credits	
				S	-	-	-	-	-		
				T	225,000	-	-	-	225,000		
125	Design and Construction of Four (4) Shelters and Signage for New Bus Route for the Municipality of Luquillo	PRHTA	2018	F	60,000	-	-	-	60,000	Toll Credits	
				S	-	-	-	-	-		
				T	60,000	-	-	-	60,000		
126	Preventive maintenance for the transit fleet of Municipality of Luquillo	PRHTA	2023	F	52,600	-	-	-	58,500	Toll Credits	
				S	-	-	-	-	-		
				T	52,600	-	-	-	58,500		
127	Design of Public Terminal for the Municipality of Luquillo	PRHTA	2020	F	-	1,057,916	-	-	1,057,916	Toll Credits	Conditioned to submit the Transportation Study, NEPA and update project documentation including quotation
				S	-	-	-	-	-		
				T	-	1,057,916	-	-	1,057,916		
128	Removal and Replacement of Existing Transportation Buses Garage, Center Roof, Wall and Floor for the Municipality of Luquillo	PRHTA	2021	F	1,541,124	-	-	-	1,541,124	Toll Credits	Conditioned to Transportation Study and NEPA
				S	-	-	-	-	-		
				T	1,541,124	-	-	-	1,541,124		
129	Design and NEPA for the Construction of the Maintenance and washing center for the Transportation fleet for the Municipality of Luquillo	PRHTA	2021	F	-	390,000	-	-	390,000	Toll Credits	Conditioned to Transportation Study and NEPA
				S	-	-	-	-	-		
				T	-	390,000	-	-	390,000		
130	Reconstruction of sidewalks and ramps along the Trolley route for the Municipality of Luquillo	PRHTA	2021	F	600,000	-	-	-	600,000	Toll Credits	Conditioned to Transportation Study and NEPA
				S	-	-	-	-	-		
				T	600,000	-	-	-	600,000		
131	Properties acquisition for the Construction of three (3) Stop areas in the Trolley Route for the Municipality of Luquillo	PRHTA	2021	F	-	295,000	-	-	295,000	Toll Credits	
				S	-	-	-	-	-		
				T	-	295,000	-	-	295,000		
132	Signage and Electronic Programming System Acquisition and Installation along the Trolley Route Streets and Stops for the Municipality of Luquillo	PRHTA	2022	F	300,000	-	-	-	300,000	Toll Credits	
				S	-	-	-	-	-		
				T	300,000	-	-	-	300,000		
133	Acquisition of fifty-eight (58) shelters and signs for the transit system of Municipality of Luquillo	PRHTA	2023	F	742,400	-	-	-	608,000	Toll Credits	
				S	-	-	-	-	-		
				T	742,400	-	-	-	608,000		
134	Operating Assistance for the transit system of Municipality of Luquillo	PRHTA	2023	F	502,090	-	-	-	502,090	Toll Credits	
				S	-	-	-	-	-		
				T	502,090	-	-	-	502,090		

GOVERNMENT OF PUERTO RICO  
 PUERTO RICO DEPARTMENT OF TRANSPORTATION AND PUBLIC WORKS  
 PUERTO RICO HIGHWAY AND TRANSPORTATION AUTHORITY  
 STATEWIDE TRANSPORTATION IMPROVEMENT PROGRAM  
 FISCAL YEARS 2023-2026  
 AMENDMENT #1

SECTION: 5307 URBANIZED AREA FORMULA PROGRAM - URBANIZED AREA UNDER 200,000 POPULATION (UZA)

Num.	Project Description and Localization	Grantee	Year Entered		Annual Element				Total Est. Cost	Source of Local Funds	Remarks
					2023	2024	2025	2026			
135	Engineering, Design and Environmental of the Maintenance Garage for the Municipality of Naguabo	PRHTA	2018	F	276,250	-	-	-	276,250	Toll Credits	
				S	-	-	-	-	-		
				T	276,250	-	-	-	276,250		
136	Improvement of Maintenance Garage for the Municipality of Naguabo	PRHTA	2018	F	-	-	502,500	-	502,500	Toll Credits	
				S	-	-	-	-	-		
				T	-	-	502,500	-	502,500		
137	Preventive Maintenance for the Fixed Route - Municipality of Patillas	PRHTA	2023	F	46,200	-	-	-	46,200	Toll Credits	
				S	-	-	-	-	-		
				T	46,200	-	-	-	46,200		
138	Operating Assistance for the Fixed Route - Municipality of Patillas	PRHTA	2023	F	201,643	-	-	-	201,643	Toll Credits	
				S	-	-	-	-	-		
				T	201,643	-	-	-	201,643		
139	Alcohol and Drugs Test - Municipality of Patillas	PRHTA	2023	F	300	-	-	-	300	Toll Credits	
				S	-	-	-	-	-		
				T	300	-	-	-	300		
140	Acquisition of Software and Equipment for Vehicles and Facilities for Municipality of Patillas	PRHTA	2023	F	146,734	-	-	-	146,734	Toll Credits	
				S	-	-	-	-	-		
				T	146,734	-	-	-	146,734		
141	Acquisition of One Administrative Vehicle for the Transit System for Municipality of Patillas	PRHTA	2023	F	44,589	-	-	-	44,589	Toll Credits	
				S	-	-	-	-	-		
				T	44,589	-	-	-	44,589		
142	Operation and Maintenance of Ponce Bus Route	PRHTA/PRITA	2024	F	-	2,400,000	2,400,000	2,400,000	2,400,000	Toll Credits	
				S	-	-	-	-	-		
				T	-	2,400,000	2,400,000	2,400,000	2,400,000		
143	Acquisition of Two (2) Buses-16 passengers for fixed route for the Municipality of Quebradillas	PRHTA	2021	F	-	190,000	-	-	190,000	Toll Credits	Conditioned to submittal of Transportation Study.
				S	-	-	-	-	-		
				T	-	190,000	-	-	190,000		
144	Communication, Security for Terminal and Tracking Services for transit fleet for the Municipality of Quebradillas	PRHTA	2021	F	-	30,000	-	-	30,000	Toll Credits	Conditioned to submittal of Transportation Study.
				S	-	-	-	-	-		
				T	-	30,000	-	-	30,000		
145	Operating Assistance for ADA Paratransit Program for the Municipality of Quebradillas	PRHTA	2021	F	-	200,000	-	-	200,000	Toll Credits	Conditioned to submittal of Transportation Study
				S	-	-	-	-	-		
				T	-	200,000	-	-	200,000		
146	Drug & Alcohol Test for the Municipality of Quebradillas	PRHTA	2021	F	-	2,000	-	-	2,000	Toll Credits	Conditioned to submittal of Transportation Study.
				S	-	-	-	-	-		
				T	-	2,000	-	-	2,000		
147	Preventive Maintenance for Transit Fleet for the Municipality of Quebradillas	PRHTA	2021	F	-	20,000	-	-	20,000	Toll Credits	Conditioned to submittal of Transportation Study.
				S	-	-	-	-	-		
				T	-	20,000	-	-	20,000		
148	Preventive Maintenance for Transit Facilities for the Municipality of Quebradillas	PRHTA	2021	F	-	40,000	-	-	40,000	Toll Credits	
				S	-	-	-	-	-		
				T	-	40,000	-	-	40,000		

GOVERNMENT OF PUERTO RICO  
 PUERTO RICO DEPARTMENT OF TRANSPORTATION AND PUBLIC WORKS  
 PUERTO RICO HIGHWAY AND TRANSPORTATION AUTHORITY  
 STATEWIDE TRANSPORTATION IMPROVEMENT PROGRAM  
 FISCAL YEARS 2023-2026  
 AMENDMENT #1

SECTION: 5307 URBANIZED AREA FORMULA PROGRAM - URBANIZED AREA UNDER 200,000 POPULATION (UZA)

Num.	Project Description and Localization	Grantee	Year Entered		Annual Element				Total Est. Cost	Source of Local Funds	Remarks
					2023	2024	2025	2026			
149	Operational Assistance for ADA Paratransit Services for the Municipality of Salinas	PRHTA	2023	F	-	57,978	-	-	57,978	Toll Credits	
				S	-	-	-	-	-		
				T	-	57,978	-	-	57,978		
150	Preventive Maintenance Fixed Route Services for Municipality of Salinas	PRHTA	2023	F	-	25,410	-	-	25,410	Toll Credits	
				S	-	-	-	-	-		
				T	-	25,410	-	-	25,410		
151	Preventive Maintenance ADA Paratransit Services for Municipality of Salinas	PRHTA	2023	F	-	19,940	-	-	19,940	Toll Credits	
				S	-	-	-	-	-		
				T	-	19,940	-	-	19,940		
152	Acquisition of two (3) vehicles fixed routes for the Municipality of Salinas	PRHTA	2023	F	458,700	-	-	-	458,700	Toll Credits	
				S	-	-	-	-	-		
				T	458,700	-	-	-	458,700		
153	Acquisition of two (2) Paratransit Vehicles for ADA for the Municipality of Salinas	PRHTA	2023	F	241,010	-	-	-	241,010	Toll Credits	
				S	-	-	-	-	-		
				T	241,010	-	-	-	241,010		
154	78 Bus Stops Signs for Fixed Route for the Municipality of Salinas	PRHTA	2023	F	61,777	-	-	-	61,777	Toll Credits	
				S	-	-	-	-	-		
				T	61,777	-	-	-	61,777		
155	20 Bus Shelters for Fixed Route for the Municipality of Salinas	PRHTA	2023	F	219,725	-	-	-	219,725	Toll Credits	
				S	-	-	-	-	-		
				T	219,725	-	-	-	219,725		
156	Facility Maintenance for the Public Terminal for Municipality of Salinas	PRHTA	2023	F	278,138	-	-	-	278,138	Toll Credits	
				S	-	-	-	-	-		
				T	278,138	-	-	-	278,138		
157	Acquisition of GPS Systems and Montly Fee for ADA Paratransit Services for Municipality of Salinas	PRHTA	2023	F	-	2,230	-	-	2,230	Toll Credits	
				S	-	-	-	-	-		
				T	-	2,230	-	-	2,230		
158	Automatic Passenger Counting Systems and Software License and Acquisition of GPS Tracking and Montly Fee Services for Municipality of Salinas	PRHTA	2023	F	-	61,419	-	-	61,419	Toll Credits	
				S	-	-	-	-	-		
				T	-	61,419	-	-	61,419		
159	Acquisition and Installation of PA Systems for three (3) Fixed Route Vehicles for Municipality of Salinas	PRHTA	2023	F	-	14,532	-	-	14,532	Toll Credits	
				S	-	-	-	-	-		
				T	-	14,532	-	-	14,532		
160	Drugs and Alcohol Testing for Municipality of Salinas	PRHTA	2023	F	250	-	-	-	250	Toll Credits	
				S	-	-	-	-	-		
				T	250	-	-	-	250		

GOVERNMENT OF PUERTO RICO  
 PUERTO RICO DEPARTMENT OF TRANSPORTATION AND PUBLIC WORKS  
 PUERTO RICO HIGHWAY AND TRANSPORTATION AUTHORITY  
 STATEWIDE TRANSPORTATION IMPROVEMENT PROGRAM  
 FISCAL YEARS 2023-2026  
 AMENDMENT #1

SECTION: 5307 URBANIZED AREA FORMULA PROGRAM - URBANIZED AREA UNDER 200,000 POPULATION (UZA)

Num.	Project Description and Localization	Grantee	Year Entered		Annual Element				Total Est. Cost	Source of Local Funds	Remarks
					2023	2024	2025	2026			
161	Acquisition of Urban Furniture and Perimeter Fence for the New Collective Transport Terminal for the Municipality of Villalba	Villalba	2022	F	-	-	100,000	-	100,000	Toll Credits	
				S	-	-	-	-	-		
				T	-	-	100,000	-	100,000		
162	Acquisition of Shop Equipment for Collective Transport Terminal for the Municipality of Villalba	Villalba	2022	F	50,000	-	-	-	50,000	Toll Credits	
				S	-	-	-	-	-		
				T	50,000	-	-	-	50,000		
163	Operating Assistance for Public Transportation System for the Municipality of Villalba	Villalba	2022	F	-	-	700,000	-	700,000	Toll Credits	
				S	-	-	-	-	-		
				T	-	-	700,000	-	700,000		
164	Labels Stops of the Collective Transportation System	Villalba	2022	F	-	-	180,000	-	180,000	Toll Credits	
				S	-	-	-	-	-		
				T	-	-	180,000	-	180,000		
165	Acquisition of Four (4) vehicles (Vans) for twenty-four (24) passengers for the Municipality of Villalba	Villalba	2022	F	-	-	854,000	-	854,000	Toll Credits	
				S	-	-	-	-	-		
				T	-	-	854,000	-	854,000		
166	Purchase/Installation Electric Generator for the Transit System Terminal	Villalba	2023	F	-	-	70,000	-	70,000	Toll Credits	
				S	-	-	-	-	-		
				T	-	-	70,000	-	70,000		
167	Purchase/Installation of Two Water Cisterns for the Transit System Terminal	Villalba	2023	F	-	-	17,000	-	17,000	Toll Credits	
				S	-	-	-	-	-		
				T	-	-	17,000	-	17,000		
168	Purchase and Installation of Automatic Door for the Transit System Terminal	Villalba	2023	F	3,000	-	-	-	3,000	Toll Credits	
				S	-	-	-	-	-		
				T	3,000	-	-	-	3,000		
169	Acquisition of mobile and internet for the new transit system terminal	Villalba	2023	F	-	-	30,000	-	30,000	Toll Credits	
				S	-	-	-	-	-		
				T	-	-	30,000	-	30,000		
170	Acquisition of signs for the Transit Terminal	Villalba	2023	F	-	-	3,000	-	3,000	Toll Credits	
				S	-	-	-	-	-		
				T	-	-	3,000	-	3,000		
171	Purchase of eight (8) Led Emergency Exit Signs and Installation for the Transit Terminal	Villalba	2023	F	-	-	2,000	-	2,000	Toll Credits	
				S	-	-	-	-	-		
				T	-	-	2,000	-	2,000		
172	Purchase of Fork Lift-Diesel for the workshop and warehouse of the Transit Terminal	Villalba	2023	F	-	-	70,000	-	70,000	Toll Credits	
				S	-	-	-	-	-		
				T	-	-	70,000	-	70,000		

GOVERNMENT OF PUERTO RICO  
 PUERTO RICO DEPARTMENT OF TRANSPORTATION AND PUBLIC WORKS  
 PUERTO RICO HIGHWAY AND TRANSPORTATION AUTHORITY  
 STATEWIDE TRANSPORTATION IMPROVEMENT PROGRAM  
 FISCAL YEARS 2023-2026  
 AMENDMENT #1

SECTION: 5307 URBANIZED AREA FORMULA PROGRAM - URBANIZED AREA UNDER 200,000 POPULATION (UZA)

Num.	Project Description and Localization	Grantee	Year Entered		Annual Element				Total Est. Cost	Source of Local Funds	Remarks
					2023	2024	2025	2026			
173	Operational Assistance for Public Transportation System for the Municipality of Yauco	Yauco	2015	F	807,668	-	683,771	-	1,491,439	Toll Credits	
				S	-	-	-	-	-		
				T	807,668	-	683,771	-	1,491,439		
174	Operational Assistance for ADA Paratransit Services for the Municipality of Yauco	Yauco	2015	F	170,841	-	197,404	-	368,245	Toll Credits	
				S	-	-	-	-	-		
				T	170,841	-	197,404	-	368,245		
175	Preventive Maintenance for Public Transportation Vehicles for the Municipality of Yauco	Yauco	2016	F	-	-	120,000	-	120,000	Toll Credits	
				S	-	-	-	-	-		
				T	-	-	120,000	-	120,000		
176	Acquisition of Computers, Software and Hardware for the Public Transportation System of the Municipality of Yauco	Yauco	2019	F	4,000	-	-	-	4,000	Toll Credits	Application 6675-2019-4
				S	-	-	-	-	-		
				T	4,000	-	-	-	4,000		
177	Preventive Maintenance for the Infrastructure of Three (3) Public Transportation Terminals of the Municipality of Yauco	Yauco	2019	F	388,200	200,000	200,000	-	788,200	Toll Credits	Application 6675-2019-4
				S	-	-	-	-	-		
				T	388,200	200,000	200,000	-	788,200		
178	Construction and Repair of Streets, Sidewalks and ADA Ramps Along the Trolley Routes for the Municipality of Yauco	Yauco	2019	F	-	-	196,560	-	196,560	Toll Credits	Application 6675-2019-4
				S	-	-	-	-	-		
				T	-	-	196,560	-	196,560		
179	Acquisition of Surveillance Cameras, GPS, Software and Hardware for vehicles and accessories to support Security for Public Transportation Program for the Municipality of Yauco	Yauco	2019	F	35,000	-	-	-	35,000	Toll Credits	Application 6675-2019-4
				S	-	-	-	-	-		
				T	35,000	-	-	-	35,000		

GOVERNMENT OF PUERTO RICO  
 PUERTO RICO DEPARTMENT OF TRANSPORTATION AND PUBLIC WORKS  
 PUERTO RICO HIGHWAY AND TRANSPORTATION AUTHORITY  
 STATEWIDE TRANSPORTATION IMPROVEMENT PROGRAM  
 FISCAL YEARS 2023-2026  
 AMENDMENT #1

SECTION: 5307 URBANIZED AREA FORMULA PROGRAM - URBANIZED AREA UNDER 200,000 POPULATION (UZA)

Num.	Project Description and Localization	Grantee	Year Entered	Annual Element				Total Est. Cost	Source of Local Funds	Remarks
				2023	2024	2025	2026			
180	Drug and Alcohol Testing for Employees of Public Transportatin System for the Municipality of Yauco	Yauco	2019	F	12,900	-	-	12,900	Toll Credits	Application 6675-2019-4
				S	-	-	-	-		
				T	12,900	-	-	12,900		
181	In-Service and other Educational Services for the Public Transportation Personnel of the Municipality of Yauco	Yauco	2019	F	3,500	-	-	3,500	Toll Credits	Application 6675-2019-4
				S	-	-	-	-		
				T	3,500	-	-	3,500		
182	Insurance, Permits and Liability Insurance Expenses for Public Transportation System of the Municipality of Yauco	Yauco	2019	F	10,000	-	-	10,000	Toll Credits	Application 6675-2019-4
				S	-	-	-	-		
				T	10,000	-	-	10,000		
183	Improvement Enhancements for Transportation System Terminals (Bench, Garbage, Cans, etc.) for the Municipality of Yauco	Yauco	2019	F	-	-	30,000	30,000	Toll Credits	Application 6675-2019-4
				S	-	-	-	-		
				T	-	-	30,000	30,000		
184	Security Service for Terminals and Park Storage Lot for the Municipality of Yauco	Yauco	2020	F	-	-	64,713	64,713	Toll Credits	Application 6675-2019-4
				S	-	-	-	-		
				T	-	-	64,713	64,713		
185	Maintenance and Repairs of Bus Shelters for the Municipality of Yauco	Yauco	2020	F	-	-	200,000	200,000	Toll Credits	
				S	-	-	-	-		
				T	-	-	200,000	200,000		
186	Replacement of Ten (10) Buses for the Municipality of Yauco	Yauco	2020	F	-	-	857,580	857,580	Toll Credits	
				S	-	-	-	-		
				T	-	-	857,580	857,580		
187	Acquisition of Support Vehicle for Preventive Maintenance for the Municipality of Yauco	Yauco	2020	F	-	-	50,000	50,000	Toll Credits	Conditionated Transportation Study
				S	-	-	-	-		
				T	-	-	50,000	50,000		
188	Engineering & Design Bicycle Route Transportation Study (phase 1 & 2) for the Municipality of Yauco	Yauco	2021	F	200,700	-	-	200,700	Toll Credits	Add funds: PR-2021-029
				S	-	-	-	-		
				T	200,700	-	-	200,700		

GOVERNMENT OF PUERTO RICO  
 PUERTO RICO DEPARTMENT OF TRANSPORTATION AND PUBLIC WORKS  
 PUERTO RICO HIGHWAY AND TRANSPORTATION AUTHORITY  
 STATEWIDE TRANSPORTATION IMPROVEMENT PROGRAM  
 FISCAL YEARS 2023-2026  
 AMENDMENT #1

SECTION: 5307 URBANIZED AREA FORMULA PROGRAM - URBANIZED AREA UNDER 200,000 POPULATION (UZA)

Num.	Project Description and Localization	Grantee	Year Entered		Annual Element				Total Est. Cost	Source of Local Funds	Remarks
					2023	2024	2025	2026			
189	Additional funds for the Acquisition of a Tow Truck Sport Vehicle for ADA vehicles and Public Transportation Vehicles for the Municiplity of Yauco	Yauco	2022	F	85,000	-	-	-	85,000	Toll Credits	
				S	-	-	-	-	-		
				T	85,000	-	-	-	85,000		
190	Advertising System for the Transit System	Yauco	2023	F	9,750	-	-	-	9,750	Toll Credits	
				S	-	-	-	-	-		
				T	9,750	-	-	-	9,750		
191	Electric Generator for the Administrative Office of the Transit System	Yauco	2023	F	20,000	-	-	-	20,000	Toll Credits	
				S	-	-	-	-	-		
				T	20,000	-	-	-	20,000		
192	Road Marking Signs for the Public Transit System	Yauco	2023	F	32,525	-	-	-	32,525	Toll Credits	
				S	-	-	-	-	-		
				T	32,525	-	-	-	32,525		
193	Improvements and Repairs for the Transit System Terminals	Yauco	2023	F	200,100	-	-	-	200,100	Toll Credits	
				S	-	-	-	-	-		
				T	200,100	-	-	-	200,100		
194	Passenger Counter System for the Transit System	Yauco	2023	F	17,040	-	-	-	17,040	Toll Credits	
				S	-	-	-	-	-		
				T	17,040	-	-	-	17,040		
195	Electronic Screens Information System for the Transit System	Yauco	2023	F	112,240	-	-	-	112,240	Toll Credits	
				S	-	-	-	-	-		
				T	112,240	-	-	-	112,240		
196	Uniforms and Work Safety Equipment	Yauco	2023	F	5,000	-	-	-	5,000	Toll Credits	
				S	-	-	-	-	-		
				T	5,000	-	-	-	5,000		
197	Gasoline and Diesel Fuel for Transit Vehicles	Yauco	2023	F	65,813	78,975	94,950	113,940	353,678	Toll Credits	
				S	-	-	-	-	-		
				T	65,813	78,975	94,950	113,940	353,678		
		Total Federal Funds:		F	35,660,061	20,287,663	21,700,756	21,268,720	93,938,180		
		Total State or Local Funds:		S	-	-	-	-	-		
		Total		T	35,660,061	20,287,663	21,700,756	21,268,720	93,938,180		



---

*Government of Puerto Rico*  
*Puerto Rico Department of Transportation and Public Works*  
*Puerto Rico Highways and Transportation Authority*

*Statewide Transportation Improvement Program (STIP)*

*FEDERAL TRANSIT ADMINISTRATION (FTA)*

*Urbanized Area Under 200,000 in Population (UZA)*

GOVERNMENT OF PUERTO RICO  
PUERTO RICO DEPARTMENT OF TRANSPORTATION AND PUBLIC WORKS  
PUERTO RICO HIGHWAY AND TRANSPORTATION AUTHORITY  
STATEWIDE TRANSPORTATION IMPROVEMENT PROGRAM  
FISCAL YEARS 2023-2026  
AMENDMENT #1

Section 5310: Enhanced Mobility of Seniors and Persons with Disabilities, Urbanized Area Under 200,000 in Population Formula Program (UZA)

Num.	Project Description and Localization	Grantee	Year Entered	Annual Element					Total	Source of Local Funds	Remarks
					2023	2024	2025	2026	Est. Cost		
1	Operating Assistance for the Municipality of Fajardo	PRHTA	2023	F	103,160	634	634	-	104,428	Toll Credits	
				S	-	-	-	-	-		
				T	103,160	634	634	-	104,428		
2	Preventive Maintenance for the Municipality of Fajardo	PRHTA	2023	F	5,374	-	-	-	5,374	Toll Credits	
				S	-	-	-	-	-		
				T	5,374	-	-	-	5,374		
3	Drug and Alcohol Tests for the Municipality of Fajardo	PRHTA	2023	F	84	-	-	-	84	Toll Credits	
				S	-	-	-	-	-		
				T	84	-	-	-	84		
4	GPS Tracking System for Two (2) vehicles for the Municipality of Florida	PRHTA	2023	F	328	-	-	-	328	Toll Credits	
				S	-	-	-	-	-		
				T	328	-	-	-	328		
5	Preventive Maintenance for the Municipality of Florida	PRHTA	2023	F	23,100	-	-	-	23,100	Toll Credits	
				S	-	-	-	-	-		
				T	23,100	-	-	-	23,100		
6	Operating Assistance for the Municipality of Florida	PRHTA	2023	F	69,500	-	-	-	69,500	Toll Credits	
				S	-	-	-	-	-		
				T	69,500	-	-	-	69,500		
7	Acquisition and Installation of GPS for Three (3) vehicles for the Municipality of Florida	PRHTA	2023	F	4,546	-	-	-	4,546	Toll Credits	
				S	-	-	-	-	-		
				T	4,546	-	-	-	4,546		
8	Acquisition of three (3) tablets for vehicles to collect information in the Municipality of Florida	PRHTA	2023	F	4,546	-	-	-	4,546	Toll Credits	
				S	-	-	-	-	-		
				T	4,546	-	-	-	4,546		
9	Exterior full wrap graphics for buses acquired under section 5310 for the Municipality of Florida	PRHTA	2023	F	18,000	-	-	-	18,000	Toll Credits	
				S	-	-	-	-	-		
				T	18,000	-	-	-	18,000		
10	Replacement of Two (2) Paratransit Vans (11 passengers) for the Municipality of Hormigueros	PRHTA	2022	F	220,000	-	-	-	220,000	Toll Credits	Conditioned to disposition process completion. Recommended to add funds for \$40,000 due to increased costs
				S	-	-	-	-	-		
				T	220,000	-	-	-	220,000		
11	Replacement of Two (2) Mini Buses (16 passengers) for the Municipality of Hormigueros	PRHTA	2022	F	280,000	-	-	-	280,000	Toll Credits	Conditioned to disposition process completion. Recommended to add funds for \$90,000 due to increased costs
				S	-	-	-	-	-		
				T	280,000	-	-	-	280,000		

GOVERNMENT OF PUERTO RICO  
PUERTO RICO DEPARTMENT OF TRANSPORTATION AND PUBLIC WORKS  
PUERTO RICO HIGHWAY AND TRANSPORTATION AUTHORITY  
STATEWIDE TRANSPORTATION IMPROVEMENT PROGRAM  
FISCAL YEARS 2023-2026  
AMENDMENT #1

Section 5310: Enhanced Mobility of Seniors and Persons with Disabilities, Urbanized Area Under 200,000 in Population Formula Program (UZA)

Num.	Project Description and Localization	Grantee	Year Entered	Annual Element					Total	Source of Local Funds	Remarks
					2023	2024	2025	2026	Est. Cost		
12	Acquisition of 4 paratransit vehicles (capacity of 11 passenger) for the Municipality of Peñuelas	PRHTA	2023	F	305,000	-	-	-	305,000	Toll Credits	
				S	-	-	-	-	-		
				T	305,000	-	-	-	305,000		
13	Operating Assistance for the 5310 program of Municipality of Peñuelas	PRHTA	2023	F	153,984	-	-	-	153,984	Toll Credits	
				S	-	-	-	-	-		
				T	153,984	-	-	-	153,984		
14	Preventive Maintenance for the 5310 program of Municipality of Peñuelas	PRHTA	2023	F	72,000	-	-	-	72,000	Toll Credits	
				S	-	-	-	-	-		
				T	72,000	-	-	-	72,000		
15	Monthly GPS Tracking System for the Municipality of Ponce	PRHTA	2023	F	4,032	4,032	4,637	5,333	18,034	Toll Credits	
				S		-	-	-	-		
				T	4,032	4,032	4,637	5,333	18,034		
16	Operational Assistance for the Municipality of Ponce	PRHTA	2023	F	656,455	656,455	656,455	-	1,969,365	Toll Credits	
				S		-	-	-	-		
				T	656,455	656,455	656,455	-	1,969,365		
17	Preventive Maintenance for the Municipality of Ponce	PRHTA	2023	F	240,000	300,000	375,000	-	240,000	Toll Credits	
				S		-	-	-	-		
				T	240,000	300,000	375,000	-	240,000		
18	Acquisition of two (2) 16-passenger ADA compliant vehicles for service expansion of Municipality of San German	PRHTA	2023	F	279,954	-	-	-	279,954	Toll Credits	
				S	-	-	-	-	-		
				T	279,954	-	-	-	279,954		
19	Operating Assistance for the 5310 program of Municipality of San German	PRHTA	2023	F	107,098	-	-	-	107,098	Toll Credits	
				S	-	-	-	-	-		
				T	107,098	-	-	-	107,098		
20	Drug and Alcohol Testing for the Municipality of San German	PRHTA	2023	F	250	-	-	-	250	Toll Credits	
				S	-	-	-	-	-		
				T	250	-	-	-	250		
21	Preventive Maintenance for the 5310 program of Municipality of San German	PRHTA	2023	F	26,000	-	-	-	26,000	Toll Credits	
				S	-	-	-	-	-		
				T	26,000	-	-	-	26,000		
22	Acquisition of office support equipment for the 5310 program of Municipality of San German	PRHTA	2023	F	1,350	-	-	-	1,350	Toll Credits	
				S	-	-	-	-	-		
				T	1,350	-	-	-	1,350		
23	State Administration	PRHTA	2023	F	257,478	-	-	-	1,350	Toll Credits	
				S	-	-	-	-	-		
				T	257,478	-	-	-	1,350		
		Total Federal Funds:		F	2,832,239	961,121	1,036,726	5,333	3,904,291		
		Total State or Local Funds:		S	-	-	-	-	-		
		Total		T	2,832,239	961,121	1,036,726	5,333	3,904,291		

---

*Government of Puerto Rico*  
*Puerto Rico Department of Transportation and Public Works*  
*Puerto Rico Highways and Transportation Authority*

*Statewide Transportation Improvement Program (STIP)*

***FEDERAL TRANSIT ADMINISTRATION (FTA)***

*Urbanized Area Under 200,000 in Population (UZA)*

*Section 5339*

GOVERNMENT OF PUERTO RICO  
PUERTO RICO DEPARTMENT OF TRANSPORTATION AND PUBLIC WORKS  
PUERTO RICO HIGHWAY AND TRANSPORTATION AUTHORITY  
STATEWIDE TRANSPORTATION IMPROVEMENT PROGRAM  
FISCAL YEARS 2023-2026  
AMENDMENT #1

SECTION 5339: BUS AND BUS FACILITIES FORMULA PROGRAM - URBANIZED AREA UNDER 200,000 POPULATION (UZA)

Num.	Description	Grantee	Year Entered	Annual Element					Total Est. Cost	Source of Local Funds	Remarks
					2023	2024	2025	2026			
1	Acquisition of One (1) Trolley Bus for fixed route for the Municipality of Barceloneta	Barceloneta	2023	F	270,000	-	-	-	270,000	Toll Credits	
				S	-	-	-	-	-		
				T	270,000	-	-	-	270,000		
2	Acquisition of Two (2) cut away trolley buses (service extension, paratransit service) for the Municipality of Barceloneta	Barceloneta	2023	F	270,000	-	-	-	270,000	Toll Credits	
				S	-	-	-	-	-		
				T	270,000	-	-	-	270,000		
3	Communication and Security for the Municipality of Barceloneta	Barceloneta	2018	F	29,750	-	-	-	29,750	Toll Credits	Application 6388-2020-1
				S	-	-	-	-	-		
				T	29,750	-	-	-	29,750		
4	Acquisition and Installation of radio communication units for eight (8) vehicles and monthly fees for the Municipality of Cabo Rojo	Cabo Rojo	2022	F	-	22,211	-	-	22,211	Toll Credits	
				S	-	-	-	-	-		
				T	-	22,211	-	-	22,211		
5	Acquisition of Eight (8) passenger counters for vehicles, software, hardware and license fees for the Municipality of Cabo Rojo	Cabo Rojo	2022	F	-	67,190	-	-	67,190	Toll Credits	
				S	-	-	-	-	-		
				T	-	67,190	-	-	67,190		
6	Acquisition of eight (8) GPS tracking system and fees for the Municipality of Cabo Rojo	Cabo Rojo	2023	F	3,846	-	-	-	3,846	Toll Credits	
				S	-	-	-	-	-		
				T	3,846	-	-	-	3,846		
7	Acquisition and Installation of twenty (20) prefabricated bus shelters and signs for the Municipality of Cabo Rojo	Cabo Rojo	2023	F	311,696	-	-	-	311,696	Toll Credits	
				S	-	-	-	-	-		
				T	311,696	-	-	-	311,696		
8	Acquisition of Two (2) Buses (12 passengers) for ADA Paratransit Service for the Municipality of Cabo Rojo	Cabo Rojo	2023	F	241,949	-	-	-	241,949	Toll Credits	
				S	-	-	-	-	-		
				T	241,949	-	-	-	241,949		
9	Automatic Passenger Counting System, software license and acquisition of GPS tracking system and monthly fees for the Municipality of Fajardo	Fajardo	2023	F	96,233	-	-	-	96,233	Toll Credits	
				S	-	-	-	-	-		
				T	96,233	-	-	-	96,233		
10	Acquisition of one (1) support vehicle for the Municipality of Fajardo	Fajardo	2023	F	60,788	-	-	-	60,788	Toll Credits	
				S	-	-	-	-	-		
				T	60,788	-	-	-	60,788		
11	Office support equipment for the Municipality of Fajardo	Fajardo	2023	F	12,990	-	-	-	12,990	Toll Credits	
				S	-	-	-	-	-		
				T	12,990	-	-	-	12,990		

GOVERNMENT OF PUERTO RICO  
PUERTO RICO DEPARTMENT OF TRANSPORTATION AND PUBLIC WORKS  
PUERTO RICO HIGHWAY AND TRANSPORTATION AUTHORITY  
STATEWIDE TRANSPORTATION IMPROVEMENT PROGRAM  
FISCAL YEARS 2023-2026  
AMENDMENT #1

SECTION 5339: BUS AND BUS FACILITIES FORMULA PROGRAM - URBANIZED AREA UNDER 200,000 POPULATION (UZA)

Num.	Description	Grantee	Year Entered	Annual Element				Total Est. Cost	Source of Local Funds	Remarks	
					2023	2024	2025				2026
12	Communication Systems and GPS for Municipality of Hatillo	Hatillo	2019	F	30,000	-	-	-	30,000	Toll Credits	Application: 5322-2020-01
				S	-	-	-	-	-		
				T	30,000	-	-	-	30,000		
13	Additional Funds for Acquisition of the Acquisition of Surveillance Cameras SITRAS buses for the Municipality of Ponce	Ponce	2020	F	8,000	-	-	-	8,000	Toll Credits	
				S	-	-	-	-	-		
				T	8,000	-	-	-	8,000		
14	Additional funds for the Acquisition of Six (6) Paratransit Vans for the Municipality of Ponce	Ponce	2020	F	7,000	-	-	-	7,000	Toll Credits	
				S	-	-	-	-	-		
				T	7,000	-	-	-	7,000		
15	Acquisition of three (3) 30-foot buses & Additional funds for One (1) Trolley for the Municipality of Ponce	Ponce	2020	F	523,944	-	-	-	523,944	Toll Credits	
				S	-	-	-	-	-		
				T	523,944	-	-	-	523,944		
16	Additional Funds for the Acquisition of 30-Ft Buses for the Municipality of Ponce	Ponce	2021	F	1,600,901	-	-	-	1,600,901	Toll Credits	
				S	-	-	-	-	-		
				T	1,600,901	-	-	-	1,600,901		
17	Study, Design, Engineering & Construction of Parking Lot for SITRAS (phase 1, 2) for the Municipality of Ponce	Ponce	2020	F	536,053	-	-	-	536,053	Toll Credits	Reprogram of Design and NEPA of Maintenance Facility and Yard. Application: 3049-2022-3
				S	-	-	-	-	-		
				T	536,053	-	-	-	536,053		
18	Adquisition of two (2) trolleys for new fixed route for the Municipality of Ponce	Ponce	2023	F	535,200	-	-	-	535,200	Toll Credits	
				S	-	-	-	-	-		
				T	535,200	-	-	-	535,200		
19	Adquisition of two (2) <30Ft. Buses for new fixed route for the Municipality of Ponce	Ponce	2023	F	400,000	-	-	-	400,000	Toll Credits	
				S	-	-	-	-	-		
				T	400,000	-	-	-	400,000		

GOVERNMENT OF PUERTO RICO  
PUERTO RICO DEPARTMENT OF TRANSPORTATION AND PUBLIC WORKS  
PUERTO RICO HIGHWAY AND TRANSPORTATION AUTHORITY  
STATEWIDE TRANSPORTATION IMPROVEMENT PROGRAM  
FISCAL YEARS 2023-2026  
AMENDMENT #1

SECTION 5339: BUS AND BUS FACILITIES FORMULA PROGRAM - URBANIZED AREA UNDER 200,000 POPULATION (UZA)

Num.	Description	Grantee	Year Entered	Annual Element				Total Est. Cost	Source of Local Funds	Remarks	
					2023	2024	2025				2026
20	Acquisition of one (1) support vehicle for the Municipality of Florida	PRHTA	2023	F	44,589	-	-	-	44,589	Toll Credits	
				S	-	-	-	-	-		
				T	44,589	-	-	-	44,589		
21	Three (3) tablets for fill required forms for the Municipality of Florida	PRHTA	2023	F	4,546	-	-	-	4,546	Toll Credits	
				S	-	-	-	-	-		
				T	4,546	-	-	-	4,546		
22	Acquisition of One (1) Van (10 passengers) for fixed route service for the Municipality of Florida	PRHTA	2023	F	109,977	-	-	-	109,977	Toll Credits	
				S	-	-	-	-	-		
				T	109,977	-	-	-	109,977		
23	Acquisition of One (1) Minibus (16 passengers) for fixed route service for the Municipality of Florida	PRHTA	2023	F	139,977	-	-	-	139,977	Toll Credits	
				S	-	-	-	-	-		
				T	139,977	-	-	-	139,977		
24	Construction of the Terminal for the Municipality of Guanica	PRHTA	2019	F	-	1,500,463	-	-	1,500,463	Toll Credits	Conditioned to submittal of Transportation Study and approval, up date project information including quotation and NEPA if apply.
				S	-	-	-	-	-		
				T	-	1,500,463	-	-	1,500,463		
25	Bus stops and signs for the Municipality of Guanica	PRHTA	2019	F	-	-	169,350	-	169,350	Toll Credits	Conditioned to submittal of Transportation Study and approval, up date project information including quotation and NEPA if apply.
				S	-	-	-	-	-		
				T	-	-	169,350	-	169,350		
26	Acquisition and Installation of Signage and Electronic Programming System along the Trolley Route Streets & Stops for users information and orientation for the Municipality of Guayanilla Transportation System	PRHTA	2020	F	-	-	628,787	-	628,787	Toll Credits	Conditioned to submittal of Transportation Study and approval, up date project information including quotation and NEPA if apply.
				S	-	-	-	-	-		
				T	-	-	628,787	-	628,787		
27	Acquisition of Two (2) Paratransit Vans of Eleven (11) passengers for Paratransit Service to the Municipality of Juana Diaz	PRHTA	2022	F	192,000	-	-	-	192,000	Toll Credits	Conditioned to submittal and approval of Transportation Study
				S	-	-	-	-	-		
				T	192,000	-	-	-	192,000		
28	Reconstruction of Sidewalks and Ramps along the Trolley Route for the Municipality of Juana Diaz	PRHTA	2023	F	857,300	-	-	-	857,300	Toll Credits	Conditioned to submittal and approval of Transportation Study. Funds added \$257,300
				S	-	-	-	-	-		
				T	857,300	-	-	-	857,300		
29	Acquisition of four (4) buses for the Fixed Routes Service for Municipality of Juana Diaz	PRHTA	2021	F	703,800	-	-	-	703,800	Toll Credits	
				S	-	-	-	-	-		
				T	703,800	-	-	-	703,800		

GOVERNMENT OF PUERTO RICO  
PUERTO RICO DEPARTMENT OF TRANSPORTATION AND PUBLIC WORKS  
PUERTO RICO HIGHWAY AND TRANSPORTATION AUTHORITY  
STATEWIDE TRANSPORTATION IMPROVEMENT PROGRAM  
FISCAL YEARS 2023-2026  
AMENDMENT #1

SECTION 5339: BUS AND BUS FACILITIES FORMULA PROGRAM - URBANIZED AREA UNDER 200,000 POPULATION (UZA)

Num.	Description	Grantee	Year Entered	Annual Element					Total Est. Cost	Source of Local Funds	Remarks
					2023	2024	2025	2026			
30	Acquisition of Two (2) Buses: One (1) for fixed route and one (1) for Paratransit Service for the Municipality of Luquillo	PRHTA	2021	F	220,000	-	-	-	220,000	Toll Credits	
				S	-	-	-	-	-		
				T	220,000	-	-	-	220,000		
31	Acquisition of Two (2) Buses-16 passengers for fixed route for the Municipality of Peñuelas	PRHTA	2021	F	280,000	-	-	-	280,000	Toll Credits	
				S	-	-	-	-	-		
				T	280,000	-	-	-	280,000		
32	Acquisition of One (1) Paratransit-11 passengers for the Municipality of Quebradillas	PRHTA	2021	F	-	-	110,000	-	110,000	Toll Credits	Conditioned to submittal of Transportation Study.
				S	-	-	-	-	-		
				T	-	-	110,000	-	110,000		
33	Acquisition of One Support Equipment (Computers) Services for Municipality of Salinas	PRHTA	2023	F	2,660	-	-	-	2,660	Toll Credits	
				S		-	-	-	-		
				T	2,660	-	-	-	2,660		
34	Acquisition of office equipmment for the collective transport terminal for the Municipality of Villalba	Villalba	2022	F	5,000	-	-	-	5,000	Toll Credits	
				S	-	-	-	-	-		
				T	5,000	-	-	-	5,000		
35	Acquisition of Ten (10) radio communication systems for the Municipality of Villalba	Villalba	2020	F	25,000	-	-	-	25,000	Toll Credits	Application: 6416-2020-4
				S	-	-	-	-	-		
				T	25,000	-	-	-	25,000		
36	Automatic Passenger Counter for Eight (8) Buses for the Municipality of Villalba	Villalba	2020	F	10,000	-	-	-	10,000	Toll Credits	Application: 6416-2020-4
				S	-	-	-	-	-		
				T	10,000	-	-	-	10,000		
37	Security System for the Municipality of Villalba	Villalba	2020	F	15,000	-	-	-	15,000	Toll Credits	Application: 6416-2020-4
				S	-	-	-	-	-		
				T	15,000	-	-	-	15,000		
38	Acquisition of Shop Equipment for Collective Transportation Terminal of the Municipality of Villalba	Villalba	2020	F	60,000	-	-	-	60,000	Toll Credits	Application: 6416-2020-4
				S	-	-	-	-	-		
				T	60,000	-	-	-	60,000		
39	Acquisition of Office Equipment for Collective Transportation Terminal of the Municipality of Villalba	Villalba	2020	F	20,000	-	-	-	20,000	Toll Credits	Application: 6416-2020-4
				S	-	-	-	-	-		
				T	20,000	-	-	-	20,000		
Total Federal Funds:				F	7,628,199	1,589,864	908,137	-	10,126,200		
Total State or Local Funds:				S	-	-	-	-	-		
Total:				T	7,628,199	1,589,864	908,137	-	10,126,200		



---

*Government of Puerto Rico*  
*Puerto Rico Department of Transportation and Public Works*  
*Puerto Rico Highways and Transportation Authority*

***Statewide Transportation Improvement Program (STIP)***

***FEDERAL TRANSIT ADMINISTRATION (FTA)***

***Urbanized Area Under 200,000 in Population (UZA)***

***Section 5339- Reprogrammed Funds***



GOVERNMENT OF PUERTO RICO  
PUERTO RICO DEPARTMENT OF TRANSPORTATION AND PUBLIC WORKS  
PUERTO RICO HIGHWAY AND TRANSPORTATION AUTHORITY  
STATEWIDE TRANSPORTATION IMPROVEMENT PROGRAM  
FISCAL YEARS 2023-2026  
AMENDMENT #1

SECTION 5339: REPROGRAMMING FUNDS, URBANIZED AREA UNDER 200,000 POPULATION AREA (UZA)

Num.	Description	Grantee	Year Apportioned						Total Estimated Cost	Source of Local Funds	Remarks
					2023	2024	2025	2026			
1	Acquisition of Two (2) 30 feet Low Rider-31 passengers for the replacement of two (2) Mini-Buses for Transportation System to the Municipality of Juana Diaz	PRHTA	2022	F	1,101,900	-	-	-	1,101,900	Toll Credits	
				S	-	-	-	-	-		
				T	1,101,900	-	-	-	1,101,900		
		Total Federal Funds:			1,101,900	-	-	-	1,101,900		
		Total State or Local Funds:			-	-	-	-	-		
		Total			1,101,900	-	-	-	1,101,900		

*Government of Puerto Rico  
Puerto Rico Department of Transportation and Public Works  
Puerto Rico Highways and Transportation Authority*

*Statewide Transportation Improvement Program (STIP)*

***FEDERAL TRANSIT ADMINISTRATION (FTA)***

*Urbanized Area Under 200,000 in Population (UZA)*

*COVID-19 Funding*

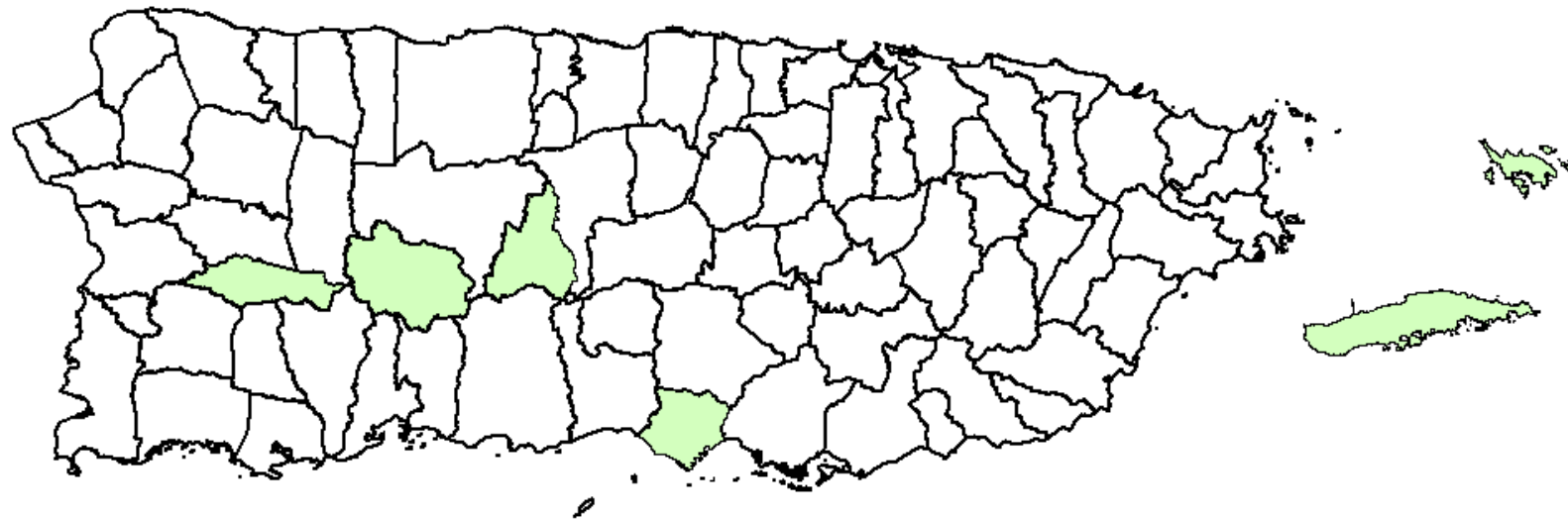


GOVERNMENT OF PUERTO RICO  
 PUERTO RICO DEPARTMENT OF TRANSPORTATION AND PUBLIC WORKS  
 PUERTO RICO HIGHWAY AND TRANSPORTATION AUTHORITY  
 STATEWIDE TRANSPORTATION IMPROVEMENT PROGRAM  
 FISCAL YEARS 2023-2026  
 AMENDMENT #1

SECTION 5307: COVID Funds - URBANIZED AREA UNDER 200,000 POPULATION (UZA)

Num.	Description	Grantee	Year Apportioned	Annual Element						Total Estimated Cost	Source of Local Funds	Remarks
					2021	2022	2023	2024	2025			
1	Tanks for SITRAS Terminals Acquisition and Installation of Two Water Cistern	Ponce	2021	F	29,043	-	-	-	-	29,043		
				S		-	-	-	-	-		
				T	29,043	-	-	-	-	-		
2	Parking Lot and Leasing Municipality of Ponce	Ponce	2022	F		425,000	425,000	425,000	425,000	425,000		
				S						-		
				T		425,000	425,000	425,000	425,000	425,000		
3	Acquisition of Three (3) Buses for the Paratransit Service- Municipality of Luquillo	PRHTA	2022	F	300,000							
				S								
				T	300,000							
		Total Federal Funds:		F	329,043	425,000	425,000	425,000	425,000	425,000	2,454,043	
		Total State or Local Funds:		S	-	-						
		Total		T	329,043	425,000	425,000	425,000	425,000	425,000	2,454,043	

# ***Non-Urbanized Area (NUA)***



 *Non-Urbanized Area (NUA)*



---

*Government of Puerto Rico*  
*Puerto Rico Department of Transportation and Public Works*  
*Puerto Rico Highways and Transportation Authority*

***Statewide Transportation Improvement Program (STIP)***

***FEDERAL TRANSIT ADMINISTRATION (FTA)***  
***Non-Urbanized Area (NUA)***  
***(Under 50,000 in Population)***

GOVERNMENT OF PUERTO RICO  
DEPARTMENT OF TRANSPORTATION AND PUBLIC WORKS  
HIGHWAY AND TRANSPORTATION AUTHORITY  
STATEWIDE TRANSPORTATION IMPROVEMENT PROGRAM  
FISCAL YEARS 2023-2026  
AMENDMENT #1

Section 5311: Non-Urbanized Area Formula Program

Num.	Description	Grantee	Year Apportioned						Total Estimated Cost	Source of Local Funds	Remarks
					2023	2024	2025	2026			
1	Rebuilding and Rehabilitation of Main Passenger Terminal and Platform Finger Peers and Cargo - Mosquito	PRHTA/ATM	2023	F	4,009,672	-	-	-	4,009,672	Toll Credits	
				S	-	-	-	-	-		
				T	4,009,672	-	-	-	4,009,672		
2	Acquisition of Passenger/Cargo Vessels for the Island Services	PRHTA/ATM	2022	F	44,159,000	-	-	-	44,159,000	Toll Credits	Funding to be transferred from UZA as approved in the MPO Meeting of March 9, 2023
				S	-	-	-	-	-		
				T	44,159,000	-	-	-	44,159,000		
3	Acquisition of new Vessel for passenger on the Island Services	PRHTA/ATM	2022	F	15,841,000				15,841,000	Toll Credits	Funding to be transferred from UZA as approved in the MPO Meeting of March 9, 2023
				S					-		
				T	15,841,000				15,841,000		
4	Preventive Maintenance / Rehabilitation for Island Service Terminals	PRHTA/ATM	2023	T	2,000,000				2,000,000	Toll Credits	
				S					-		
				F	2,000,000				2,000,000		
5	Preventive Maintenance of assets, overhaul, and vessel repairs for island services	PRHTA/ATM	2023	F	7,600,000	1,421,662	1,556,548	1,676,067	12,254,277	Toll Credits	Funding to be transferred from UZA as approved in the MPO Meeting of March 9, 2023
				S		-	-		-		
				T	7,600,000	1,421,662	1,556,548	1,676,067	12,254,277		
6	Operating Assistance for the Municipality of Jayuya	PRHTA	2019	F	116,025	116,025	-	-	232,050	Toll Credits	
				S	-	-	-	-	-		
				T	116,025	116,025	-	-	232,050		
7	Preventive Maintenance for the Municipality of Jayuya	PRHTA	2019	F	24,829	24,829	-	-	49,658	Toll Credits	
				S	-	-	-	-	-		
				T	24,829	24,829	-	-	49,658		
8	Preventive Maintenance for the Municipality of Coamo	PRHTA	2024	F	-	4,345	7,763	4,345	16,453	Toll Credits	
				S	-	-	-	-	-		
				T	-	4,345	7,763	4,345	16,453		
9	Operating Assistance for the Municipality of Coamo	PRHTA	2024	F	-	33,249	33,249	33,249	99,747	Toll Credits	
				S	-	-	-	-	-		
				T	-	33,249	33,249	33,249	99,747		

GOVERNMENT OF PUERTO RICO  
DEPARTMENT OF TRANSPORTATION AND PUBLIC WORKS  
HIGHWAY AND TRANSPORTATION AUTHORITY  
STATEWIDE TRANSPORTATION IMPROVEMENT PROGRAM  
FISCAL YEARS 2023-2026  
AMENDMENT #1

Section 5311: Non-Urbanized Area Formula Program

Num.	Description	Grantee	Year Apportioned						Total Estimated Cost	Source of Local Funds	Remarks
					2023	2024	2025	2026			
10	Drugs and Alcohol Test for the Municipality of Coamo	PRHTA	2024	F	-	350	350	350	1,050	Toll Credits	
				S	-	-	-	-	-		
				T	-	350	350	350	1,050		
11	Acquisition of Computer for the Municipality of Utuado	PRHTA	2023	F	1,205				1,205	Toll Credits	
				S	-				-		
				T	1,205				1,205		
12	Operating Assistance for the Municipality of Utuado	PRHTA	2023	F	100,861	100,861	100,861		302,583	Toll Credits	
				S	-				-		
				T	100,861	100,861	100,861		302,583		
13	Preventive Maintenance for the Municipality of Utuado	PRHTA	2023	F	5,055	2,505	5,055		12,615	Toll Credits	
				S	-				-		
				T	5,055	2,505	5,055		12,615		
14	Drugs and Alcohol Test for the Municipality of Utuado	PRHTA	2023	F	276	276	276		828	Toll Credits	
				S	-				-		
				T	276	276	276		828		
15	Fire Extinguisher for the Municipality of Utuado	PRHTA	2023	F	270				270	Toll Credits	
				S	-				-		
				T	270				270		
16	Acquisition of Vehicle for the Municipality of Utuado	PRHTA	2023	F	279,954				279,954	Toll Credits	Need certification for approval
				S	-				-		
				T	279,954				279,954		



GOVERNMENT OF PUERTO RICO  
DEPARTMENT OF TRANSPORTATION AND PUBLIC WORKS  
HIGHWAY AND TRANSPORTATION AUTHORITY  
STATEWIDE TRANSPORTATION IMPROVEMENT PROGRAM  
FISCAL YEARS 2023-2026  
AMENDMENT #1

Section 5311: Non-Urbanized Area Formula Program

Num.	Description	Grantee	Year Apportioned						Total Estimated Cost	Source of Local Funds	Remarks
					2023	2024	2025	2026			
17	Global Positioning System for the Municipality of Utuado	PRHTA	2023	F	1,311	864	864		3,039	Toll Credits	
				S	-				-		
				T	1,311	864	864		3,039		
18	Project Administration for the Municipality of Utuado	PRHTA	2023	F	681				681	Toll Credits	
				S	-				-		
				T	681				681		
19	Passenger Counting System for the Municipality of Utuado	PRHTA	2023	F	55,308	8,685	8,685		72,678	Toll Credits	
				S					-		
				T	55,308	8,685	8,685		72,678		
20	Radio Communication for the Municipality of Utuado	PRHTA	2023	F	7,912	360	360		8,632	Toll Credits	
				S					-		
				T	7,912	360	360		8,632		
21	Ceiba Intercity Bus - PRITA	PRHTA	2023	F	1,000,000	1,000,000	1,000,000	1,000,000	4,000,000	Toll Credits	
				S	-	-	-	-	-		
				T	1,000,000	1,000,000	1,000,000	1,000,000	4,000,000		
22	Acquisition of Electric Buses for a Fixed Route for El Yunque and its surrounding Communities Transit System	PRHTA/DTPW	2023	F	-	450,000	-		450,000	Funding to be transferred from UZA as approved in the MPO Meeting of March 9, 2023	
				S	-	-	-		-		
				T	-	450,000	-		450,000		
23	Design and Build for a Bus Terminal in Palmer, Rio Grande for El Yunque and its surroundings Communities Transit System	PRHTA/DTPW	2023	F		4,450,000	-		4,450,000	Funding to be transferred from UZA as approved in the MPO Meeting of March 9, 2023	
				S					-		
				T		4,450,000	-		4,450,000		
24	Ceiba Intercity Bus Program - Marketing - PRITA	PRHTA	2023	F	120,000	120,000	120,000	120,000	480,000	Toll Credits	
				S	-	-	-	-	-		
				T	120,000	120,000	120,000	120,000	480,000		
		Total Federal Funds:			75,323,359	7,734,011	2,834,011	2,834,011	88,725,392		
		Total State or Local Funds:			-	-	-	-	-		
		Total			75,323,359	7,734,011	2,834,011	2,834,011	88,725,392		

---

*Government of Puerto Rico*  
*Puerto Rico Department of Transportation and Public Works*  
*Puerto Rico Highway and Transportation Authority*

***Statewide Transportation Improvement Program (STIP)***

***FEDERAL TRANSIT ADMINISTRATION (FTA)***  
***Non-Urbanized Area (NUA)***  
***(Under 50,000 in Population)***



***RTAP***



GOVERNMENT OF PUERTO RICO  
DEPARTMENT OF TRANSPORTATION AND PUBLIC WORKS  
HIGHWAY AND TRANSPORTATION AUTHORITY  
STATEWIDE TRANSPORTATION IMPROVEMENT PROGRAM  
FISCAL YEARS 2023-2026  
AMENDMENT #1

Section 5311: Non Urbanized Area, RTAP

Num.	Description	Grantee	Year Apportioned						Total Estimated Cost	Source of Local Funds	Remarks
					2023	2024	2025	2026			
1	RTAP	PRHTA	2022	F	99,053	-	-	-	99,053		
				S	-	-	-	-	-		
				T	99,053	-	-	-	99,053		
		Total Federal Funds:			99,053	-	-	-	99,053		
		Total State or Local Funds:			-	-	-	-	-		
		Total			99,053	-	-	-	99,053		

---

*Government of Puerto Rico*  
*Puerto Rico Department of Transportation and Public Works*  
*Puerto Rico Highways and Transportation Authority*

***Statewide Transportation Improvement Program (STIP)***

***FEDERAL TRANSIT ADMINISTRATION (FTA)***  
***Non-Urbanized Area (NUA)***  
***(Under 50,000 in Population)***

GOVERNMENT OF PUERTO RICO  
DEPARTMENT OF TRANSPORTATION AND PUBLIC WORKS  
HIGHWAY AND TRANSPORTATION AUTHORITY  
STATEWIDE TRANSPORTATION IMPROVEMENT PROGRAM  
FISCAL YEARS 2023- 2026  
AMENDMENT #1

Section 5310: Non-Urbanized Area Formula Program

Num.	Description	Grantee	Year Apportioned	Annual Element					Total Estimated Cost	Source of Local Funds	Remarks
					2023	2024	2025	2026			
1	Operating Assistance for the Municipality of Coamo	PRHTA	2024	F	-	35,012	35,012	35,012	105,036	Toll Credits	
				S	-	-	-	-	-		
				T	-	35,012	35,012	35,012	105,036		
2	Preventive Maintenance for the Municipality of Coamo	PRHTA	2024	F	-	6,775	16,441	6,775	29,991	Toll Credits	
				S	-	-	-	-	-		
				T	-	6,775	16,441	6,775	29,991		
3	Drugs and Alcohol Test for the Municipality of Coamo	PRHTA	2024	F	-	350	350	350	1,050	Toll Credits	
				S	-	-	-	-	-		
				T	-	350	350	350	1,050		
4	Operating Asssitance for the Municipality of Utuado	PRHTA	2023	F	134,583	134,583	134,583	-	403,749	Toll Credits	
				S	-	-	-	-	-		
				T	134,583	134,583	13,583	-	282,749		
5	Preventive Maintenance for the Municipality of Utuado	PRHTA	2023	F	5,055	2,505	5,055	-	12,615	Toll Credits	
				S	-	-	-	-	-		
				T	5,055	2,505	5,055	-	12,615		
6	Drug and Alcohol Test for the Municipality of Utuado	PRHTA	2023	F	276	276	276	-	828	Toll Credits	
				S	-	-	-	-	-		
				T	276	276	276	-	828		
7	Acquisition of Computer for the Municipality of Utuado	PRHTA	2023	F	1,205	-	-	-	1,205	Toll Credits	
				S	-	-	-	-	-		
				T	1,205	-	-	-	1,205		
8	Global Positioning System for the Municipality of Utuado	PRHTA	2023	F	1,311	864	864	-	3,039	Toll Credits	
				S	-	-	-	-	-		
				T	1,311	864	864	-	3,039		
9	Project Administration for the Municipality of Utuado	PRHTA	2023	F	681	-	-	-	681	Toll Credits	
				S	-	-	-	-	-		
				T	681	-	-	-	681		
		Total Federal Funds:			143,111	180,365	192,581	42,137	558,194		
		Total State or Local Funds:			-	-	-	-	-		
		Total			143,111	180,365	192,581	42,137	558,194		

---

*Government of Puerto Rico*

*Puerto Rico Department of Transportation and Public Works*

*Puerto Rico Highways and Transportation Authority*

***Statewide Transportation Improvement Program (STIP)***

***Fiscal Years 2023-2026***

***Amendment #1***

***FEDERAL HIGHWAY ADMINISTRATION (FHWA)***



GOVERNMENT OF PUERTO RICO  
PUERTO RICO DEPARTMENT OF TRANSPORTATION AND PUBLIC WORKS  
PUERTO RICO HIGHWAY AND TRANSPORTATION AUTHORITY  
STATEWIDE TRANSPORTATION IMPROVEMENT PROGRAM

Source of Funds			
CODE		DESCRIPTION	
MP10		Puerto Rico Highway 25% MAP-21	ER-90
MP1E		Puerto Rico Highway 25% MAP-21 Ext.	ER11
MP20		Puerto Rico Highway NHPP 50%	ER12
MP2E		Puerto Rico Highway NHPP 50% Ext.	STATE
MP30		Puerto Rico Highway HSIP 25%	Earmark
MP3E		Puerto Rico Highway HSIP 25% Ext.	ERFO
MP40		Puerto Rico Section 154 Penalty	ZP10
MP4E		Puerto Rico Section 154 Penalty Ext.	ZP20
MP50		Puerto Rico Section 164 Penalty	ZP30
MP5E		Puerto Rico Section 164 Penalty Ext	ZP40
Q920		High Priority Projects - TEA21	ZP50
ER-80		Emergency Relief 2012 Supplement	ZP53
Y110		Bridge Formula Program under BIL (Main)	Y120
YP31		Vulnerable Road User Set Aside	

The Reconciliation of each fiscal year was based on the funding stipulated in the Bipartisan Infrastructure Bill for Puerto Rico. For FY 2023 - \$176,960,000. FY 2024 - \$180,120,000, FY 2025 - 183,675,000, FY 2026 - \$187,230,000. Bridge Formula Program \$45M, National Electric Vehicle Infrastructure \$2,020,490.

**Please Note:**  
The remarks listed under the "Remarks" section for each project is listed as general information for the project and not just the project phase.

# Fund Reconciliation FY 2023-2026

## STIP FY 2023

April 19, 2023

Code	Description	Municipality	Project Phase	Federal Share	Toll Credits	Total Federal Share
Y110	Bridge Formula Program (Main)	Islandwide	R / C	\$30,600,000.00	\$7,650,000.00	\$38,250,000.00
Y120	Bridge Formula Program (Off-System)	Islandwide	R / C	\$5,400,000.00	\$1,350,000.00	\$6,750,000.00
Y130	NEVI	Islandwide	PE / C	\$1,616,392.00	\$404,098.00	\$2,020,490.00
Y130	NEVI	Islandwide	PE / C	\$2,332,461.60	\$583,115.40	\$2,915,577.00
YP31	Vulnerable Road Set Aside	Islandwide	C	\$3,375,679.20	\$843,919.80	\$4,219,599.00
ZP-10	Additional Funds PR-111 Km. 10.8, 5.7, 12.5 - Heavy Rain March 2012	Utuaado	C	\$2,080,000.00	\$520,000.00	\$2,600,000.00
ZP-10	SPR-60	Islandwide	PE	\$4,800,000.00	\$1,200,000.00	\$6,000,000.00
ZP-10	Pavement	Islandwide	C	\$606,428.00	\$151,607.00	\$758,035.00
ZP-10	Highway Safety Improvements	Islandwide	C	\$9,398,905.60	\$2,349,726.40	\$11,748,632.00
ZP-10	Landslide PR-167 km 7.2	Bayamon	C	\$4,000,000.00	\$1,000,000.00	\$5,000,000.00
ZP-10	Higuilar Avenue form Efron Avenue / PR-696 to PR-694 / PR-22	Dorado	PE	\$800,000.00	\$200,000.00	\$1,000,000.00
ZP-20	Widening PR-100 km 8.4 - Km 14.7	Cabo Rojo	R	\$120,000.00	\$30,000.00	\$150,000.00
ZP-20	Additional Funds DTL - Noise Barriers	San Juan / Trujillo Alto / Caguas	C	\$2,400,000.00	\$600,000.00	\$3,000,000.00
ZP-20	Noise Barriers - Rio Hondo I	Bayamon / Toa Alta	C	\$3,201,732.00	\$800,433.00	\$4,002,165.00
ZP-20	Noise Barriers - Rio Hondo III	Bayamon / Toa Alta	C	\$2,103,356.80	\$525,839.20	\$2,629,196.00
ZP-20	Extension PR-5, from PR-199 to PR-167	Bayamon	PE	\$800,000.00	\$200,000.00	\$1,000,000.00
ZP-20	PR-2 La Vita	Mayaguez	R	\$800,000.00	\$200,000.00	\$1,000,000.00
ZP-20	Pavement	Islandwide	C	\$20,197,624.00	\$5,049,406.00	\$25,247,030.00
ZP-20	ITS	Islandwide	C	\$5,480,000.00	\$1,370,000.00	\$6,850,000.00
ZP-20	NBIS	Islandwide	D	\$6,400,000.00	\$1,600,000.00	\$8,000,000.00
ZP-20	Landslide PR-167 km 7.2	Bayamon	R	\$89,148.00	\$22,287.00	\$111,435.00
ZP-20	Landslide PR-167 km 7.2	Bayamon	C	\$1,778,806.40	\$444,701.60	\$2,223,508.00
ZP-30	Highway Safety Improvements	Islandwide	C	\$21,685,333.60	\$5,421,333.40	\$27,106,667.00
ZP-40	Section 154 & 164 Penalty	Islandwide	C	\$1,520,000.00	\$380,000.00	\$1,900,000.00
ZP-50	Section 154 & 164 Penalty	Islandwide	C	\$1,520,000.00	\$380,000.00	\$1,900,000.00
ZP-53	Pavement Set Aside	Islandwide	C	\$30,476,851.20	\$7,619,212.80	\$38,096,064.00
Total				\$163,582,718.40	\$40,895,679.60	\$204,478,398.00



Fund Reconciliation FY 2023-2026

STIP FY 2024

April 19, 2023

Code	Description	Municipality	Project Phase	Federal Share	Toll Credits	Total Federal Share
Y110	Bridge Formula Program (Main)	Islandwide	R / C	\$30,600,000.00	\$7,650,000.00	\$38,250,000.00
Y120	Bridge Formula Program (Off-System)	Islandwide	R / C	\$5,400,000.00	\$1,350,000.00	\$6,750,000.00
Y130	NEVI	Islandwide	PE / C	\$1,616,392.00	\$404,098.00	\$2,020,490.00
YP31	Vulnerable Road Set Aside	Islandwide	C	\$3,221,419.20	\$805,354.80	\$4,026,774.00
ZP-10	SPR-61	Islandwide	PE	\$4,000,000.00	\$1,000,000.00	\$5,000,000.00
ZP-10	Pavement	Islandwide	C	\$15,715,892.80	\$3,928,973.20	\$19,644,866.00
ZP-10	Highway Safety Improvements	Islandwide	C	\$1,760,240.00	\$440,060.00	\$2,200,300.00
ZP-20	Widening PR-100 Km. 8.4 - Km. 14.7	Cabo Rojo	C	\$20,000,000.00	\$5,000,000.00	\$25,000,000.00
ZP-20	PR-10	Utuado / Adjuntas	R	\$1,600,000.00	\$400,000.00	\$2,000,000.00
ZP-20	Noise Barriers - Rio Hondo II	Bayamon / Toa Alta	C	\$2,400,000.00	\$600,000.00	\$3,000,000.00
ZP-20	Extension PR-22 from PR-22/PR-2 to PR-2/PR-111 - Financial Plan	Hatillo / Aguadilla	PE	\$800,000.00	\$200,000.00	\$1,000,000.00
ZP-20	Aguas Buenas Bypass Intersecction PR-156 to PR-173	Aguas Buenas	R	\$800,000.00	\$200,000.00	\$1,000,000.00
ZP-20	Cayey Connector PR-158 between Int. PR-1 to PR-743	Cayey	R	\$1,600,000.00	\$400,000.00	\$2,000,000.00
ZP-20	Urban Interchange at PR -2 & PR-114	Mayaguez	R	\$800,000.00	\$200,000.00	\$1,000,000.00
ZP-20	Pavement	Islandwide	C	\$3,072,265.60	\$768,066.40	\$3,840,332.00
ZP-20	ITS	Islandwide	C	\$5,480,000.00	\$1,370,000.00	\$6,850,000.00
ZP-20	NBIS	Islandwide	D	\$6,400,000.00	\$1,600,000.00	\$8,000,000.00
ZP-30	Highway Safety Improvements	Islandwide	C	\$21,476,132.80	\$5,369,033.20	\$26,845,166.00
ZP-40	Section 154 & 164 Penalty	Islandwide	C	\$1,520,000.00	\$380,000.00	\$1,900,000.00
ZP-50	Section 154 & 164 Penalty	Islandwide	C	\$1,520,000.00	\$380,000.00	\$1,900,000.00
ZP-53	Pavement Set Aside	Islandwide	C	\$33,407,317.60	\$8,351,829.40	\$41,759,147.00
Total				\$163,189,660.00	\$40,797,415.00	\$203,987,075.00

# Fund Reconciliation FY 2023-2026

## STIP FY 2025

April 19, 2023

Code	Description	Municipality	Project Phase	Federal Share	Toll Credits	Total Federal Share
Y110	Bridge Formula Program (Main)	Islandwide	R / C	\$30,600,000.00	\$7,650,000.00	\$38,250,000.00
Y120	Bridge Formula Program (Off-System)	Islandwide	R / C	\$5,400,000.00	\$1,350,000.00	\$6,750,000.00
Y130	NEVI	Islandwide	PE / C	\$1,616,392.00	\$404,098.00	\$2,020,490.00
YP31	Vulnerable Road Set Aside	Islandwide	C	\$3,193,747.20	\$798,436.80	\$3,992,184.00
ZP-10	Construction of Interchange at PR-199 /PR845 Includes Widening PR-845	San Juan / Trujillo Alto	R	\$80,000.00	\$20,000.00	\$100,000.00
ZP-10	Pavement	Islandwide	C	\$11,196,181.60	\$2,799,045.40	\$13,995,227.00
ZP-10	Highway Safety Improvements	Islandwide	C	\$5,215,488.80	\$1,303,872.20	\$6,519,361.00
ZP-10	SPR-62	Islandwide	PE	\$4,800,000.00	\$1,200,000.00	\$6,000,000.00
ZP-20	Aguadilla Airport	Aguadilla	R	\$2,400,000.00	\$600,000.00	\$3,000,000.00
ZP-20	Pavement	Islandwide	C	\$28,303,340.80	\$7,075,835.20	\$35,379,176.00
ZP-20	ITS	Islandwide	C	\$5,480,000.00	\$1,370,000.00	\$6,850,000.00
ZP-20	NBIS	Islandwide	D	\$6,400,000.00	\$1,600,000.00	\$8,000,000.00
ZP-30	Highway Safety Improvements	Islandwide	C	\$21,291,670.40	\$5,322,917.60	\$26,614,588.00
ZP-40	Section 154 & 164 Penalty	Islandwide	C	\$1,520,000.00	\$380,000.00	\$1,900,000.00
ZP-50	Section 154 & 164 Penalty	Islandwide	C	\$1,520,000.00	\$380,000.00	\$1,900,000.00
ZP-53	Pavement Set Aside	Islandwide	C	\$36,500,006.40	\$9,125,001.60	\$45,625,008.00
Total				\$165,516,827.20	\$41,379,206.80	\$206,896,034.00

# Fund Reconciliation FY 2023-2026

## STIP FY 2026

April 19, 2023

Code	Description	Municipality	Project Phase	Federal Share	Toll Credits	Total Federal Share
Y110	Bridge Formula Program (Main)	Islandwide	R / C	\$30,600,000.00	\$7,650,000.00	\$38,250,000.00
Y120	Bridge Formula Program (Off-System)	Islandwide	R / C	\$5,400,000.00	\$1,350,000.00	\$6,750,000.00
Y130	NEVI	Islandwide	PE / C	\$1,616,392.00	\$404,098.00	\$2,020,490.00
YP31	Vulnerable Road Set Aside	Islandwide	C	\$3,162,548.80	\$790,637.20	\$3,953,186.00
ZP-10	Pavement	Islandwide	C	\$7,931,720.80	\$1,982,930.20	\$9,914,651.00
ZP-10	SPR-63	Islandwide	PE	\$4,800,000.00	\$1,200,000.00	\$6,000,000.00
ZP-10	Highway Safety Improvements	Islandwide	C	\$8,351,938.40	\$2,087,984.60	\$10,439,923.00
ZP-20	Pavement	Islandwide	C	\$30,287,319.20	\$7,571,829.80	\$37,859,149.00
ZP-20	ITS	Islandwide	C	\$5,480,000.00	\$1,370,000.00	\$6,850,000.00
ZP-20	NBIS	Islandwide	D	\$6,400,000.00	\$1,600,000.00	\$8,000,000.00
ZP-30	Highway Safety Improvements	Islandwide	C	\$21,083,659.20	\$5,270,914.80	\$26,354,574.00
ZP-40	Section 154 & 164 Penalty	Islandwide	C	\$1,520,000.00	\$380,000.00	\$1,900,000.00
ZP-50	Section 154 & 164 Penalty	Islandwide	C	\$1,520,000.00	\$380,000.00	\$1,900,000.00
ZP-53	Pavement Set Aside	Islandwide	C	\$39,686,888.80	\$9,921,722.20	\$49,608,611.00
Total				\$167,840,467.20	\$41,960,116.80	\$209,800,584.00

GOVERNMENT OF PUERTO RICO  
PUERTO RICO DEPARTMENT OF TRANSPORTATION AND PUBLIC WORKS  
PUERTO RICO HIGHWAY AND TRANSPORTATION AUTHORITY  
STATEWIDE TRANSPORTATION IMPROVEMENT PROGRAM  
FISCAL YEARS 2023-2026  
AMENDMENT # 1

**Legend:**  
F - Federal Funds  
TC - Toll Credits Funds  
S - State /Local Funds  
T - Total Funds

Núm.	AC-Code / Oracle # / Fed # / Program Code	Description	Town	Phase	2023	2024	2025	2026	Total Est. Cost	Remarks			
UA>1,000,000 Population (San Juan)													
1	AC-TBD  ZP-10, ZP-20, ZP-30	Additional Funds - DTL Noise Barriers	San Juan Trujillo Alto Caguas	NEPA	F				-				
					TC				-				
					S				-				
					T				-				
				Pre-Engineering	F	-	-	-	-	-	-	-	
					TC	-	-	-	-	-	-	-	
					S								
					T	-						-	
				Design	F								
					TC								
					S								
					T								
ROW	F												
	TC												
	S												
	T												
Construction	F	2,400,000	-	-	-	2,400,000							
	TC	600,000	-	-	-	600,000							
	S												
	T	3,000,000				3,000,000							
Total Estimated Project Cost					3,000,000	-	-	-	3,000,000				
2	AC-TBD  ZP-10, ZP-20, ZP-30	Extension PR-5, from PR-199 to PR-167	Bayamon	NEPA	F				-				
					TC				-				
					S				-				
					T				-				
				Pre-Engineering	F	800,000	-	-	-	800,000			
					TC	200,000	-	-	-	200,000			
					S					-			
					T	1,000,000				1,000,000			
				Design	F						Next phase to Commence in FY 27		
					TC								
					S								
					T								
ROW	F												
	TC												
	S												
	T												
Construction	F												
	TC												
	S												
	T												
Total Estimated Project Cost					1,000,000	-	-	-	1,000,000				

\*Fund Reconciliation for each project can be found on pages FHWA-3 thru FHWA-6  
\*\*Retroactive TC will be use for projects currently under construction..

GOVERNMENT OF PUERTO RICO  
PUERTO RICO DEPARTMENT OF TRANSPORTATION AND PUBLIC WORKS  
PUERTO RICO HIGHWAY AND TRANSPORTATION AUTHORITY  
STATEWIDE TRANSPORTATION IMPROVEMENT PROGRAM  
FISCAL YEARS 2023-2026  
AMENDMENT # 1

**Legend:**  
F - Federal Funds  
TC - Toll Credits Funds  
S - State /Local Funds  
T - Total Funds

Núm.	AC-Code / Oracle # / Fed # / Program Code	Description	Town	Phase	2023		2024		2025		2026		Total Est. Cost	Remarks
3	AC-TBD  ZP-10, ZP-30	New Conector from PR-22 to Efron Avenue Int. 696	Dorado	NEPA	F								-	
					TC							-		
					S							-		
					T							-		
				Pre-Engineering	F	-	800,000					800,000		
					TC	-	200,000					200,000		
					S	-						-		
					T	-	1,000,000					1,000,000		
				Design	F							-		
					TC							-		
					S							-		
					T							-		
				ROW	F							-		Next Phase to Commence in FY 25
					TC							-		
S								-						
T								-						
Construction	F							-						
	TC							-						
	S							-						
	T							-						
Total Estimated Project Cost					-	1,000,000	-	-	-	1,000,000				
4	AC-TBD  ZP-10, ZP-20, ZP-30	Aguas Buenas New Bypass Interseccion PR-156 to PR-173	Aguas Buenas	NEPA	F								-	
					TC								-	
					S								-	
					T								-	
				Pre-Engineering	F							-		
					TC							-		
					S							-		
					T							-		
				Design	F							-		
					TC							-		
					S							-		
					T							-		
				ROW	F	-	800,000					800,000		
					TC	-	200,000					200,000		
S								-						
T	-	1,000,000						1,000,000						
Construction	F							-						
	TC							-						
	S							-						
	T							-						
Total Estimated Project Cost					-	1,000,000	-	-	-	1,000,000				

\*Fund Reconciliation for each project can be found on pages FHWA-3 thru FHWA-6  
\*\*Retroactive TC will be use for projects currently under construction..

GOVERNMENT OF PUERTO RICO  
PUERTO RICO DEPARTMENT OF TRANSPORTATION AND PUBLIC WORKS  
PUERTO RICO HIGHWAY AND TRANSPORTATION AUTHORITY  
STATEWIDE TRANSPORTATION IMPROVEMENT PROGRAM  
FISCAL YEARS 2023-2026  
AMENDMENT # 1

**Legend:**  
F - Federal Funds  
TC - Toll Credits Funds  
S - State /Local Funds  
T - Total Funds

Núm.	AC-Code / Oracle # / Fed # / Program Code	Description	Town	Phase	2023	2024	2025	2026	Total Est. Cost	Remarks
5	AC- TBD ZP-20	Noise Barriers at PR-22 Rio Hondo 2	Bayamon Toa Baja	NEPA	F				-	
					TC				-	
					S				-	
					T				-	
				Pre-Engineering	F				-	
					TC				-	
					S				-	
					T				-	
				Design	F				-	
					TC				-	
					S				-	
					T				-	
6	AC-800523 L009999523 ZP-20	Noise Barriers at PR-22 Rio Hondo 3	Bayamon Toa Baja	ROW	F				-	
					TC				-	
					S				-	
					T				-	
				Construction	F		2,400,000		2,400,000	
					TC		600,000		600,000	
					S				-	
					T		3,000,000		3,000,000	
				Total Estimated Project Cost						
6	AC-800523 L009999523 ZP-20	Noise Barriers at PR-22 Rio Hondo 3	Bayamon Toa Baja	NEPA	F				-	
					TC				-	
					S				-	
					T				-	
				Pre-Engineering	F				-	
					TC				-	
					S				-	
					T				-	
				Design	F				-	
					TC				-	
					S				-	
					T				-	
6	AC-800523 L009999523 ZP-20	Noise Barriers at PR-22 Rio Hondo 3	Bayamon Toa Baja	ROW	F				-	
					TC				-	
					S				-	
					T				-	
				Construction	F	2,103,357			2,103,357	
					TC	525,839			525,839	
					S				-	
					T	2,629,196			2,629,196	
				Total Estimated Project Cost						

\*Fund Reconciliation for each project can be found on pages FHWA-3 thru FHWA-6  
\*\*Retroactive TC will be use for projects currently under construction..

GOVERNMENT OF PUERTO RICO  
PUERTO RICO DEPARTMENT OF TRANSPORTATION AND PUBLIC WORKS  
PUERTO RICO HIGHWAY AND TRANSPORTATION AUTHORITY  
STATEWIDE TRANSPORTATION IMPROVEMENT PROGRAM  
FISCAL YEARS 2023-2026  
AMENDMENT # 1

**Legend:**  
F - Federal Funds  
TC - Toll Credits Funds  
S - State /Local Funds  
T - Total Funds

Núm.	AC-Code / Oracle # / Fed # / Program Code	Description	Town	Phase		2023	2024	2025	2026	Total Est. Cost	Remarks
7	AC- TBD ZP-20	Noise Barriers at PR-22 Rio Hondo 1	Bayamon Toa Baja	NEPA	F					-	
					TC					-	
					S					-	
					T					-	
				Pre-Engineering	F					-	
					TC					-	
					S					-	
					T					-	
				Design	F					-	
					TC					-	
					S					-	
					T					-	
ROW	F					-					
	TC					-					
	S					-					
	T					-					
Construction	F	3,201,732				3,201,732					
	TC	800,433				800,433					
	S					-					
	T	4,002,165				4,002,165					
Total Estimated Project Cost						4,002,165	-	-	-	4,002,165	
8	AC- TBD ZP-20	Cayey Connector PR-158 between Int PR-1 to PR-743	Cayey	NEPA	F						
					TC						
					S						
					T						
				Pre-Engineering	F						
					TC						
					S						
					T						
				Design	F						
					TC						
					S						
					T						
				ROW	F	-	1,600,000	-	-	1,600,000	
					TC	-	400,000	-	-	400,000	
					S					-	
					T	-	2,000,000			2,000,000	
Construction	F	-				1,784,365					
	TC	-				439,143					
	S										
	T	-				2,223,508					
Total Estimated Project Cost						-	2,000,000	-	-	4,223,508	

\*Fund Reconciliation for each project can be found on pages FHWA-3 thru FHWA-6  
\*\*Retroactive TC will be use for projects currently under construction..

GOVERNMENT OF PUERTO RICO  
PUERTO RICO DEPARTMENT OF TRANSPORTATION AND PUBLIC WORKS  
PUERTO RICO HIGHWAY AND TRANSPORTATION AUTHORITY  
STATEWIDE TRANSPORTATION IMPROVEMENT PROGRAM  
FISCAL YEARS 2023-2026  
AMENDMENT # 1

**Legend:**  
F - Federal Funds  
TC - Toll Credits Funds  
S - State /Local Funds  
T - Total Funds

Núm.	AC-Code / Oracle # / Fed # / Program Code	Description	Town	Phase		2023	2024	2025	2026	Total Est. Cost	Remarks
9	AC- TBD ZP-10	Construction of Interchange at PR-199 / PR845 Includes widening PR-845	San Juan Trujillo Alto	NEPA	F						
					TC						
				Pre-Engineering	S						
					T						
				Design	F						
					TC						
				ROW	S						
					T	-	-	80,000	-	80,000	
				Construction	F	-	-	20,000	-	20,000	
					TC	-	-	100,000	-	100,000	
10	AC- TBD ZP-10, ZP-20	Landslide PR-167 km. 7.2	Naranjito	NEPA	S						
					T						
				Pre-Engineering	F						
					TC						
				Design	S						
					T						
				ROW	F	89,148				89,148	
					TC	22,287				22,287	
				Construction	S					-	
					T	111,435				111,435	
11	AC- TBD ZP-10, ZP-20	Landslide PR-167 km. 7.2	Naranjito	NEPA	F	5,796,865				1,784,365	
					TC	1,426,643				439,143	
				Pre-Engineering	S						
					T	7,223,508				2,223,508	
				Design	F						
					TC						
				ROW	S						
					T						
				Construction	F						
					TC						
Total Estimated Project Cost						-	-	100,000	-	100,000	
12	AC- TBD ZP-10, ZP-20	Landslide PR-167 km. 7.2	Naranjito	NEPA	F						
					TC						
				Pre-Engineering	S						
					T						
				Design	F						
					TC						
				ROW	S						
					T						
				Construction	F						
					TC						
Total Estimated Project Cost											
UA > 1,000,000 Population (San Juan)											
Grand Total						17,966,304	7,000,000	100,000	-	19,189,812	

\*Fund Reconciliation for each project can be found on pages FHWA-3 thru FHWA-6  
\*\*Retroactive TC will be use for projects currently under construction..



GOVERNMENT OF PUERTO RICO  
PUERTO RICO DEPARTMENT OF TRANSPORTATION AND PUBLIC WORKS  
PUERTO RICO HIGHWAY AND TRANSPORTATION AUTHORITY  
STATEWIDE TRANSPORTATION IMPROVEMENT PROGRAM  
FISCAL YEARS 2023-2026  
AMENDMENT # 1

**Legend:**  
F - Federal Funds  
TC - Toll Credits Funds  
S - State /Local Funds  
T - Total Funds

Núm.	AC-Code / Oracle # / Fed # / Program Code	Description	Town	Phase	2023	2024	2025	2026	Total Est. Cost	Remarks
UA>200,000 Population<1,000000 (Aguadilla)										
1	AC-111133 R000111133 ER-90 - ZP-10	Additional Funds - PR-111 Km. 10.8, 5.7, 12.5 - Heavy Rain March 2012	Utuado	NEPA	F				-	
					TC				-	
					S				-	
					T				-	
				Pre-Engineering	F				-	
					TC				-	
					S				-	
					T				-	
				Design	F				-	
					TC				-	
					S				-	
					T				-	
2	AC-TBD  ZP-10, ZP-30	Improvements to Aguadilla Airport Access through PR-107, PR-110	Aguadilla	ROW	F				-	
					TC				-	
					S				-	
					T				-	
				Construction	F	2,080,000			2,080,000	
					TC	520,000			520,000	
					S				-	
					T	2,600,000			2,600,000	
				Total Estimated Project Cost					2,600,000	
					TC	2,600,000	-	-	-	2,600,000
					S				-	
					T				-	
				Pre-Engineering	F				-	
					TC				-	
					S				-	
					T				-	
				Design	F				-	
					TC				-	
					S				-	
					T				-	
				ROW	F		2,400,000		2,400,000	
					TC		600,000		600,000	
					S				-	
					T		-	3,000,000	3,000,000	
				Construction	F				-	Next Phase to comence in FY 2027
					TC				-	
					S				-	
					T				-	
				Total Estimated Project Cost					3,000,000	

\*Fund Reconciliation for each project can be found on pages FHWA-3 thru FHWA-6  
\*\*Retroactive TC will be use for projects currently under construction..

GOVERNMENT OF PUERTO RICO  
PUERTO RICO DEPARTMENT OF TRANSPORTATION AND PUBLIC WORKS  
PUERTO RICO HIGHWAY AND TRANSPORTATION AUTHORITY  
STATEWIDE TRANSPORTATION IMPROVEMENT PROGRAM  
FISCAL YEARS 2023-2026  
AMENDMENT # 1

**Legend:**  
F - Federal Funds  
TC - Toll Credits Funds  
S - State /Local Funds  
T - Total Funds

Núm.	AC-Code / Oracle # / Fed # / Program Code	Description	Town	Phase	2023	2024	2025	2026	Total Est. Cost	Remarks	
3	AC-TBD	Extension PR-22 from PR-22/PR-2 to PR-2/ PR-111 - Financial Plan	Hatillo / Aguadilla	NEPA	F					-	Next Phase to Commence in FY 2027
					TC					-	
					S					-	
					T					-	
				Pre-Engineering	F	800,000				800,000	
					TC	200,000				200,000	
					S					-	
					T	1,000,000				1,000,000	
				Design	F					-	
					TC					-	
					S					-	
					T					-	
				ROW	F					-	
					TC					-	
					S					-	
					T					-	
Construction	F					-					
	TC					-					
	S					-					
	T					-					
Total Estimated Project Cost					1,000,000	-	-	-	1,000,000		
UA>200,000 Population<1,000000 (Aguadilla)					3,600,000	-	3,000,000	-	6,600,000		

\*Fund Reconciliation for each project can be found on pages FHWA-3 thru FHWA-6  
\*\*Retroactive TC will be use for projects currently under construction..

GOVERNMENT OF PUERTO RICO  
PUERTO RICO DEPARTMENT OF TRANSPORTATION AND PUBLIC WORKS  
PUERTO RICO HIGHWAY AND TRANSPORTATION AUTHORITY  
STATEWIDE TRANSPORTATION IMPROVEMENT PROGRAM  
FISCAL YEARS 2023-2026  
AMENDMENT # 1

**Legend:**  
F - Federal Funds  
TC - Toll Credits Funds  
S - State /Local Funds  
T - Total Funds

Núm.	AC-Code / Oracle # / Fed # / Program Code	Description	Town	Phase	2023		2024	2025	2026	Total Est. Cost	Remarks
UA<200,000 Population (UZA)											
1	AC-010029 S000100029 ZP-100(11) ZP-20	Widening of PR-100 from PR-308 to PR-101	Cabo Rojo	NEPA	F					-	
					TC				-		
					S				-		
					T				-		
				Pre-Engineering	F				-		
					TC				-		
					S				-		
					T				-		
				Design	F				-		
					TC				-		
					S				-		
					T				-		
				ROW	F	120,000			120,000		
					TC	30,000			30,000		
					S	-			-		
					T	150,000			150,000		
Construction	F	-	20,000,000		20,000,000						
	TC	-	5,000,000		5,000,000						
	S	-			-						
	T	-	25,000,000		25,000,000						
Total Estimated Project Cost						150,000	25,000,000	-	-	25,150,000	
2	AC-TBD  ZP-20	PR-2 La Vita	Mayaguez	NEPA	F					-	
					TC				-		
					S				-		
					T				-		
				Pre-Engineering	F				-	PE previously obligated \$\$949,616.43	
					TC				-		
					S				-		
					T				-		
				Design	F				-		
					TC				-		
					S				-		
					T				-		
				ROW	F	800,000			800,000	\$90M has been awarded through Discretionary Funding, \$49M is pending approval from CDBG and \$41M will be provided by the state.	
					TC	200,000			200,000		
					S	-			-		
					T	1,000,000			1,000,000		
Construction	F	-			-						
	TC	-			-						
	S	-			-						
	T	-			-						
Total Estimated Project Cost						1,000,000				1,000,000	

\*Fund Reconciliation for each project can be found on pages FHWA-3 thru FHWA-6  
\*\*Retroactive TC will be use for projects currently under construction..

GOVERNMENT OF PUERTO RICO  
PUERTO RICO DEPARTMENT OF TRANSPORTATION AND PUBLIC WORKS  
PUERTO RICO HIGHWAY AND TRANSPORTATION AUTHORITY  
STATEWIDE TRANSPORTATION IMPROVEMENT PROGRAM  
FISCAL YEARS 2023-2026  
AMENDMENT # 1

**Legend:**  
F - Federal Funds  
TC - Toll Credits Funds  
S - State /Local Funds  
T - Total Funds

Núm.	AC-Code / Oracle # / Fed # / Program Code	Description	Town	Phase		2023	2024	2025	2026	Total Est. Cost	Remarks
3	AC-TBD  ZP-20	Urban Interchange at PR-2 & PR-114	Mayaguez	NEPA	F					-	Next Phase to Commence in FY 2025
					TC				-		
					S				-		
					T				-		
				Pre-Engineering	F				-		
					TC				-		
					S				-		
					T				-		
				Design	F		800,000		800,000		
					TC		200,000		200,000		
					S				-		
					T		1,000,000		1,000,000		
				ROW	F				-		
					TC				-		
					S				-		
					T				-		
Construction	F				-						
	TC				-						
	S				-						
	T				-						
Total Estimated Project Cost						-	1,000,000	-	-	1,000,000	
UA<200,000 Population (UZA)						1,150,000.00	26,000,000.00	-	-	27,150,000.00	

\*Fund Reconciliation for each project can be found on pages FHWA-3 thru FHWA-6  
\*\*Retroactive TC will be use for projects currently under construction..

GOVERNMENT OF PUERTO RICO  
PUERTO RICO DEPARTMENT OF TRANSPORTATION AND PUBLIC WORKS  
PUERTO RICO HIGHWAY AND TRANSPORTATION AUTHORITY  
STATEWIDE TRANSPORTATION IMPROVEMENT PROGRAM  
FISCAL YEARS 2023-2026  
AMENDMENT # 1

**Legend:**  
F - Federal Funds  
TC - Toll Credits Funds  
S - State /Local Funds  
T - Total Funds

Núm.	AC-Code / Oracle # / Fed # / Program Code	Description	Town	Phase	2023	2024	2025	2026	Total Est. Cost	Remarks	
1	AC-TBD	PR-10	Utuado	Rural							
				NEPA	F					-	\$550M has been approved by HUD
					TC					-	
					S					-	
					T					-	
				Pre-Engineering	F	-	1,600,000	-	-	1,600,000	
					TC	-	400,000	-	-	400,000	
					S					-	
					T	-	2,000,000			2,000,000	
				Design	F					-	
					TC					-	
					S					-	
					T					-	
				ROW	F					-	
					TC					-	
S						-					
T						-					
Construction	F					-					
	TC					-					
	S					-					
	T					-					
Total Estimated Project Cost					-	2,000,000	-	-	2,000,000		
Rural Total					-	2,000,000.00	-	-	2,000,000.00		

\*Fund Reconciliation for each project can be found on pages FHWA-3 thru FHWA-6  
\*\*Retroactive TC will be use for projects currently under construction..

GOVERNMENT OF PUERTO RICO  
PUERTO RICO DEPARTMENT OF TRANSPORTATION AND PUBLIC WORKS  
PUERTO RICO HIGHWAY AND TRANSPORTATION AUTHORITY  
STATEWIDE TRANSPORTATION IMPROVEMENT PROGRAM  
FISCAL YEARS 2023-2026  
AMENDMENT # 1

**Legend:**  
F - Federal Funds  
TC - Toll Credits Funds  
S - State /Local Funds  
T - Total Funds

Núm.	AC-Code / Oracle # / Fed # / Program Code	Description	Town	Phase	2023	2024	2025	2026	Total Est. Cost	Remarks
1	AC-TBD  ZP-10, ZP-20	Pavement Rehabilitation and Reconstruction of Roads (2023) Includes Pavement Set Aside Penalty of 38,096,064	Islandwide	NEPA	F				-	Please see Appendix C
					TC				-	
					S				-	
					T				-	
				Pre-Engineering	F				-	
					TC				-	
					S				-	
					T				-	
				Design	F				-	
					TC				-	
					S				-	
					T				-	
ROW	F				-					
	TC				-					
	S				-					
	T				-					
Construction	F	51,280,903			51,280,903					
	TC	12,820,226			12,820,226					
	S				-					
	T	64,101,129			64,101,129					
Total Estimated Project Cost					64,101,129	-	-	-	64,101,129	
2	AC-TBD  ZP-10, ZP-20	Pavement Rehabilitation and Reconstruction of Roads (2024) Includes Pavement Set Aside Penalty of \$41,759,147	Islandwide	NEPA	F				-	Please see Appendix C
					TC				-	
					S				-	
					T				-	
				Pre-Engineering	F				-	
					TC				-	
					S				-	
					T				-	
				Design	F				-	
					TC				-	
					S				-	
					T				-	
ROW	F				-					
	TC				-					
	S				-					
	T				-					
Construction	F		52,195,476		52,195,476					
	TC		13,048,869		13,048,869					
	S				-					
	T		65,244,345		65,244,345					
Total Estimated Project Cost					-	65,244,345	-	-	65,244,345	

\*Fund Reconciliation for each project can be found on pages FHWA-3 thru FHWA-6  
\*\*Retroactive TC will be use for projects currently under construction..

GOVERNMENT OF PUERTO RICO  
PUERTO RICO DEPARTMENT OF TRANSPORTATION AND PUBLIC WORKS  
PUERTO RICO HIGHWAY AND TRANSPORTATION AUTHORITY  
STATEWIDE TRANSPORTATION IMPROVEMENT PROGRAM  
FISCAL YEARS 2023-2026  
AMENDMENT # 1

**Legend:**  
F - Federal Funds  
TC - Toll Credits Funds  
S - State /Local Funds  
T - Total Funds

Núm.	AC-Code / Oracle # / Fed # / Program Code	Description	Town	Phase	2023	2024	2025	2026	Total Est. Cost	Remarks
3	AC-TBD  ZP-10, ZP-20	Pavement Rehabilitation and Reconstruction of Roads (2025) Includes Pavement Set Aside Penalty of \$45,625,008	Islandwide	NEPA	F				-	
					TC				-	
					S				-	
					T				-	
				Pre-Engineering	F				-	
					TC				-	
					S				-	
					T				-	
				Design	F				-	
					TC				-	
					S				-	
					T				-	
4	AC-TBD  ZP-10, ZP-20	Pavement Rehabilitation and Reconstruction of Roads (2026) Includes Pavement Set Aside Penalty of \$49,608,611	Islandwide	ROW	F				-	
					TC				-	
					S				-	
					T				-	
				Construction	F		75,999,529		75,999,529	
					TC		18,999,882		18,999,882	Please see Appendix C
					S				-	
					T		94,999,411		94,999,411	
				Total Estimated Project Cost					-	-
									94,999,411	94,999,411
				NEPA	F				-	
					TC				-	
					S				-	
					T				-	
4	AC-TBD  ZP-10, ZP-20	Pavement Rehabilitation and Reconstruction of Roads (2026) Includes Pavement Set Aside Penalty of \$49,608,611	Islandwide	Pre-Engineering	F				-	
					TC				-	
					S				-	
					T				-	
				Design	F				-	
					TC				-	
					S				-	
					T				-	
				ROW	F				-	
					TC				-	
					S				-	
					T				-	
4	AC-TBD  ZP-10, ZP-20	Pavement Rehabilitation and Reconstruction of Roads (2026) Includes Pavement Set Aside Penalty of \$49,608,611	Islandwide	Construction	F			77,905,929	77,905,929	
					TC			19,476,482	19,476,482	Please see Appendix C
					S				-	
					T			97,382,411	97,382,411	
				Total Estimated Project Cost					-	-
									97,382,411	97,382,411

\*Fund Reconciliation for each project can be found on pages FHWA-3 thru FHWA-6  
\*\*Retroactive TC will be use for projects currently under construction..

GOVERNMENT OF PUERTO RICO  
PUERTO RICO DEPARTMENT OF TRANSPORTATION AND PUBLIC WORKS  
PUERTO RICO HIGHWAY AND TRANSPORTATION AUTHORITY  
STATEWIDE TRANSPORTATION IMPROVEMENT PROGRAM  
FISCAL YEARS 2023-2026  
AMENDMENT # 1

**Legend:**  
F - Federal Funds  
TC - Toll Credits Funds  
S - State /Local Funds  
T - Total Funds

Núm.	AC-Code / Oracle # / Fed # / Program Code	Description	Town	Phase		2023	2024	2025	2026	Total Est. Cost	Remarks
5	AC-TBD  ZP-10	SPR-60 - State Planning and Research Program (2023)	Islandwide	NEPA	F					-	
					TC					-	
					S					-	
					T					-	
				Planning	F	4,800,000				4,800,000	
					TC	1,200,000				1,200,000	
					S					-	
					T	6,000,000				6,000,000	
				Design	F					-	
					TC					-	
					S					-	
					T					-	
				ROW	F					-	
					TC					-	
S						-					
T						-					
Construction	F					-					
	TC					-					
	S					-					
	T					-					
Total Estimated Project Cost						6,000,000	-	-	-	6,000,000	
6	AC-TBD  ZP-10	SPR-61 - State Planning and Research Program (2024)	Islandwide	NEPA	F					-	
					TC					-	
					S					-	
					T					-	
				Planning	F		4,000,000			4,000,000	
					TC		1,000,000			1,000,000	
					S					-	
					T		5,000,000			5,000,000	
				Design	F					-	
					TC					-	
					S					-	
					T					-	
				ROW	F					-	
					TC					-	
S						-					
T						-					
Construction	F					-					
	TC					-					
	S					-					
	T					-					
Total Estimated Project Cost						-	5,000,000	-	-	5,000,000	

\*Fund Reconciliation for each project can be found on pages FHWA-3 thru FHWA-6  
\*\*Retroactive TC will be use for projects currently under construction..



GOVERNMENT OF PUERTO RICO  
PUERTO RICO DEPARTMENT OF TRANSPORTATION AND PUBLIC WORKS  
PUERTO RICO HIGHWAY AND TRANSPORTATION AUTHORITY  
STATEWIDE TRANSPORTATION IMPROVEMENT PROGRAM  
FISCAL YEARS 2023-2026  
AMENDMENT # 1

**Legend:**  
F - Federal Funds  
TC - Toll Credits Funds  
S - State /Local Funds  
T - Total Funds

Núm.	AC-Code / Oracle # / Fed # / Program Code	Description	Town	Phase		2023	2024	2025	2026	Total Est. Cost	Remarks
7	AC-TBD  ZP-10	SPR-62 - State Planning and Research Program (2025)	Islandwide	NEPA	F					-	
					TC					-	
					S					-	
					T					-	
				Planning	F			4,800,000		4,800,000	
					TC			1,200,000		1,200,000	
					S					-	
					T			6,000,000		6,000,000	
				Design	F					-	
					TC					-	
					S					-	
					T					-	
				ROW	F					-	
					TC					-	
S						-					
T						-					
Construction	F					-					
	TC					-					
	S					-					
	T					-					
Total Estimated Project Cost				- #	-	-	6,000,000	-	6,000,000		
8	AC-TBD  ZP-10	SPR-63 - State Planning and Research Program (2026)	Islandwide	NEPA	F					-	
					TC					-	
					S					-	
					T					-	
				Planning	F				4,800,000	4,800,000	
					TC				1,200,000	1,200,000	
					S					-	
					T				6,000,000	6,000,000	
				Design	F					-	
					TC					-	
					S					-	
					T					-	
				ROW	F					-	
					TC					-	
S						-					
T						-					
Construction	F					-					
	TC					-					
	S					-					
	T					-					
Total Estimated Project Cost					-	-	-	6,000,000	6,000,000		

\*Fund Reconciliation for each project can be found on pages FHWA-3 thru FHWA-6  
\*\*Retroactive TC will be use for projects currently under construction..

GOVERNMENT OF PUERTO RICO  
PUERTO RICO DEPARTMENT OF TRANSPORTATION AND PUBLIC WORKS  
PUERTO RICO HIGHWAY AND TRANSPORTATION AUTHORITY  
STATEWIDE TRANSPORTATION IMPROVEMENT PROGRAM  
FISCAL YEARS 2023-2026  
AMENDMENT # 1

**Legend:**  
F - Federal Funds  
TC - Toll Credits Funds  
S - State /Local Funds  
T - Total Funds

Núm.	AC-Code / Oracle # / Fed # / Program Code	Description	Town	Phase	2023		2024		2025		2026		Total Est. Cost	Remarks	
9	AC-TBD  ZP-10, ZP-20 Y110, Y120	Rehabilitation, Replacement and Critical Bridges Funding to be provided by the Bridge Formula Program under the Bipartisan Infrastructure Law	Islandwide	NEPA	F								-	See Appendix A for Project List	
					TC							-			
					S							-			
					T							-			
				Pre-Engineering	F								-		
					TC								-		
					S								-		
					T								-		
				Design	F										-
					TC										-
					S										-
					T										-
				ROW	F	160,000	140,000	1,981,914	88,651	2,370,565					
					TC	40,000	35,000	495,478	22,163	592,641					
					S										
					T	200,000	175,000	2,477,392	110,814	2,963,206					
Construction	F	12,182,402	17,257,594	22,869,701	27,559,290	79,868,986									
	TC	3,045,600	4,314,398	5,717,425	6,889,822	19,967,246									
	S														
	T	15,228,002	21,571,992	28,587,126	34,449,112	99,836,232									
Total Estimated Project Cost					15,428,002	21,746,992	31,064,518	34,559,926	102,799,438						
10	AC-TBD  ZP-10, ZP-20 Y110, Y120	Systematic Bridges Preservation Program - Funding to be provided under the Bridge Formula Program under the Bipartisan Infrastructure Law	Islandwide	NEPA	F								-	Please See Appendix A for Project List	
					TC								-		
					S								-		
					T								-		
				Pre-Engineering	F										-
					TC										-
					S										-
					T								-		
				Design	F										-
					TC										-
					S										-
					T								-		
				ROW	F		48,000	80,000	20,382	148,382					
					TC		12,000	20,000	5,096	37,096					
					S										
					T		60,000	100,000	25,478	185,478					
Construction	F	23,657,598	18,554,406	11,068,386	8,331,676	61,612,066									
	TC	5,914,400	4,638,602	2,767,096	2,082,919	15,403,017									
	S														
	T	29,571,998	23,193,008	13,835,482	10,414,595	77,015,083									
					29,571,998	23,253,008	13,935,482	10,440,073	77,200,561						

\*Fund Reconciliation for each project can be found on pages FHWA-3 thru FHWA-6  
\*\*Retroactive TC will be use for projects currently under construction..

GOVERNMENT OF PUERTO RICO  
PUERTO RICO DEPARTMENT OF TRANSPORTATION AND PUBLIC WORKS  
PUERTO RICO HIGHWAY AND TRANSPORTATION AUTHORITY  
STATEWIDE TRANSPORTATION IMPROVEMENT PROGRAM  
FISCAL YEARS 2023-2026  
AMENDMENT # 1

**Legend:**  
F - Federal Funds  
TC - Toll Credits Funds  
S - State /Local Funds  
T - Total Funds

Núm.	AC-Code / Oracle # / Fed # / Program Code	Description	Town	Phase		2023	2024	2025	2026	Total Est. Cost	Remarks
11	AC_TBD  ZP-20	Bridge Inventory System NBIS 39	Islandwide	NEPA	F					-	
					TC					-	
					S					-	
					T					-	
				Pre-Engineering	F					-	
					TC					-	
					S					-	
					T					-	
				Design	F	6,400,000				6,400,000	
					TC	1,600,000				1,600,000	
					S					-	
					T	8,000,000				8,000,000	
				ROW	F					-	
					TC					-	
S						-					
T						-					
Construction	F					-					
	TC					-					
	S					-					
	T					-					
Total Estimated Project Cost						8,000,000	-	-	-	8,000,000	
12	AC-TBD  ZP-20	Bridge Inventory System NBIS 40	Islandwide	NEPA	F					-	
					TC					-	
					S					-	
					T					-	
				Pre-Engineering	F					-	
					TC					-	
					S					-	
					T					-	
				Design	F		6,400,000			6,400,000	
					TC		1,600,000			1,600,000	
					S					-	
					T		8,000,000			8,000,000	
				ROW	F					-	
					TC					-	
S						-					
T						-					
Construction	F					-					
	TC					-					
	S					-					
	T					-					
Total Estimated Project Cost						-	8,000,000	-	-	8,000,000	

\*Fund Reconciliation for each project can be found on pages FHWA-3 thru FHWA-6  
\*\*Retroactive TC will be use for projects currently under construction..

GOVERNMENT OF PUERTO RICO  
PUERTO RICO DEPARTMENT OF TRANSPORTATION AND PUBLIC WORKS  
PUERTO RICO HIGHWAY AND TRANSPORTATION AUTHORITY  
STATEWIDE TRANSPORTATION IMPROVEMENT PROGRAM  
FISCAL YEARS 2023-2026  
AMENDMENT # 1

**Legend:**  
F - Federal Funds  
TC - Toll Credits Funds  
S - State /Local Funds  
T - Total Funds

Núm.	AC-Code / Oracle # / Fed # / Program Code	Description	Town	Phase		2023	2024	2025	2026	Total Est. Cost	Remarks
13	AC-TBD  ZP-20	Bridge Inventory System NBIS 41	Islandwide	NEPA	F					-	
					TC				-		
					S				-		
					T				-		
				Pre-Engineering	F				-		
					TC				-		
					S				-		
					T				-		
				Design	F			6,400,000	6,400,000		
					TC			1,600,000	1,600,000		
					S				-		
					T			8,000,000	8,000,000		
				ROW	F				-		
					TC				-		
					S				-		
					T				-		
Construction	F				-						
	TC				-						
	S				-						
	T				-						
Total Estimated Project Cost						-	-	8,000,000	-	8,000,000	
14	AC-TBD  ZP-20	Bridge Inventory System NBIS 42	Islandwide	NEPA	F					-	
					TC				-		
					S				-		
					T				-		
				Pre-Engineering	F				-		
					TC				-		
					S				-		
					T				-		
				Design	F				6,400,000	6,400,000	
					TC				1,600,000	1,600,000	
					S				-		
					T			8,000,000	8,000,000		
				ROW	F				-		
					TC				-		
					S				-		
					T				-		
Construction	F				-						
	TC				-						
	S				-						
	T				-						
Total Estimated Project Cost						-	-	-	8,000,000	8,000,000	

\*Fund Reconciliation for each project can be found on pages FHWA-3 thru FHWA-6  
\*\*Retroactive TC will be use for projects currently under construction..

GOVERNMENT OF PUERTO RICO  
PUERTO RICO DEPARTMENT OF TRANSPORTATION AND PUBLIC WORKS  
PUERTO RICO HIGHWAY AND TRANSPORTATION AUTHORITY  
STATEWIDE TRANSPORTATION IMPROVEMENT PROGRAM  
FISCAL YEARS 2023-2026  
AMENDMENT # 1

**Legend:**  
F - Federal Funds  
TC - Toll Credits Funds  
S - State /Local Funds  
T - Total Funds

Núm.	AC-Code / Oracle # / Fed # / Program Code	Description	Town	Phase		2023	2024	2025	2026	Total Est. Cost	Remarks				
15	AC-TBD  ZP-10, ZP-20	Intelligent Transportation System (ITS)	Islandwide	NEPA	F					-					
					TC					-					
					S					-					
				Pre-Engineering	T						-				
					F					-					
					TC					-					
				Design	S					-					
					T					-					
					F					-					
				ROW	TC					-					
					S					-					
					T					-					
Construction	F	5,480,000	5,480,000	5,480,000	5,480,000	21,920,000	Please See Appendix D for Project List								
	TC	1,370,000	1,370,000	1,370,000	1,370,000	5,480,000									
	S					-									
T	6,850,000	6,850,000	6,850,000	6,850,000	27,400,000										
Total Estimated Project Cost						6,850,000	6,850,000	6,850,000	6,850,000	27,400,000					
16	AC-TBD  ZP-10, ZP-20, ZP-30 ZP-40, ZP-50 YP31	Highway Safety Improvements - Includes Puerto Rico Section 154 and 164 Penalty of \$3,800,000 (HSIP-Eligible Activities) & Vulnerable Roads	Islandwide	NEPA	F					-					
					TC					-					
					S					-					
				Pre-Engineering	T					-					
					F					-					
					TC					-					
				Design	S					-					
					T					-					
					F				-	-					
				ROW	TC					-					
					S					-					
					T					-					
				Construction	F	37,377,039	29,497,792	32,740,906	35,638,146	135,253,884	Please See Appendix B for Project List				
					TC	9,344,260	7,374,448	8,185,227	8,909,537	33,813,471					
					S					-					
				T	46,721,299	36,872,240	40,926,133	44,547,683	169,067,355						
										46,721,299	36,872,240	40,926,133	44,547,683	169,067,355	

\*Fund Reconciliation for each project can be found on pages FHWA-3 thru FHWA-6  
\*\*Retroactive TC will be use for projects currently under construction..

GOVERNMENT OF PUERTO RICO  
PUERTO RICO DEPARTMENT OF TRANSPORTATION AND PUBLIC WORKS  
PUERTO RICO HIGHWAY AND TRANSPORTATION AUTHORITY  
STATEWIDE TRANSPORTATION IMPROVEMENT PROGRAM  
FISCAL YEARS 2023-2026  
AMENDMENT # 1

**Legend:**  
F - Federal Funds  
TC - Toll Credits Funds  
S - State /Local Funds  
T - Total Funds

Núm.	AC-Code / Oracle # / Fed # / Program Code	Description	Town	Phase					Total Est. Cost	Remarks	
					2023	2024	2025	2026			
17	AC-TBD  Y130	National Electric Vehicle Infrastructure (NEVI)	Islandwide	NEPA	F					-	
					TC					-	
					S					-	
					T					-	
				Pre-Engineering	F					-	
					TC					-	
					S					-	
					T					-	
				Design	F					-	
					TC					-	
					S					-	
					T					-	
ROW	F					-					
	TC					-					
	S					-					
	T					-					
Construction	F	3,719,749	1,616,392	1,616,392	1,616,392	8,568,925					
	TC	929,937	404,098	404,098	404,098	2,142,231	FY 2022 - 2,915,577				
	S	-	-	-	-	-	FY 2023 - 2,020,490				
	T	4,649,686	2,020,490	2,020,490	2,020,490	10,711,156					
Total Estimated Project Cost					4,649,686	2,020,490	2,020,490	2,020,490	10,711,156		
Islandwide Total					181,608,495	168,987,075	203,796,034	209,800,583	763,905,806		

\*Fund Reconciliation for each project can be found on pages FHWA-3 thru FHWA-6  
\*\*Retroactive TC will be use for projects currently under construction..

GOVERNMENT OF PUERTO RICO  
PUERTO RICO DEPARTMENT OF TRANSPORTATION AND PUBLIC WORKS  
PUERTO RICO HIGHWAY AND TRANSPORTATION AUTHORITY  
STATEWIDE TRANSPORTATION IMPROVEMENT PROGRAM  
FISCAL YEARS 2023-2026  
EARMARK

Legend:  
F - Federal Funds  
TC - Toll Credits Funds  
S - State /Local Funds  
T - Total Funds

AC-Code / Oracle		Description	Town	Phase	Fed. Past Obligations / Locally Funded					Future Investment	Total Est. Cost	Remarks			
Núm.	# / Fed # / Program Code					2023	2024	2025	2026						
1	AC-TBD Earmark	Reconstruction PR-181 km. 38.6 - 55.0	Gurabo	NEPA	F	-	-	-	-	-	-	-			
					TC	-	-	-	-	-	-	-			
					S	-	-	-	-	-	-	-			
					T	-	-	-	-	-	-	-			
				Pre-Engineering	F	-	-	-	-	-	-	-	-	-	
					TC	-	-	-	-	-	-	-	-	-	
					S	-	-	-	-	-	-	-	-	-	
					T	-	-	-	-	-	-	-	-	-	
				Design	F	-	-	-	-	-	-	-	-	-	
					TC	-	-	-	-	-	-	-	-	-	
					S	-	-	-	-	-	-	-	-	-	
					T	-	-	-	-	-	-	-	-	-	
				ROW	F	-	-	-	-	-	-	-	-	-	
					TC	-	-	-	-	-	-	-	-	-	
					S	-	-	-	-	-	-	-	-	-	
					T	-	-	-	-	-	-	-	-	-	
				Construction	F	-	3,840,000	-	-	-	-	-	-	3,840,000	
					TC	-	-	-	-	-	-	-	-	-	
					S	-	960,000	-	-	-	-	-	-	960,000	
					T	-	4,800,000	-	-	-	-	-	-	4,800,000	
Total Estimated Project Cost					-	4,800,000	-	-	-	-	4,800,000				
2	AC-TBD Earmark	Connector Phase 2 PR-122 from PR-321 to PR-166	Lajas San German	NEPA	F	-	-	-	-	-	-	-			
					TC	-	-	-	-	-	-	-	-	-	
					S	-	-	-	-	-	-	-	-	-	
					T	-	-	-	-	-	-	-	-	-	
				Pre-Engineering	F	-	-	-	-	-	-	-	-	-	
					TC	-	-	-	-	-	-	-	-	-	
					S	-	-	-	-	-	-	-	-	-	
					T	-	-	-	-	-	-	-	-	-	
				Design	F	-	-	-	-	-	-	-	-	-	
					TC	-	-	-	-	-	-	-	-	-	
					S	-	-	-	-	-	-	-	-	-	
					T	-	-	-	-	-	-	-	-	-	
				ROW	F	-	-	-	-	-	-	-	-	-	
					TC	-	-	-	-	-	-	-	-	-	
					S	-	-	-	-	-	-	-	-	-	
					T	-	-	-	-	-	-	-	-	-	
				Construction	F	-	2,400,000	-	-	-	-	-	-	2,400,000	
					TC	-	-	-	-	-	-	-	-	-	
					S	-	600,000	-	-	-	-	-	-	600,000	
					T	-	3,000,000	-	-	-	-	-	-	3,000,000	
Total Estimated Project Cost					-	3,000,000	-	-	-	-	3,000,000				

GOVERNMENT OF PUERTO RICO  
PUERTO RICO DEPARTMENT OF TRANSPORTATION AND PUBLIC WORKS  
PUERTO RICO HIGHWAY AND TRANSPORTATION AUTHORITY  
STATEWIDE TRANSPORTATION IMPROVEMENT PROGRAM  
FISCAL YEARS 2023-2026  
ISLANDWIDE EMERGENCY RELIEF PROJECT - HEAVY RAINS OF MARCH 2012

Legend:  
F - Federal Funds  
TC - Toll Credits Funds  
S - State /Local Funds  
T - Total Funds

Núm.	AC-Code / Oracle # / Fed # / Program Code	Description	Town	Phase	Fed. Past Obligations / Locally Funded	2023	2024	2025	2026	Future Investment	Total Est. Cost	Remarks
1	AC-111133 R000111133 ER-90	Reconstruction PR-111 kms. 10.8, 5.7, 12.5	Utuado	NEPA	F	-	-	-	-	-	-	Project Obligated. Additional funding is being requested under FY 23 Regular Funding
					TC	-	-	-	-	-	-	
					S	-	-	-	-	-	-	
					T	-	-	-	-	-	-	
				Pre-Engineering	F	-	-	-	-	-	-	
					TC	-	-	-	-	-	-	
					S	-	-	-	-	-	-	
					T	-	-	-	-	-	-	
				Design	F	-	-	-	-	-	-	
					TC	-	-	-	-	-	-	
					S	-	-	-	-	-	-	
					T	-	-	-	-	-	-	
				ROW	F	-	-	-	-	-	-	
					TC	-	-	-	-	-	-	
					S	-	-	-	-	-	-	
					T	-	-	-	-	-	-	
				Construction	F	-	2,080,000	-	-	-	-	
					TC	-	520,000	-	-	-	-	
					S	-	-	-	-	-	-	
					T	-	2,600,000	-	-	-	-	
Total Estimated Project Cost					-	2,600,000	-	-	-	2,600,000		



GOVERNMENT OF PUERTO RICO  
PUERTO RICO DEPARTMENT OF TRANSPORTATION AND PUBLIC WORKS  
PUERTO RICO HIGHWAY AND TRANSPORTATION AUTHORITY  
STATEWIDE TRANSPORTATION IMPROVEMENT PROGRAM  
FISCAL YEARS 2023-2026  
FEDERAL LANDS AGREEMENT

**Legend:**  
F - Federal Funds  
TC - Toll Credits Funds  
S - State /Local Funds  
T - Total Funds

Núm.	AC-Code / Oracle # / Fed # / Program Code	Description	Town	Phase	Fed. Past Obligations / Locally Funded	STIP Fiscal Year				Future Investment	Total Est. Cost	Remarks
						2023	2024	2025	2026			
1	PR ERFO FS 2017-1(1) LC	El Yunque National Forest - Emergency Landslide Repairs	Rio Grande	Construction	F	-	2,000,000	-	-	-	-	2,000,000
					TC	-	-	-	-	-	-	-
					S	-	-	-	-	-	-	-
					T	-	2,000,000	-	-	-	-	2,000,000
2	PR ERFO FS 2017-1(2) LC	El Yunque National Forest - Emergency Repairs at PR-930	Rio Grande	Construction	F	-	2,200,000	-	-	-	-	2,200,000
					TC	-	-	-	-	-	-	-
					S	-	-	-	-	-	-	-
					T	-	2,200,000	-	-	-	-	2,200,000
3	PR FEMA 2017-1(10)	PRHTA - FEMA Branch 3 - Contract 1	Islandwide	Construction	F	-	5,000,000	-	-	-	-	5,000,000
					TC	-	-	-	-	-	-	-
					S	-	-	-	-	-	-	-
					T	-	5,000,000	-	-	-	-	5,000,000
4	PR-FEMA 2017-1(12)	PRHTA - FEMA Branch 4 - Contract 2	Islandwide	Construction	F	-	5,000,000	-	-	-	-	5,000,000
					TC	-	-	-	-	-	-	-
					S	-	-	-	-	-	-	-
					T	-	5,000,000	-	-	-	-	5,000,000
5	PR-FEMA 2017-1(14)	PRHTA - FEMA Branch 2 - Contract 3	Islandwide	Construction	F	-	4,000,000	-	-	-	-	4,000,000
					TC	-	-	-	-	-	-	-
					S	-	-	-	-	-	-	-
					T	-	4,000,000	-	-	-	-	4,000,000
6	PR-FEMA 2017-1(16)	PRHTA - FEMA Branch 4 - Contract 3	Islandwide	Construction	F	-	4,000,000	-	-	-	-	4,000,000
					TC	-	-	-	-	-	-	-
					S	-	-	-	-	-	-	-
					T	-	4,000,000	-	-	-	-	4,000,000
7	PR-FEMA 2017-1(8)	PRHTA - FEMA Branch 2 - Contract 1	Islandwide	Construction	F	-	5,000,000	-	-	-	-	5,000,000
					TC	-	-	-	-	-	-	-
					S	-	-	-	-	-	-	-
					T	-	5,000,000	-	-	-	-	5,000,000
8	PR-FLAP LAJAS LCA(1)	Rehabilitate the only Vehicular Entrance to Laguna Cartegana NWR & Replace a section of guardrail	Los Llanos	Design	F	-	125,000	-	-	-	-	125,000
					TC	-	-	-	-	-	-	-
					S	-	-	-	-	-	-	-
					T	-	125,000	-	-	-	-	125,000
9	PR FS ROUTE 10 STORM DAMAGE	El Yunque - Pavement & Drainage Repair 0.5 miles from the intersection with PR- 191 to an existing observation	Rio Grande	Design	F	-	1,500,000	-	-	-	-	1,500,000
					TC	-	-	-	-	-	-	-
					S	-	-	-	-	-	-	-
					T	-	1,500,000	-	-	-	-	1,500,000
10	PR FS ROUTE 27 STORM DAMAGE	El Yunque - Landslide and Culvert Repairs starting at the Int. with FS Route 930 to 3.2 miles southeast	Rio Grande	Construction	F	-	130,000	-	-	-	-	130,000
					TC	-	-	-	-	-	-	-
					S	-	-	-	-	-	-	-
					T	-	130,000	-	-	-	-	130,000

GOVERNMENT OF PUERTO RICO  
PUERTO RICO DEPARTMENT OF TRANSPORTATION AND PUBLIC WORKS  
PUERTO RICO HIGHWAY AND TRANSPORTATION AUTHORITY  
STATEWIDE TRANSPORTATION IMPROVEMENT PROGRAM  
FISCAL YEARS 2023-2026  
FEDERAL LANDS AGREEMENT

**Legend:**  
F - Federal Funds  
TC - Toll Credits Funds  
S - State /Local Funds  
T - Total Funds

Núm.	AC-Code / Oracle # / Fed # / Program Code	Description	Town	Phase	Fed. Past Obligations / Locally Funded	STIP Fiscal Year				Future Investment	Total Est. Cost	Remarks
						2023	2024	2025	2026			
11	PR ST FEMA PR (1)	Design of Permanent Repairs in Puerto Rico funded by FEMA	Islandwide	Design	F	-	36,000,000	-	-	-	36,000,000	
					TC	-	-	-	-	-	-	
					S	-	-	-	-	-	-	
					T	-	-	-	-	-	-	
						36,000,000					36,000,000	
12	RPR ERFO FS 2017-1(3)	El Yunque - Repair storm damage at 43 sites on PR-191 & 3 sites on PR-9938	Rio Grande	Design	F	-	1,000,000	-	-	-	1,000,000	
					TC	-	-	-	-	-	-	
					S	-	-	-	-	-	-	
					T	-	-	-	-	-	-	
							10,000,000				10,000,000	
13	PR04	Repairs to Slope Failures in PR-9966 / PRDOT El Yunque National Forest	Rio Grande	Design	F	-	833,326.50	-	-	-	833,326.50	
					TC	-	-	-	-	-	-	
					S	-	-	-	-	-	-	
					T	-	-	-	-	-	-	
						833,326.50					833,326.50	

ADDITIONAL BRIDGE CONSTRUCTION PROJECTS TO BE WORKED FOR ALL BRIDGE PROGRAMS*							
Bridge ID	Road	Km	Feature Intersected	Municipality	Project Type	Bridge Rehabilitation and Replacement	Bridge Preservation
177	PR 14	63.30	MATON RIVER	CAYEY	PERMANENT	\$6,000,000.00	
181	PR 15	1.04	GUAMANI RIVER	GUAYAMA	PERMANENT	\$1,507,275.00	
335	PR 155	50.20	MOROVIS RIVER	MOROVIS	PERMANENT	\$2,000,000.00	
376	PR-167	13.70	CANCEL CREEK	BAYAMON	PERMANENT	\$3,000,000.00	
512	PR 676	7.10	CIBUCO RIVER	VEGA BAJA	PERMANENT	\$2,000,000.00	
1008	PR 18	2.60	PR 17 PIÑERO AVENUE	SAN JUAN	PERMANENT	\$15,175,000.00	
1012	PR 18	2.60	DOMENECH STREET	SAN JUAN	PERMANENT	\$11,275,000.00	
1016	PR 18	1.15	PR 23 (ROOSEVELT AV.)	SAN JUAN	PERMANENT	\$17,093,606.46	
1073	PR-52 NORTHBOUND	95.20	PR-506 KM 1.5	PONCE	PERMANENT	\$1,662,392.22	
1074	PR-52 SOUTHBOUND	95.20	PR-506 KM 1.5	PONCE	PERMANENT	\$1,662,392.22	
1085	PR-163 WESTBOUND	1.30	PORTUGUES RIVER	PONCE	PERMANENT	\$4,000,000.00	
1086	PR 163 EASTBOUND	1.30	PORTUGUES RIVER	PONCE	PERMANENT	\$4,000,000.00	
1112	OFF PR 4484	0.20	DEPRESSION	QUEBRADILLAS	PERMANENT	\$4,640,000.00	
1125	OFF PR 372	0.30	DUEY RIVER	YAUCO	PERMANENT	\$3,960,000.00	
1140	PR-52 NORTHBOUND	92.50	JACAGUAS RIVER	JUANA DIAZ	PERMANENT	\$5,450,457.34	
1141	PR-52 SOUTHBOUND	92.40	JACAGUAS RIVER	JUANA DIAZ	PERMANENT	\$5,450,457.34	
1225	PR-52 NORTHBOUND	67.00	LOCAL ACCESS ROAD	SALINAS	PERMANENT		\$425,318.40
1228	PR-52 SOUTHBOUND	66.60	NIGUA RIVER	SALINAS	PERMANENT	\$3,264,000.00	
1232	PR-52 NORTHBOUND	66.20	PR-1	SALINAS	PERMANENT	\$1,591,833.60	
1233	PR-52 SOUTHBOUND	66.20	PR-1	SALINAS	PERMANENT	\$1,611,302.40	
1251	PR 52 SOUTHBOUND	1.00	PR 177	SAN JUAN	PERMANENT	\$6,000,000.00	
1259	PR-52 SOUTHBOUND	15.10	PR-52	SAN JUAN	PERMANENT	\$6,283,008.00	
1351	LOCAL ROAD	0.05	CUBUY RIVER	CANOVANAS	PERMANENT	\$3,300,000.00	
1377	RURAL LOCAL ROAD	0.01	CUBUY RIVER	CANOVANAS	PERMANENT	\$2,000,000.00	
1772	PR 167	9.10	LA PLATA RIVER	BAYAMON	PERMANENT	\$12,288,761.10	
1819	PR-181	5.50	GRANDE DE LOIZA RIVER	TRUJILLO ALTO	PERMANENT	\$7,677,619.20	
1849	PERIFERAL ST.	0.40	PR-20 (MRTNZ. NADAL EXP)	GUAYNABO	PERMANENT	\$3,000,000.00	
1932	PR-60	1.70	LOCAL ROAD & MABU CREEK	HUMACAO	PERMANENT	\$26,173,442.10	
1951	OFF PR 704	2.00	OBISPO CREEK	COAMO	PERMANENT	\$3,300,000.00	
2012	PR 18	4.70	CHARDON STREET	SAN JUAN	PERMANENT	\$18,225,000.00	
2036	PR-52 SOUTHBOUND	48.70	DEPRESSION	CAYEY	PERMANENT	\$9,500,000.00	
2037	PR-52 NORTHBOUND	48.70	DEPRESSION	CAYEY	PERMANENT	\$7,000,000.00	
2056	PR-52 SOUTHBOUND	57.40	MAJADAS RIVER & PR-712	SALINAS	PERMANENT	\$5,000,000.00	
2059	PR-52 NORTHBOUND	57.40	MAJADAS RIVER & PR-712	SALINAS	PERMANENT	\$5,000,000.00	
2150	ACUARIO STREET	0.01	SAN JOSE LAGOON CHANNEL	CAROLINA	PERMANENT	\$5,000,000.00	
2151	LUNA STREET	0.01	SAN JOSE LAGOON CHANNEL	CAROLINA	PERMANENT	\$5,000,000.00	
2179	FLO. ROMERO ST.	0.00	CREEK	CAGUAS	PERMANENT	\$1,650,000.00	
2249	PR-149	67.50	LA JOYA CREEK	PONCE	PERMANENT	\$2,021,760.00	
2254	OFF PR 173	0.10	HONDA CREEK	AIBONITO	PERMANENT	\$1,650,000.00	
2269	PR-52	106.10	PORTUGUES RIVER	PONCE	PERMANENT	\$21,997,440.00	
2392	OFF PR 191	1.10	WATERWAY	NAGUABO	PERMANENT	\$3,300,000.00	
2550	OFF PR 535	0.10	CA&#165;AS RIVER	JUANA DIAZ	PERMANENT	\$2,000,000.00	
2553	OFF PR 765	0.16	BLANCA CREEK	SAN LORENZO	PERMANENT	\$1,650,000.00	
2573	OFF PR 372	0.20	DUEY RIVER	YAUCO	PERMANENT	\$1,650,000.00	
2588	OFF PR 184	0.10	GRANDE DE PATILLAS RIVER	PATILLAS	PERMANENT	\$3,500,000.00	
2627	OFF PR 788	0.10	UNKNOWN CREEK	SAN LORENZO	PERMANENT	\$1,040,000.00	
2631	OFF PR 123	48.10	ADJUNTAS RIVER	UTUADO	PERMANENT	\$2,000,000.00	
2709	OFF 348 @ KM 1.2	1.20	BRUJO RIVER	SAN GERMAN	PERMANENT	\$2,000,000.00	
2736	PR-7736	0.10	PLATA CREEK	CAYEY	PERMANENT	\$2,000,000.00	
2749	LOCAL ROAD	1.28	MATON RIVER	CAYEY	PERMANENT	\$2,000,000.00	
2860	LAS LOZAS STREET	0.20	CAMUY RIVER	UTUADO	PERMANENT	\$3,960,000.00	
2952	OFF PR-157 AT 2.20	0.48	RIACHUELOS RIVER	OROCOVIS	PERMANENT	\$600,000.00	
3015	Off PR-3 Km.153.20	10,000.00	Unnamed Creek	SALINAS	PERMANENT	\$1,040,000.00	
3051	Off PR-149 KM. 42.3	0.04	CREEK	OROCOVIS	PERMANENT	\$3,500,000.00	
<b>Construction</b>						<b>\$282,650,746.99</b>	<b>\$425,318.40</b>
<b>Total RR + PRES</b>						\$283,076,065.39	

\*

1) These projects are based on the priorities and inspection reports available on February 2022. The final list of project and their order of execution and bidding may vary.

2) Preliminary estimate based on deck area and typical construction unit cost for the expected scope.

							2023				2024				2025				2026			
							Bridge (Main) [Y110]		Off-System Bridges [Y120]		Bridge (Main) [Y110]		Off-System Bridges [Y120]		Bridge (Main) [Y110]		Off-System Bridges [Y120]		Bridge (Main) [Y110]		Off-System Bridges [Y120]	
BRIDGE PROJECTS - DESIGN							Bridge Rehabilitation and Replacement & Critical Finding	Bridge Preservation	Bridge Rehabilitation and Replacement & Critical Finding	Bridge Preservation	Bridge Rehabilitation and Replacement	Bridge Preservation	Bridge Rehabilitation and Replacement & Critical Finding	Bridge Preservation	Bridge Rehabilitation and Replacement & Critical Finding	Bridge Preservation	Bridge Rehabilitation and Replacement & Critical Finding	Bridge Preservation	Bridge Rehabilitation and Replacement & Critical Finding	Bridge Preservation	Bridge Rehabilitation and Replacement & Critical Finding	Bridge Preservation
							DESIGN	DESIGN	DESIGN	DESIGN	DESIGN	DESIGN	DESIGN	DESIGN	DESIGN	DESIGN	DESIGN	DESIGN	DESIGN	DESIGN	DESIGN	DESIGN
Bridge ID	Road	Km	Feature Intersected	Municipality	Project Type	Project Number																
			TOTAL DESIGN				\$0.00	\$0.00	\$0.00	\$0.00	\$0.00	\$0.00	\$0.00	\$0.00	\$0.00	\$0.00	\$0.00	\$0.00	\$0.00	\$0.00	\$0.00	\$0.00

							2023				2024				2025				2026			
							Bridge (Main) [Y110]		Off-System Bridges [Y120]		Bridge (Main) [Y110]		Off-System Bridges [Y120]		Bridge (Main) [Y110]		Off-System Bridges [Y120]		Bridge (Main) [Y110]		Off-System Bridges [Y120]	
BRIDGE PROJECTS - ROW							Bridge Rehabilitation and Replacement & Critical Finding	Bridge Preservation	Bridge Rehabilitation and Replacement & Critical Finding	Bridge Preservation	Bridge Rehabilitation and Replacement & Critical Finding	Bridge Preservation	Bridge Rehabilitation and Replacement & Critical Finding	Bridge Preservation	Bridge Rehabilitation and Replacement & Critical Finding	Bridge Preservation	Bridge Rehabilitation and Replacement & Critical Finding	Bridge Preservation	Bridge Rehabilitation and Replacement & Critical Finding	Bridge Preservation	Bridge Rehabilitation and Replacement & Critical Finding	Bridge Preservation
							ROW	ROW	ROW	ROW	ROW	ROW	ROW	ROW	ROW	ROW	ROW	ROW	ROW	ROW	ROW	ROW
105	PR 955	2.00	JUAN GONZALEZ CREEK	RIO GRANDE	PERMANENT	AC-095505																
158	PR 123	59.30	DEPRESSION	UTUADO	PERMANENT	AC-012332																
162	PR 123	66.70	EL JOBO CREEK	ARECIBO	PERMANENT	AC-230014						\$10,000.00										
176	PR 14	57.25	HONDA CREEK	AIBONITO	PERMANENT	AC-140027																
217	PR 106	2.50	GANDEL CREEK	MAYAGUEZ	PERMANENT	AC-010612						\$50,000.00										
348	PR 777	0.1	CAGUITAS RIVER	CAGUAS	PERMANENT	AC-230013																\$12,738.92
453	PR 187	1.9	CASTAÑON CHANNEL	RIO GRANDE	PERMANENT												\$100,000.00					
530	PR 759	2.80	DE LOS CHINOS CREEK	MAUNABO	PERMANENT	AC-075919										\$387,542.00						
549	PR 825	0.10	GUADIANA RIVER	NARANJITO	PERMANENT	AC-082509										\$504,850.00						
589	PR-102	7.40	GUANAJIBO RIVER	MAYAGUEZ	PERMANENT	AC-010273										\$250,000.00						
670	PR 654	0.20	GRANDE DE ARECIBO RIVER	ARECIBO	PERMANENT	AC-065404										\$10,000.00						
703	PR 836	4.10	GUAYNABO RIVER	GUAYNABO	PERMANENT	AC-220008										\$100,000.00						
1133	OFF PR 200	0.01	CREEK	VIEQUES	PERMANENT	AC-800478											\$300,000.00					
1311	EUGENIO ASTOR AV.	1.20	BAIROA RIVER	CAGUAS	PERMANENT	AC-230013																\$12,738.92
1325	PR 757	4.00	DEL APEADERO RIVER	PATILLAS	PERMANENT											\$50,000.00						
1381	PR 103	3.60	CHANNEL	CABO ROJO	PERMANENT	AC-010313						\$50,000.00										
1497	PR 826	3.00	GUADI ANA RIVER	NARANJITO	PERMANENT	AC-082601										\$400,000.00						
1597	LOCAL ROAD	0.1	JOBITOS CREEK	VILLALBA	PERMANENT	AC-220061			\$100,000.00													
1598	LOCAL ROAD	0.05	CARICABOA RIVER	JAYUYA	PERMANENT	AC-220061			\$100,000.00													
1740	LOCAL ROAD	0.5	GRANDE DE MAUNABO RIVER	MAUNABO	PERMANENT	AC-PENDING											\$25,000.00					
1851	PR-9929	0.10	CREEK	SAN LORENZO	PERMANENT	AC-992904										\$100,000.00						
1944	OFF PR 157 AT 3.80	0.1	DE CACAOS CREEK	OROCOVIS	PERMANENT												\$100,000.00					
2178	SANTA ELENA STREET	0.1	CREEK	YABUCOA	PERMANENT	AC-230009							\$25,000.00									
2192	CASILLAS STREET	0.05	LOS MUERTOS CREEK	HUMACAO	PERMANENT	AC-230009							\$25,000.00									
2482	OFF PR-335	0.90	YAUCO RIVER	YAUCO	PERMANENT	AC-PENDING							\$50,000.00									
2506	LOCAL ROAD	0.2	CANAS RIVER	AGUADA	PERMANENT	AC-230015							\$25,000.00									
			TOTAL ROW				\$0.00	\$0.00	\$200,000.00	\$0.00	\$50,000.00	\$60,000.00	\$125,000.00	\$0.00	\$1,952,392.00	\$100,000.00	\$525,000.00	\$0.00	\$110,814.44	\$0.00	\$0.00	\$25,477.85

Projects may move between fiscal years based on PS&E readiness and budget availability.

BRIDGE PROJECTS - CONSTRUCTION							2023				2024				2025				2026			
							Bridge (Main) [Y110]		Off-System Bridges [Y120]		Bridge (Main) [Y110]		Off-System Bridges [Y120]		Bridge (Main) [Y110]		Off-System Bridges [Y120]		Bridge (Main) [Y110]		Off-System Bridges [Y120]	
							Bridge Rehabilitation and	Bridge Preservation	Bridge Rehabilitation and	Bridge Preservation	Bridge Rehabilitation and	Bridge Preservation	Bridge Rehabilitation and	Bridge Preservation	Bridge Rehabilitation and	Bridge Preservation	Bridge Rehabilitation and	Bridge Preservation	Bridge Rehabilitation and	Bridge Preservation	Bridge Rehabilitation and	Bridge Preservation
							CONSTRUCTION	CONSTRUCTION	CONSTRUCTION	CONSTRUCTION	CONSTRUCTION	CONSTRUCTION	CONSTRUCTION	CONSTRUCTION	CONSTRUCTION	CONSTRUCTION	CONSTRUCTION	CONSTRUCTION	CONSTRUCTION	CONSTRUCTION	CONSTRUCTION	CONSTRUCTION
Bridge ID	Road	Km	Feature Intersected	Municipality	Project Type	Project Number																
122	PR 3	68.10	SANTIAGO RIVER	NAGUABO	PERMANENT	AC-301128																
156	PR 123	56.20	SALTO ABAJO CREEK	UTUADO	CRITICAL FINDING	AC-012333					\$250,000.00											
156	PR 123	56.20	SALTO ABAJO CREEK	UTUADO	PERMANENT	AC-012333																
162	PR 123	66.70	EL JOBO CREEK	ARECIBO	PERMANENT	AC-230014						\$2,210,000.00										
217	PR 106	2.50	GANDEL CREEK	MAYAGUEZ	PERMANENT	AC-010612					\$2,264,378.12											
382	PR 7731	0.85	LA PLATA RIVER	CAYEY	CRITICAL FINDING	AC-230013															\$323,578.17	
530	PR 759	2.80	DE LOS CHINOS CREEK	MAUNABO	PERMANENT	AC-075919																
549	PR 825	0.10	GUADIANA RIVER	NARANJITO	PERMANENT	AC-082509																
702	PR-681	0.10	CAÑO TIBURONES	ARECIBO	PERMANENT	AC-068112					\$10,107,613.88											
734	PR-336	0.68	LA MANUELA CREEK	GUAYANILLA	PERMANENT	AC-333601																
790	PR-2	166.80	ROSARIO RIVER	HORMIGUEROS	CRITICAL FINDING	AC-230015						\$2,000,000.00										
809	PR 348	17.20	NUEVE PASOS RIVER	SAN GERMAN	CRITICAL FINDING	AC-230015						\$2,000,000.00										
850	PR-912	5.50	ARENAS CREEK	SAN LORENZO	PERMANENT	AC-230009										\$2,200,000.00						
851	PR-765	1.10	BEATRIZ CREEK	CAGUAS	CRITICAL FINDING	AC-230013																
867	PR-30 EASTBOUND	22.30	HUMACAO RIVER	LAS PIEDRAS	PERMANENT	AC-800588																
900	PR 901	6.20	JUAN MARTIN CREEK	YABUCOA	CRITICAL FINDING	AC-230009										\$3,600,000.00						
931	PR-30 WESTBOUND	22.70	HUMACAO RIVER	LAS PIEDRAS	PERMANENT	AC-800588																
1085	PR-163 WESTBOUND	1.30	PORTUGUES RIVER	PONCE	PERMANENT	AC-230011																
1086	PR 163 EASTBOUND	1.30	PORTUGUES RIVER	PONCE	PERMANENT	AC-230011																
1114	PR-2 EASTBOUND	204.00	GUAYANILLA RIVER, L ROAD	GUAYANILLA	PERMANENT	AC-800586										\$2,000,000.00						
1115	PR-2 WESTBOUND	204.00	GUAYANILLA RIVER, L ROAD	GUAYANILLA	PERMANENT	AC-800586										\$2,000,000.00						
1157	PR 558	0.20	USABON RIVER	BARRANQUITAS	CRITICAL FINDING	AC-230012						\$775,000.00										
1157	PR 558	0.20	USABON RIVER	BARRANQUITAS	PERMANENT	AC-230012																
1186	PR-708	5.10	CREEK	CAYEY	PERMANENT	AC-070801											\$4,042,126.00					
1192	PR-52 NORTHBOUND	71.40	PR-543 AND JUEYES RIVER	SANTA ISABEL	PERMANENT	AC-800589											\$6,000,000.00					
1193	PR-52 SOUTHBOUND	71.40	PR-543 AND JUEYES RIVER	SANTA ISABEL	PERMANENT	AC-800589												\$3,000,000.00				
1201	PR 920	0.40	WATERWAY	YABUCOA	PERMANENT	AC-230009												\$4,620,000.00				
1311	EUGENIO ASTOR AV.	1.2	BAIROA RIVER	CAGUAS	PERMANENT	AC-230013																
1325	PR 757	4.00	DEL APEADERO RIVER	PATILLAS	CRITICAL FINDING	AC-PENDING																
1326	LOCAL ROAD	0.1	MAJAGUAL CREEK	ARROYO	PERMANENT	AC-220060																
1381	PR 103	3.60	CHANNEL	CABO ROJO	PERMANENT	AC-010313						\$1,500,000.00										
1390	PR-303	0.10	PLATINA CREEK	LAJAS	PERMANENT	AC-230015							\$2,000,000.00									
1427	PR-111	18.30	GUATEMALA RIVER	SAN SEBASTIAN	PERMANENT	AC-220038																
1465	PR 150	0.20	JACAGUAS RIVER	VILLALBA	PERMANENT	AC-230014							\$2,180,737.00									
1492	OFF PR 110	0.30	CREEK	MOCA	PERMANENT	AC-011020																
1597	LOCAL ROAD	0.1	JOBITOS CREEK	VILLALBA	PERMANENT	AC-220061																
1598	LOCAL ROAD	0.05	CARICABOA RIVER	JAYUYA	PERMANENT	AC-220061																
1638	VICTOR ROJAS AVE.	0.10	GRANDE DE ARECIBO RIVER	ARECIBO	PERMANENT	AC-065403																
1695	PR123	55.10	GRANDE DE ARECIBO RIVER	UTUADO	PERMANENT	AC-210004																
1730	LOCAL ROAD	0.30	DESCALABRADO RIVER	COAMO	CRITICAL FINDING	AC-230012																
1730	LOCAL ROAD	0.30	DESCALABRADO RIVER	COAMO	PERMANENT	AC-230012																
1740	LOCAL ROAD	0.5	GRANDE DE MAUNABO RIVER	MAUNABO	PERMANENT	AC-PENDING																
1772	PR 167	9.10	LA PLATA RIVER	BAYAMON	PERMANENT	AC-230019																
1851	PR-9929	0.10	CREEK	SAN LORENZO	PERMANENT	AC-992904																
1883	PR-114	4.00	GUANAJIBO RIVER	HORMIGUEROS	PERMANENT	AC-220039																
1941	PR-52 SOUTHBOUND	100.80	PR-1	PONCE	PERMANENT	AC-220036																
1942	PR-52 NORTHBOUND	100.80	PR-1	PONCE	PERMANENT	AC-220036																
1956	PR-53 EASTBOUND	90.80	PR-706	SALINAS	PERMANENT	AC-800585																
1957	PR-53 WESTBOUND	90.80	PR-706	SALINAS	PERMANENT	AC-800585																
1976	OFF PR 377	0.1	CONSEJO CREEK	GUAYANILLA	PERMANENT	AC-220056																
2012	PR 18	4.70	CHARDON STREET	SAN JUAN	PERMANENT	AC-230018																
2178	SANTA ELENA STREET	0.1	CREEK	YABUCOA	CRITICAL FINDING	AC-230009																
2178	SANTA ELENA STREET	0.1	CREEK	YABUCOA	PERMANENT	AC-230009																
2192	CASILLAS STREET	0.05	LOS MUERTOS CREEK	HUMACAO	TEMPORARY SOLUTION	AC-230009																
2192	CASILLAS STREET	0.05	LOS MUERTOS CREEK	HUMACAO	PERMANENT	AC-230009																
2315	PR 53	66.50	GRANDE DE PATILLAS RIVER	PATILLAS	PERMANENT	AC-005382																
2385	PR-53 SOUTHBOUND	33.40	DIRT ROAD	HUMACAO	PERMANENT	AC-800591																
2386	PR-53 NORTHBOUND	33.40	DIRT ROAD	HUMACAO	PERMANENT	AC-800591																
2389	PR-53 SOUTHBOUND	30.00	PR-925	HUMACAO	PERMANENT	AC-800591																
2390	PR-53 NORTHBOUND	30.00	PR-925	HUMACAO	PERMANENT	AC-800591																

BRIDGE PROJECTS - CONSTRUCTION							2023				2024				2025				2026			
							Bridge (Main) [Y110]		Off-System Bridges [Y120]		Bridge (Main) [Y110]		Off-System Bridges [Y120]		Bridge (Main) [Y110]		Off-System Bridges [Y120]		Bridge (Main) [Y110]		Off-System Bridges [Y120]	
							ZP-10/20	ZP-10/20			ZP-10/20	ZP-10/20			ZP-10/20	ZP-10/20			ZP-10/20	ZP-10/20		
							Bridge Rehabilitation and	Bridge Preservation	Bridge Rehabilitation and	Bridge Preservation	Bridge Rehabilitation and	Bridge Preservation	Bridge Rehabilitation and	Bridge Preservation	Bridge Rehabilitation and	Bridge Preservation	Bridge Rehabilitation and	Bridge Preservation	Bridge Rehabilitation and	Bridge Preservation	Bridge Rehabilitation and	Bridge Preservation
Bridge ID	Road	Km	Feature Intersected	Municipality	Project Type	Project Number	CONSTRUCTION	CONSTRUCTION	CONSTRUCTION	CONSTRUCTION	CONSTRUCTION	CONSTRUCTION	CONSTRUCTION	CONSTRUCTION	CONSTRUCTION	CONSTRUCTION	CONSTRUCTION	CONSTRUCTION	CONSTRUCTION	CONSTRUCTION	CONSTRUCTION	
2402	PR-53 SOUTHBOUND	35.90	CHANNEL	HUMACAO	PERMANENT	AC-800591									\$467,025.00							
2403	PR-53 NORTHBOUND	35.90	CHANNEL	HUMACAO	PERMANENT	AC-800591									\$467,025.00							
2464	OFF PR 747 AT K0.2	0.10	TRINIDAD CREEK	GUAYAMA	CRITICAL FINDING	AC-230031										\$1,500,000.00						
2472	PR 2	197.30	BERRENCHIN CREEK	YAUCO	PERMANENT	AC-800595									\$2,000,000.00							
2482	OFF PR-335	0.90	YAUCO RIVER	YAUCO	PERMANENT	AC-PENDING														\$1,481,181.16		
2499	OFF PR-156	0.10	NARAJOS CREEK	AGUAS BUENAS	PERMANENT	AC-800594										\$271,000.00						
2500	PR-165R	0.10	LA PLATA RIVER	DORADO	PERMANENT	AC-800596									\$3,324,332.00							
2506	LOCAL ROAD	0.2	CANAS RIVER	AGUADA	PERMANENT	AC-230015						\$1,400,000.00										
2588	OFF PR 184	0.10	GRANDE DE PATILLAS RIVER	PATILLAS	PERMANENT	AC-230013															\$545,225.93	
2593	PR 28	6.20	PR 2	GUAYNABO	CRITICAL FINDING	AC-220036												\$3,546,062.10				
2627	OFF PR 788	0.10	UNKNOWN CREEK	SAN LORENZO	CRITICAL FINDING	AC-220055			\$964,364.29													
2633	OFF PR-750@KM0.4	0.04	WATERWAY	MAUNABO	PERMANENT	AC-800591										\$354,000.00						
2637	RAMP PR-25 TO PR-1	7.70	PR-35	SAN JUAN	PERMANENT	AC-800596		\$871,868.00														
2640	PR-1	7.40	SAGRADO CORAZON ST.	SAN JUAN	PERMANENT	AC-800596		\$871,868.00														
2678	OFF PR-361 AT 4.4	0.80	CAIN RIVER	SAN GERMAN	PERMANENT	AC-220041				\$377,533.00												
2736	PR-7736	0.10	PLATA CREEK	CAYEY	CRITICAL FINDING	AC-230013												\$221,628.88				
2763	OFF PR 332 @ K0.97	0.60	LOCO RIVER	GUANICA	CRITICAL FINDING	AC-220056			\$964,364.29													
2764	URBAN LOCAL ROAD	0.15	CAGUITAS RIVER	CAGUAS	PERMANENT	AC-800594						\$968,000.00										
2793	PR-25	3.40	SAN ANTONIO CHANNEL	SAN JUAN	PERMANENT	AC-800596													\$1,048,747.87			
2877	PR-2	162.85	PR-319	HORMIGUEROS	PERMANENT	AC-220042					\$5,616,646.00											
2899	PR-2	173.65	HOSP CONCEPCION ACCESS	SAN GERMAN	PERMANENT	AC-220043					\$2,172,000.00											
2944	Off PR-511 At 12.7	12.70	INABON RIVER	PONCE	PERMANENT	AC-230014							\$2,100,000.00									
2962	PR-372	16.50	DUEY RIVER	YAUCO	PERMANENT	AC-800595									\$1,000,000.00							
3051	Off PR-149 KM. 42.3	0.04	CREEK	OROCOVIS	PERMANENT	AC-230014														\$2,038,227.79		
			TOTAL CONSTRUCTION				\$9,055,535.00	\$29,194,465.00	\$6,172,467.00	\$377,533.00	\$18,096,992.00	\$19,820,541.00	\$3,475,000.00	\$3,372,467.00	\$25,262,126.00	\$10,935,482.00	\$3,325,000.00	\$2,900,000.00	\$29,426,510.98	\$8,712,674.58	\$5,022,601.95	\$1,701,920.21
			TOTAL ROW				\$0.00	\$0.00	\$200,000.00	\$0.00	\$50,000.00	\$60,000.00	\$125,000.00	\$0.00	\$1,952,392.00	\$100,000.00	\$525,000.00	\$0.00	\$110,814.44	\$0.00	\$0.00	\$25,477.85
			TOTAL DESIGN				\$0.00	\$0.00	\$0.00	\$0.00	\$0.00	\$0.00	\$0.00	\$0.00	\$0.00	\$0.00	\$0.00	\$0.00	\$0.00	\$0.00	\$0.00	
			TOTAL DES + ROW + CONST				\$9,055,535.00	\$29,194,465.00	\$6,372,467.00	\$377,533.00	\$18,146,992.00	\$19,880,541.00	\$3,600,000.00	\$3,372,467.00	\$27,214,518.00	\$11,035,482.00	\$3,850,000.00	\$2,900,000.00	\$29,537,325.42	\$8,712,674.58	\$5,022,601.95	\$1,727,398.05
			FUND TOTALS (RR + PRES)				\$38,250,000.00		\$6,750,000.00		\$38,027,533.00		\$6,972,467.00		\$38,250,000.00		\$6,750,000.00		\$38,250,000.00		\$6,750,000.00	
			FY TOTALS (MAIN AND OFF-SYSTEM BRIDGES)				\$45,000,000.00				\$45,000,000.00				\$45,000,000.00				\$45,000,000.00			

Projects may move between fiscal years based on PS&E readiness and budget availability.

2023		
DESCRIPTION	MUNICIPALITY	COST ESTIMATE
Safety Improvements PR-420 from km 0 to km 9.4	Moca	\$ 3,005,936
Saftey Improvements PR-137 km. 9.0 to km 18.0	Morovis	\$ 18,450,350
Safety Improvements PR-2 Km 214.5 to km 216.5 (ROW)	Peñuelas	\$ 100,000
Safety Improvements at PR-782 from km 0 to km 10	Cidra	\$ 2,867,770
Safety Improvements at PR-829 from Km 0 to km 11.1	Bayamón	\$ 4,300,000
PR-2 Km. 67 - 76.3 (Advance Construction )	Arecibo-Hatillo	\$ -
PR-60 Km. 0.0 - 4.0	Humacao	\$ 10,000,000
Highway Safety Patrols (SEGURO) Operation and TIM Data Collection and Reporting Services	Varies	\$ 4,973,200
Safety Improvements PR-177 Km. 3 to km.6	Guaynabo	\$ 2,124,043
Development, Implementation and Evaluation of the Puerto Rico Strategic Highway Safety Plan	Islandwide	\$ 900,000
Traffic Lights System for PR-640 Ave. Domingo Ruiz (Advance Construction)	Arecibo	\$ -
TOTAL		\$ 46,721,299
2024		
DESCRIPTION	MUNICIPALITY	COST ESTIMATE
PR-2 Km. 204 - 208	Guayanilla	\$ 5,526,774
Highway Safety Improvements of PR-385 from Km 0 to Km 5.6	Peñuelas	\$ 3,259,564
Safety Improvements PR-2 Km 214.5 to km 216.5.	Peñuelas	\$ 3,904,013
Highway Safety Patrols (SEGURO) Operation and TIM Data Collection and Reporting Services	Varies	\$ 5,160,000
PR-2 Km. 67 - 76.3 (Advance Construction from FY 23)	Arecibo-Hatillo	\$ 8,521,889
Traffic Lights System for PR-640 Ave. Domingo Ruiz (Advance Construction from FY 2023)	Arecibo	\$ 600,000
PR-2 Km. 82.4 - 90	Hatillo-Camuy	\$ 9,000,000
Development, Implementation and Evaluation of the Puerto Rico Strategic Highway Safety Plan	Islandwide	\$ 900,000
TOTAL		\$ 36,872,240
2025		
DESCRIPTION	MUNICIPALITY	COST ESTIMATE
Highway Safety Patrols (SEGURO) Operation and TIM Data Collection and Reporting Services	Varies	\$ 5,160,000
PR-107 Km. 0 - 6 (Advance Construction)	Aguadilla	\$ -
Safety Improvements at PR-900 from Km 0 to Km 11 (Advance Construction)	Yabucoa	-
PR-2 Km. 140 - 145	Añasco	\$ 14,492,184
PR-54 Km. 0 - 6	Guayama	\$ 8,116,085
PR-2 Km. 152 - 158	Mayagüez	\$ 12,257,864
Development, Implementation and Evaluation of the Puerto Rico Strategic Highway Safety Plan	Islandwide	\$ 900,000
TOTAL		\$ 40,926,133.00
2026		
DESCRIPTION	MUNICIPALITY	COST ESTIMATE
PR-3 Km. 21.9 - 32	Rio Grande	\$ 16,662,077
Safety Improvements at PR-900 from Km 0 to Km 11 (Advance Construction)	Yabucoa	\$ 6,295,016
Highway Safety Patrols (SEGURO) Operation and TIM Data Collection and Reporting Services	Varies	\$ 5,160,000
PR-107 Km. 0 - 6 (Advance Construction)	Aguadilla	\$ 8,000,000
PR-7718 Km. 0 - 5	Aibonito	\$ 7,530,590
Development, Implementation and Evaluation of the Puerto Rico Strategic Highway Safety Plan	Islandwide	\$ 900,000
TOTAL		\$ 44,547,683.00

\*Projects may move between fiscal years based on PS readiness and budget availability.

APPENDIX C - PAVEMENT PROJECTS

2023		
DESCRIPTION	MUNICIPALITY	COST ESTIMATE
Pavement Reconstruction of PR-765 from Km 0 to Km 11.2 (ROW)	Caguas	\$ 50,000.00
Pavement Reconstruction at PR-2 from Km 125.5 to Km 125.9 (Pavement Set Aside)	Aguadilla	\$ 1,743,078.00
Pavement Reconstruction at PR-26 Km 0.0 - Km 15.5 (Pavement Set Aside)	San Juan - Carolina	\$ 16,503,000.00
Pavement Reconstruction of PR-53 from Km 69 to Km 71 (Pavement Set Aside)	Patillas	\$ 4,675,000.00
Pavement Reconstruction of PR-52 from km. 0 to km 14 Northbound (Pavement Set Aside)	San Juan - Caguas	\$ 32,000,000.00
Advance Construction	Islandwide	\$ 9,130,051.00
TOTAL		\$ 64,101,129.00
2024		
DESCRIPTION	MUNICIPALITY	COST ESTIMATE
Pavement Reconstruction of PR-765 from Km 0 to Km 11.1	Caguas	\$ 4,000,000.00
Pavement Reconstruction of PR-354 km. 0 to km 9.25	Mayaguez	\$ 4,000,000.00
Pavement Reconstruction at PR-2 from Km 1 to Km 6	Guaynabo	\$ 6,000,000.00
Pavement Reconstruction at PR-25P from km 0 - km 2.8	San Juan	\$ 2,485,198.00
Pavement Reconstruction of PR-52 from km 106 to Km 108.79 Ponce (Pavement Set Aside)	Ponce	\$ 3,000,000.00
Pavement Reconstruction of PR-52 from km 21.74 to Km 28.44, Caguas/Cayey (Pavement Set Aside)	Caguas/Cayey	\$ 20,500,000.00
Pavement Reconstruction of PR-3 from Km 0.36 to Km 5.76	San Juan	\$ 7,000,000.00
Pavement Reconstruction of PR-3 from Km 37.37 to 42.49. Luquillo (Pavement Set Aside)	Luquillo - Fajardo	\$ 18,259,147.00
TOTAL		\$ 65,244,345.00
2025		
DESCRIPTION	MUNICIPALITY	COST ESTIMATE
Pavement Reconstruction of PR-199 Km 8.41 to Km 13.11	San Juan - Guaynabo	\$ 7,000,000.00
Pavement Reconstruction of PR-129 Km 0.1 to Km 3.1	Arecibo	\$ 5,000,000.00
Highway Pavement Rehabilitation of PR-52, From Km 32 to Km 38, Cayey (Pavement Set Aside)	Cayey	\$ 16,000,000.00
Pavement Reconstruction of PR-779 from km 0 to km 10.86	Comerio	\$ 3,500,000.00
Pavement Reconstruction PR-100 Km 0 - Km 8.4	Cabo Rojo	\$ 5,000,000.00
Highway Reconstruction at PR-185, From Km o to Km 10, Canóvanas	Canóvanas	\$ 6,995,227.00
Highway Reconstruction PR-142, from Km 0 to Km 9, Dorado, Toa Alta, Corozal	Dorado-Toa Alta-Corozal	\$ 9,000,000.00
Pavement Reconstruction of PR-1 Km 0.16 to Km 8.95	San Juan	\$ 12,879,176.00
Pavement Reconstruction of PR-52 from km 14.6 to Km 21.74, Caguas (Pavement Set Aside)	Caguas	\$ 15,525,008.00
Pavement Reconstruction of PR-53 from km 7.9 to Km 15 (Pavement Set Aside)	Fajardo / Ceiba	\$ 14,100,000.00
TOTAL		\$ 94,999,411.00
2026		
DESCRIPTION	MUNICIPALITY	COST ESTIMATE
Pavement Reconstruction of PR-172 Km 13.65 to Km 27.58	Cidra	\$ 7,949,403.00
Pavement Reconstruction of PR-2 km 158 -km. 171 (Pavement Set Aside)	Mayaguez/Hormigueros/San German	\$ 15,733,008.00
Pavement Reconstruction of PR-3 Km 110.35 to Km 122.74	Maunabo / Patillas	\$ 10,000,000.00
Pavement Reconstruction of PR-111 Km 23.38 to Km 31.85	San Sebastian / Lares	\$ 14,000,000.00
Pavement Reconstruction of PR-53 from km 15 to Km 23.7 (Pavement Set Aside)	Naguabo	\$ 22,500,000.00
Pavement Reconstruction of PR-2 km 156 - km158 (Pavement Set Aside)	Mayaguez	\$ 10,200,000.00
Pavement Reconstruction of PR-2 km. 173 - km 180 (Pavement Set Aside)	San German	\$ 9,000,000.00
Pavement Reconstruction of PR-2 Km 125.9 - km 131 (Pavement Set Aside)	Aguadilla/Aguada	\$ 8,000,000.00
TOTAL		\$ 97,382,411.00

\*Projects may move between fiscal years based on PS readiness and budget availability.



Appendix D - ITS Projects

2023		
DESCRIPTION		COST ESTIMATE
TSM&O Program Management and Support (Management, Documentation, Design, Support, etc.)	\$	600,000.00
Operational Activities	\$	2,065,000.00
ITS Device Preservation and Repair	\$	2,670,000.00
ITS Device Deployment (Construction)	\$	1,515,000.00
Total	\$	6,850,000.00
2024		
DESCRIPTION		COST ESTIMATE
TSM&O Program Management and Support (Management, Documentation, Design, Support, etc.)	\$	600,000.00
Operational Activities	\$	2,065,000.00
ITS Device Preservation and Repair	\$	2,670,000.00
ITS Device Deployment (Construction)	\$	1,515,000.00
Total	\$	6,850,000.00
2025		
DESCRIPTION		COST ESTIMATE
TSM&O Program Management and Support (Management, Documentation, Design, Support, etc.)	\$	600,000.00
Operational Activities	\$	2,065,000.00
ITS Device Preservation and Repair	\$	2,670,000.00
ITS Device Deployment (Construction)	\$	1,515,000.00
Total	\$	6,850,000.00
2026		
DESCRIPTION		COST ESTIMATE
TSM&O Program Management and Support (Management, Documentation, Design, Support, etc.)	\$	600,000.00
Operational Activities	\$	2,065,000.00
ITS Device Preservation and Repair	\$	2,670,000.00
ITS Device Deployment (Construction)	\$	1,515,000.00
Total	\$	6,850,000.00

\*Projects may move between fiscal years based on PS readiness and budget availability.

Proposed Transportation Projects* CDBG-DR		
Project Description	Municipality	Total Requested Amount
Loiza Bypass from PR-188 to PR-187	Loiza	\$ 23,325,000.00
PR-158 Connector, from PR-52 to PR-1	Cayey	\$ 60,000,000.00
Isabela Connector from PR-472 to PR-112	Isabela	\$ 12,350,000.00
Barranquita South Bypass from PR-156 to PR-759	Barranquitas	\$ 17,500,000.00
Villalba Bypass from PR-151 to PR-150	Villalba	\$ 31,000,000.00
Loiza Bypass from PR-188 to PR-187	Loiza	\$ 23,325,000.00
Widening of PR-545 newar PR-52 to PR-14	Coamo	\$ 6,500,000.00
San Lorenzo Bypass, from PR-183 / PR-181 to PR-745	San Lorenzo	\$ 64,000,000.00
Aguas Buenas North Bypass, from PR-156 East to PR-156 West - Phase 1	Aguas Buenas	\$ 41,750,000.00
Aguas Buenas North Bypass, from PR-156 East to PR-156 West - Phase 2	Aguas Buenas	\$ 47,600,000.00
PR-122 Lajas-San German Connector, from PR-321 to PR-166	Lajas - San German	\$ 50,000,000.00
PR-18N to PR-21E Ramp and Medical Center Connector	San Juan	\$ 25,250,000.00
Cidra Connector, from Industrial Avenue to PR-184 - Phase 1	Cidra	\$ 49,500,000.00
Cidra Connector, from Industrial Avenue to PR-184 - Phase 2	Cidra	\$ 42,100,000.00
Cidra Connector, from Industrial Avenue to PR-184 - Phase 3	Cidra	\$ 47,000,000.00
Relocation of PR-111 from PR-111/PR-451 to PR-111/PR-111R	San Sebastian - Lares	\$ 90,000,000.00
Access Improvements to Aguadilla Airport, from PR-110 to PR-107, Includes Burns Street Connector	Aguadilla	\$ 26,400,000.00
Widening of PR-845 from PR-844 to PR-199, San Juan-Trujillo Alto	San Juan - Trujillo Alto	\$ 30,000,000.00
Extension PR-5, from PR-199 to PR-167	Bayamon	\$ 226,500,000.00
Expressway Conversion of PR-2	Ponce - Mayaguez	\$ 230,000,000.00
Extension PR-22 from PR-22/PR-2 to PR-2/PR-111	Hatillo - Aguadilla	\$ 1,183,000,000.00
Geometric Improvements at Intersections	Bayamon	\$ 8,000,000.00
Peñuelas Bypass	Peñuelas	\$ 11,500,000.00
<b>Total Requested Amount</b>		<b>\$ 2,346,600,000.00</b>

The above mentioned projects are subject to the availability of CDBG funds.

Discretionary Grants

The following projects will be submitted to compete for Discretionary funding:

Description	Municipality	Cost Estimate	Comments
PR-2 Conversion Extension	Mayaguez - Hormigueros - San German	\$ 100,000,000	PE previously obligated \$868,677 + \$1,212,579
Loiza Bypass from PR-188 to PR-187	Loiza	\$ 23,325,000	
Higuilar Avenue form Efron Avenue / PR-696 to PR-694 / PR-22	Dorado	\$ 60,000,000	
DTL Phases IV and V	San Juan / Trujillo Alto / Caguas	\$ 60,000,000	
Intersection PR-1 & PR-52	Ponce	\$ 35,000,000	
Intersection PR-165 & PR-28	Guaynabo	\$ 30,000,000	
Intersection PR-22 & PR-18	San Juan	\$ 45,000,000	PE previously obligated \$1,037,150
Intersection PR-18 & PR-17	San Juan	\$ 55,000,000	
Intersection PR-177 & Ave. Parana	San Juan	\$ 15,000,000	
Geometric Improvements PR-199	San Juan	\$ 5,000,000	
Total		\$ 428,325,000	

Fiscal performance after measures

In \$ thousands	FY2022	FY2023	FY2024	FY2025	FY2026	FY2027	FY2028
Toll fares	153,520	176,270	188,544	193,046	197,890	213,892	222,360
Gasoline Tax	137,543	173,337	172,093	172,848	174,012	176,616	178,171
Diesel Tax	16,914	21,184	21,184	21,184	21,184	21,184	21,184
Petroleum Products Tax	214,853	198,406	198,406	198,406	198,406	198,406	198,406
Cigarettes taxes	19,992	19,992	19,992	19,992	19,992	19,992	19,992
Motor Vehicle License Fees	30,872	30,397	30,179	30,312	30,516	30,972	31,245
Act 30 - Licenses Fees Transferred to Act	103,606	102,013	101,281	101,726	102,410	103,943	104,858
Other	35,505	17,926	17,926	17,926	17,926	17,926	17,926
Transit Revenues	4,973	7,362	9,752	11,963	14,180	14,392	14,605
Electronic Toll Fines	36,432	43,110	42,582	43,794	44,382	44,543	44,802
Other income	10,270	10,441	10,981	10,895	8,614	8,988	9,276
Operating FTA funds	20,000	20,000	20,000	20,000	20,000	20,000	20,000
Operating Revenue (excluding Clawbacks)	225,195	257,183	271,860	279,697	285,066	301,814	311,043
Operating Revenue	784,480	820,436	832,919	842,089	849,511	870,852	882,823
FHWA Funds	149,043	268,945	249,269	263,791	229,057	212,027	169,603
Discretionary Federal Funds	-	-	-	-	-	-	-
Main CW CapEx Appropriation	53,020	53,761	54,370	55,027	55,797	56,600	57,417
Other CW State Funds Federal	90,000	-	-	-	-	-	-
Emergency Revenues Local	52,899	71,432	66,771	30,443	22,231	-	-
Emergency Revenues CapEx	-	-	-	-	-	-	-
FTA funds	53,106	39,353	20,640	17,100	43,362	17,646	17,924
Capital Contribution - Federal	202,149	308,298	269,909	280,891	272,419	229,673	187,528
Capital Contribution - State	143,020	53,761	54,370	55,027	55,797	56,600	57,417
Capital Contribution - Emergency	52,899	71,432	66,771	30,443	22,231	-	-
Capital Contribution	398,068	433,491	391,050	366,361	350,447	286,273	244,945
Total Revenues (excluding Clawbacks)	623,263	690,674	662,909	646,058	635,513	588,087	555,987
Total Revenues	1,182,548	1,253,928	1,223,969	1,208,450	1,199,958	1,157,125	1,127,768
Right of Way	-3,467	-4,013	-4,013	-4,013	-4,013	-4,076	-4,139
Local Construction	-9,500	-9,500	-9,500	-9,500	-9,500	-9,647	-9,796
Federal Hard Costs	-124,291	-233,947	-229,314	-244,575	-210,375	-193,056	-150,339
Non-Federal Hard Costs	-38,375	-45,107	-50,454	-64,617	-90,501	-93,642	-138,210
Federal Soft Costs	-24,752	-34,998	-19,955	-19,216	-18,682	-18,971	-19,264
Non-Federal Soft Costs	-30,343	-34,856	-39,276	-40,997	-41,107	-40,852	-41,438
Discretionary Federal Hard Costs	-	-	-	-	-	-	-
Discretionary Federal Soft Costs Federal	-	-	-	-	-	-	-
Emergency Repair Program Local	-35,292	-71,432	-66,771	-30,443	-22,231	-	-
Emergency Repair Program	-1,204	-9,359	-9,619	-4,161	-3,846	-	-
Toll Optimization CIP	-19,827	-34,588	-30,979	-	-	-	-
Transit CIP	-53,506	-39,753	-21,040	-17,500	-43,762	-18,046	-18,324
Construction salaries and related benefits	-29,152	-24,145	-23,170	-23,166	-23,485	-23,816	-24,150
Other construction program expenses	-1,533	-1,575	-1,602	-1,627	-1,652	-1,678	-1,704
Total capital expenses - Federal Total	-149,043	-268,945	-249,269	-263,791	-229,057	-212,027	-169,603
capital expenses - State & Local Total	-101,512	-128,065	-134,223	-119,128	-145,121	-148,217	-193,583
capital expenses - Transit Total	-53,506	-39,753	-21,040	-17,500	-43,762	-18,046	-18,324
capital expenses - Emergency Total	-36,497	-80,791	-76,390	-34,604	-26,077	-	-
capital expenses	-371,243	-543,274	-505,693	-459,816	-469,155	-403,783	-407,363
Pension costs	-35,759	-35,724	-35,673	-35,553	-35,437	-35,127	-34,520
Litigation Reserve	-4,000	-4,000	-4,000	-1,500	-1,522	-1,545	-1,568
Right of Way Payments	-7,905	-8,316	-10,101	-10,274	-9,564	-6,312	-3,156
Non-construction salaries and related benefits	-22,903	-19,310	-17,962	-17,147	-16,808	-16,518	-16,418
Toll highways administration and maintenance	-46,171	-47,215	-44,501	-44,321	-44,604	-45,910	-46,579
Train operating and maintenance costs	-70,642	-70,271	-67,278	-80,462	-70,865	-70,998	-71,824
Integrated transportation system	-12,156	-9,812	-9,989	-10,148	-10,306	-10,461	-10,619
Other operating expenses	-43,143	-33,838	-29,654	-20,985	-21,321	-24,942	-23,887
Total operating expenses	-242,677	-228,486	-219,157	-220,391	-210,427	-211,813	-208,570
Total expenses	-613,920	-771,760	-724,851	-680,207	-679,581	-615,597	-615,934
Total Surplus After Measures, but before CW Transfer & Clawback Removal	170,560	48,676	108,068	161,882	169,929	255,256	266,890
Clawbacks Removed	-523,779	-545,328	-543,134	-544,467	-546,520	-551,112	-553,855
Total Surplus After Measures & Clawback Removal, but before CW Transfer	9,343	-81,086	-61,941	-34,150	-44,069	-59,947	-
Transfer from Government of PR	-	178,777	138,109	135,724	147,699	143,731	142,960
Total Surplus After Measures, Clawback Removal & CW Transfer	9,343	97,691	76,168	101,574	103,630	83,013	-
OPERATING	-17,482	28,696	52,702	59,306	74,639	90,001	102,472
SURPLUS CAPITAL	26,825	-109,782	-114,644	-93,456	-118,707	-117,510	-162,419
SURPLUS	-	178,777	138,109	135,724	147,699	143,731	142,960
cw transfer	-	-	-	-	-	-	-