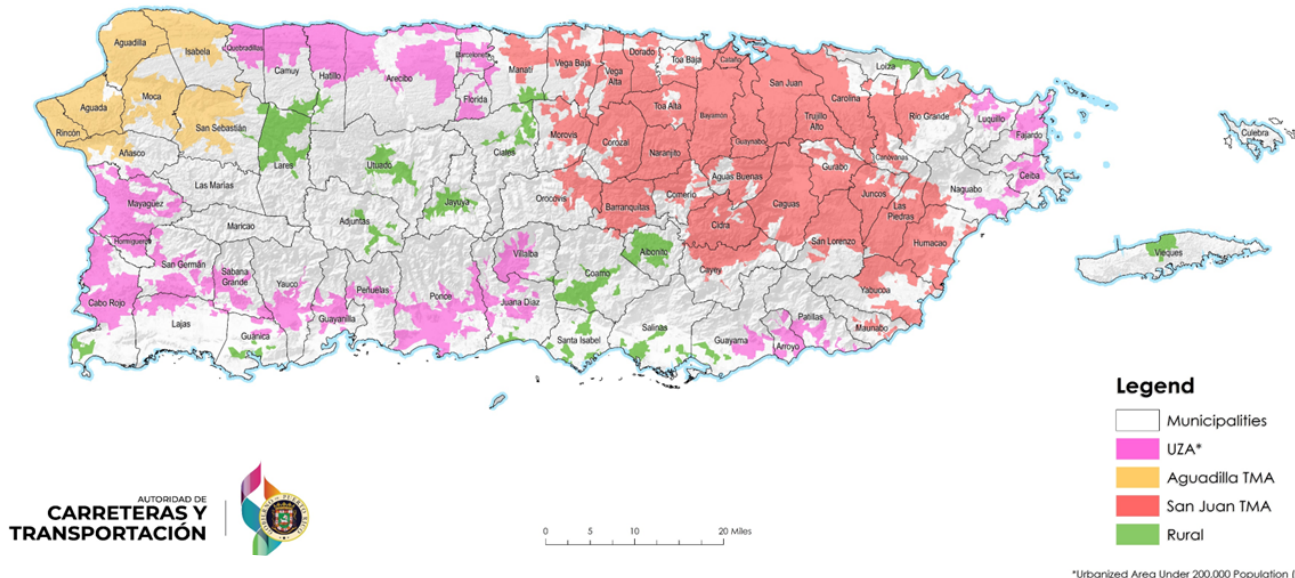


# *Government of Puerto Rico*

## *Puerto Rico Department of Transportation and Public Works*

### *Puerto Rico Highways and Transportation Authority*



## *Statewide Transportation Improvement Program (STIP)*

### *Fiscal Year 2023-2026*

*Amendment #4*

***DRAFT***



---

*Government of Puerto Rico*  
*Puerto Rico Department of Transportation and Public Works*  
*Puerto Rico Highways and Transportation Authority*

***Statewide Transportation Improvement Program (STIP)***

***Fiscal Years 2023-2026***  
***Amendment #4***

*The preparation of this document was financed in part through a grant from the U.S. Department of Transportation, Federal Transit Administration, and Federal Highway Administration under Chapter 53 of 49 U.S.C. and 23 U.S.C.*





July 15, 2025

**Federal Highway Administration**

Puerto Rico Division Office  
350 Ave Carlos Chardon, Suite 210  
San Juan, PR 00918-2148  
Tel: (850) 942-9650  
Fax: (850) 942-8308  
[www.fhwa.dot.gov/prdiv/index.htm](http://www.fhwa.dot.gov/prdiv/index.htm)

**Federal Transit Administration**

Region 4 Office  
230 Peachtree St NW, Suite 1400  
Atlanta, Georgia 30303  
Tel: (404) 865-5600  
Fax: (404) 865-5635

Dr. Edwin E. Gonzalez-Montalvo  
Executive Director  
Puerto Rico Highways and Transportation Authority  
Commonwealth of Puerto Rico  
Post Office Box 41269  
San Juan, PR 00940-1269

**Subject: Approval of the FY 2023-2026 Statewide Transportation Improvement Program (STIP) Amendment #3**


Dear Dr. Gonzalez-Montalvo:

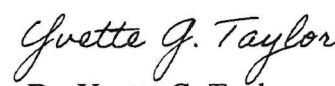
The Federal Highway Administration (FHWA) and the Federal Transit Administration (FTA) have reviewed the Fiscal Year (FY) 2023-2026 Statewide Transportation Improvement Program (STIP) Amendment #3, submitted by your office. PRHTA responded and addressed satisfactory FTA and FHWA's joint comments. Upon review of the most recent submittal of the STIP Amendment #3, the agencies concur that the amendment satisfies the requirements of 23U.S.C. 135(f)(4) and 23 CFR 450.218.

On behalf of FHWA and FTA, we jointly approve the FY 2023-2026 STIP Amendment #3 for the San Juan and Aguadilla Urbanized areas and Urbanized areas under 200,000.

If you have any questions, please do not hesitate to contact Ms. Soniangeli Rodriguez with FHWA at (787) 771-2518 or Mr. Bayoan Ortiz with FTA Region IV at (771) 219-4450.

Sincerely,

  
James Christian, P.E.  
Division Administrator  
Federal Highway Administration

  
Dr. Yvette G. Taylor  
Regional Administrator  
Federal Transit Administration

Statewide Transportation Improvement Program (STIP) Fiscal Years 2023-2026

INTRODUCTION

The Puerto Rico Department of Transportation and Public Works (PRDTPW), as the umbrella agency for transportation, and the Puerto Rico Highways and Transportation Authority (PRHTA) prepare this Statewide Transportation Improvement Program (STIP), which includes the proposed distribution, by projects, of the federal funds assigned to Puerto Rico for the fiscal years of 2023 to 2026, through programs of the Federal Highway Administration (FHWA) and the Federal Transit Administration (FTA), to which it is presented for joint approval.

This STIP includes transit and highway projects for both urbanized and non-urbanized (rural) areas, thus covering all of Puerto Rico. Programmed projects result from a planning process that is in accordance with 23 USC 420 and 511, 49 USC and all other relevant federal or Commonwealth legislation. The portion of the STIP corresponding to the metropolitan and urbanized areas was developed in cooperation with the Metropolitan Planning Organization (MPO). The members of the MPO include representatives from municipal governments (Mayors) and State involved in transportation issues as well as operators of Mass Transportation Systems and State-Level Planning Agencies. The MPO’s were provided with estimates of available Federal funds which can be utilized in developing the Transportation Improvement Programs (TIP). The TIP’s were included without modification in the STIP, once approved by the MPO.

The PRDTPW provides for public involvement in development of this STIP. As part of the public participation process and complying with the federal regulations, the PRDTPW also considers petitions of projects from the municipalities, agencies and the general public.

The STIP includes:

- 1- A list of priorities transportation projects proposed to be carried out in the first 4 years.
- 2- Cover a period of not less than 4 years.
- 3- Contain only projects consistent with the statewide plan.

Is financially constrained by year and include financial information to demonstrate which projects are to be implemented.

This document includes the priority list of proposed projects that are to be undertaken by year, consistent with the transportation plan and are financially constrained. Projects included in the Annual Element can be implemented using the allocation of funds for Fiscal Year 2024 and carryover funds.

General transportation priorities are defined as follows:

- 1- Regional projects, projects which involve several municipalities
- 2- Public transportation projects of high impact and investment
- 3- Carryover projects
- 4- Continuity projects
- 5- Construction of transportation facilities
- 6- Improvements of existing transportation facilities
- 7- Construction of shelters/stop for transportation services
- 8- Acquisition of transit and paratransit vehicles to start, maintain or expand local and regional services
- 9- Preventive maintenance cost for transit vehicles
- 10- Operational assistant to paratransit services
- 11- Construction of facilities for maintenance garage for transit vehicles
- 12- Transit enhancement
- 13- Transit security and transit safety projects
- 14- Transportation projects for elderly and handicapped
- 15- Capital and operating expenses that support new public transportation services and alternatives beyond those required by the Americans with Disabilities Act of 1990 (ADA)
- 16- Capital, planning, and operating expenses that support the development and maintenance of transportation services designed to transport low-income individuals to and from jobs and activities related to their employment and to support reverse commute projects.
- 17- State of Good Repair Program
- 18- Bus and Bus Facilities Program

Through an established process as describe in the State Management Plan (SMP), the Public Involvement Plan (PIP) and the MPO Internal Regulations, see (<http://act.dtop.pr.gov/index.php/coordinacion-federal/>), the State solicits and identifies projects from Urbanized and Non-Urbanized, to be include in TIP/STIP Programs.



Statewide Transportation Improvement Program (STIP) Fiscal Years 2023-2026

The STIP is presented in self-explanatory tables with projects organized by priority by mode of transportation and type of Highways projects. This document is divided in two mayor components, the mass transportation projects, carryout with FTA funds and the highways projects, carryout with FHWA funds. Both components are divided by Urbanized and Non–Urbanized projects. The mass transportation projects are identifying by the different FTA programs, being the carryover projects the first listed on each Program.

The Annual Element is presented as part of the Four Year Program.

Since the beginning of the requirement that MPO’s be constituted and because of the wide powers and resources that the PRDTPW has in our relatively small Island, this Agency was designated as the operational and technical staff of the MPO for all the urbanized areas in Puerto Rico.

To assure a forum for cooperative decision-making in the planning process, this MPO makes policy and programming decisions through three Policy Committees.

The first Policy Board Committee is for the San Juan Urbanized Area (SJUA), defined by the 2020 Census as falling in the funding category of areas with over one million inhabitants and comprising the following thirty-three (33) municipalities:

Comprising Municipalities – San Juan Urbanized Area (SJUA)			
Aguas Buenas	Coamo	Manatí	Toa Baja
Barranquitas	Comerio	Maunabo	Toa Alta
Bayamón	Corozal	Morovis	Trujillo Alto
Caguas	Dorado	Naguabo	Vega Alta
Canóvanas	Guaynabo	Naranjito	Vega Baja
Carolina	Gurabo	Orocovis	Yabucoa
Cataño	Humacao	Río Grande	
Cayey	Juncos	San Juan	
Cidra	Las Piedras	San Lorenzo	

The second Policy Board Committee is for Urbanized Area of Aguadilla (AUA), which falls in the funding category of areas with over 200,000 and less than one million inhabitants. It is defined as comprising the following seven (7) municipalities:

Comprising Municipalities – Aguadilla Urbanized Area (AUA)			
Aguada	Isabela	San Sebastián	Rincón
Aguadilla	Añasco	Moca	

The third Policy Board Committee is for Urbanized Areas Under 200,000 Population (UZA), which falls in the funding category of areas with under 200,000 and over than 50,000 in population. It is defined as comprising the following twenty-eight (28) municipalities:

Urbanized Area	Comprising Municipalities – UZA
Arecibo	Arecibo, Camuy, Hatillo, Quebradillas
Fajardo	Ceiba, Fajardo, Luquillo, Naguabo
Barceloneta--Florida--Bajadero	Arecibo, Barceloneta, Florida, Manatí
Guayama	Arroyo, Guayama, Patillas
Juana Díaz	Juana Díaz, Villalba
Mayagüez	Añasco, Hormigueros, Mayagüez
Ponce	Ponce
San Germán – Cabo Rojo	Cabo Rojo, Lajas, Sabana Grande, San Germán
Yauco	Guánica, Guayanilla, Peñuelas, Yauco

The Policy Board Committee also includes representatives from the following agencies involved with the transportation issues:

- ☐ Voting Members:
- i. The Secretary of the Puerto Rico Department of Transportation and Public Works (PRDTPW)

ii. The Executive Director of the Puerto Rico Highways and Transportation Authority (PRHTA)

iii. The Executive Director of the Puerto Rico Integrated Transit Authority (PRITA)

Statewide Transportation Improvement Program (STIP) Fiscal Years 2023-2026

- iv. The Executive Director of the Maritime Transportation Authority (MTA)
- v. The President and General Manager of the Metropolitan Bus Authority (MBA)
- vi. The Executive Director of the Port Authority (PA)
- vii. The Chairman of the Planning Board (PB)
- viii. The President of the Public Services Commission (PSC)
- ix. The Executive Director of the Permissions Management Office (PMO)
- x. The President of the Environmental Quality Board (EQB)
- xi. The Secretary of the Department of Environmental and Natural Resources (DENR)
- xii. Puerto Rico Tourism Company (PRTC)
- xiii. Puerto Rico Emergency Management Agency (PREMA)

2. Non-voting Members:

- i. The Division Administrator, Puerto Rico and US Virgin Islands Division Office
- ii. The Regional Administrator, Region IV of the Federal Transit Administration (FTA)

As a result of the 2020 Census, the urbanized area boundaries in Puerto Rico were not significantly change, with some previously defined urban areas being subdivided while others were consolidated and expanded and new ones were designated. The results of these changes is that only 13 municipalities, out of the 78 that comprise the Commonwealth, do not have within their geographical boundaries any part of the eleven (11) urbanized or metropolitan areas currently designated for Puerto Rico, and therefore do not participate in the technical and policy committees of the MPO. These thirteen (13) non-urbanized municipalities are:

Comprising Municipalities	
Adjuntas	Loiza
Aibonito	Maricao
Ciales	Salinas
Culebra	Santa Isabel
Jayuya	Utua
Las Marias	Vieques
Lares	

Recognizing that these rural or non-urbanized municipalities have the right to participate in the ongoing process of developing a new Statewide Transportation Plan (STP), and in order to follow a logical planning process for Puerto Rico’s transportation system, the PRDTPW/PRHTA develop the STP and the Urbanized Areas’ Long Range Transportation Plans (LRTP’s) within a regionalization scheme that incorporates the six non-urbanized municipalities within regional transportation plans.

PROJECT EVALUATIONS

The following criteria were utilize to evaluated the petitions received to be consider in the programming for FY 2023-2026 TIPs/STIP:

- Compliance with FAST Act /BIL planning factors; and
- Consistency with Long Range Transportation Plan.

The PRHTA Central Planning and Coordination Work Group (CPCWG) with the San Juan, Aguadilla and UZA Technical Committee reviewed and submitted for consideration of the PRMPO the list of projects to be including in the TIPs/STIP.

Infrastructure Investment and Jobs Act (IIJA)

Congress establishes the funding for FTA programs through authorizing legislation that amends Chapter 53 of Title 49 of the U.S. Code. On November 5, Congress sent President Biden the Bipartisan Infrastructure Law for signature. The legislation reauthorizes surface transportation programs for FY 2022-2026 and provides advance appropriations for certain programs. The Bipartisan Infrastructure Law authorizes up to \$108 billion to support federal public transportation programs, including \$91 billion in guaranteed funding.

FEDERAL HIGHWAY ADMINISTRATION (FHWA)

The BIL largely maintains current program structures and funding shares between highways and transit. It is a down-payment for building a 21st century transportation system. The law also makes changes and reforms to many Federal transportation

# Statewide Transportation Improvement Program (STIP) Fiscal Years 2023-2026

programs, including streamlining the approval processes for new transportation projects, providing new safety tools, and establishing new programs to advance critical freight projects.

**IIJA Provisions:**

\$350.8 B (FY 22-26) for highway programs:

- \$303.5 B in Contract Authority (CA) from the Highway Trust Fund (HTF)
- +\$47.3 B in advance appropriations from the General Fund (GF)

More than a dozen new highway programs, including—

**Allocation**

- Bridge Program (formula)-Replace, rehabilitate, preserve, protect, and construct bridges on public roads
- National Electric Vehicle Formula Program-Strategically deploy electric vehicle (EV) charging infrastructure and establish an interconnected network to facilitate data collection, access, and reliability.

**Competitive Grants**

- Safe Streets and Roads for All (SS4A) program-Support local initiatives to prevent transportation-related death and serious injury on roads and streets (commonly referred to as “Vision Zero” or “Toward Zero Deaths” initiatives).
- Promoting Resilient Operations for Transformative, Efficient and Cost-Saving Transportation PROTECT Grants (competitive)-Planning, resilience improvements, community resilience and evacuation routes, and at-risk coastal infrastructure.
- Charging and Fueling Infrastructure Program-Deploy electric vehicle (EV) charging and hydrogen/propane/natural gas fueling infrastructure along designated alternative fuel corridors and in communities
- Congestion Relief Program-Advance innovative, integrated, and multimodal solutions to reduce congestion and the related economic and environmental costs in the most congested metropolitan areas with an urbanized area population of 1M+.
- Bridge Investment Program -Improve bridge (and culvert) condition, safety, efficiency, and reliability.
- Reconnecting Communities Pilot Program-Restore community connectivity by removing, retrofitting, or mitigating highways or other transportation facilities that create barriers to community connectivity, including to mobility, access, or economic development
- Active Transportation Infrastructure Investment Program (ATIIP)- construct projects to provide safe and connected active transportation facilities in active transportation networks or active transportation spines.

- Rural Surface Transportation Grants-Improve and expand the surface transportation infrastructure in rural areas to increase connectivity, improve the safety and reliability of the movement of people and freight, and generate regional economic growth and improve quality of life.
- INFRA-Multimodal freight and highway projects of national or regional significance.
- National Infrastructure Project Assistance-Provide funding through single-year multiyear grant agreements for eligible surface transportation projects
- RAISE Program-Projects with a significant local or regional impact that improve transportation infrastructure.

**FEDERAL TRANSIT ADMINISTRATION (FTA)**

BIL transit program provisions further several important goals, including safety, state of good repair, performance, and program efficiency. BIL gives the Federal Transit Administration (FTA) significant new authority to strengthen the safety of public transportation systems throughout the United States. The Act also puts new emphasis on restoring and replacing our aging public transportation infrastructure by establishing a new needs-based formula program and new asset management requirements. In addition, it establishes performance-based planning requirements that align Federal funding with key goals and tracks progress towards these goals.

New FTA Programs under BIL:

All Stations Accessibility Program:

Provides competitive grants to help eligible applicants upgrade the accessibility of legacy rail systems for people with disabilities, including those who use wheelchairs, by increasing the number of existing stations or facilities for passenger use that meet or exceed the new construction standards of Title II of the Americans with Disabilities Act.

Electric or Low Emitting Ferry Pilot Program:

Provides grants to purchase electric or low-emitting ferries and the electrification of or other reduction of emissions from existing ferries.

Ferry Service for Rural Communities:

Supports states to ensure basic essential ferry service is provided to rural areas.

State of Good Repair and Rail Vehicle Replacement Program:

Provides support to transit agencies that operate fixed-guideway and high-intensity bus systems for the maintenance, replacement, and rehabilitation of capital assets. The Bipartisan Infrastructure Law added a competitive component for state and local governmental authorities to fund capital projects for the replacement of rail rolling stock.

Statewide Transportation Improvement Program (STIP) Fiscal Years 2023-2026

PROGRAMS

TRANSIT ASSET MANAGEMENT

Transit Asset Management (FTA)

In 2016, the Federal Transit Administration (FTA), established a requirement for all public transportation providers that receive federal transit assistance to develop a TAM. According to 49 CFR Section 625.5, transit asset management is: “the strategic and systematic practice of procuring, operating, inspecting, maintaining, rehabilitating, and replacing transit capital assets to manage their performance, risks, and costs over their life cycles, for the purpose of providing safe, cost-effective, and reliable public transportation”.

The Final Rule for the TAM requires transit providers to collect and use asset condition data, set targets, and develop strategies to prioritize investments to meet their goals. Following the principles of Performance-Based Planning for management of transit assets,systems and networks must be part of the planning and management process for the PRHTA. Whenever a TIP/STIP update or amendment, updated targets will be included .The projects included in the amendedSTIP will be in accordance to achieving the targets.

The Performance Measures and Targets for the TAM are divided into four categories of transit assets: rolling stock, facilities, infrastructure and equipment. As part of the Final Rule for the TAM, PRHTA established performance targets for these performance measures:

Rolling Stock Asset Type	Number of Assets	Number of Assets with Known Age	Useful Life Benchmark (ULB)	Average Age	No. of Assets that Meet or Exceed ULB	FY 2022 Performance Target (% not SGR)
AO - Automobile	2	2	6	13.9	2	100%
BU - Bus	11	11	12	12.1	5	45.50%
CU - Cutaway Bus	182	141	8	7	54	38.30%
MB - Minibus	261	233	8	8.4	127	54.50%
SUV - Sport Utility Vehicle	2	2	6	12.3	1	50%
VN - Van	181	171	6	5.5	70	40.90%
Unknown Vehicle Type	3	0	N/A	N/A	N/A	N/A
Total	642	560		7.3	259	46.40%

Equipment Asset Type	Number of Assets	Number of Assets with known Age	Useful Life Benchmark (ULB)	Average Age	No. of Assets that Meet or Exceed ULB	FY 2022 Performance Target (% not SGR)
AO - Automobile	2	1	6	2.3	0	0%
ORTV – Other Rubber Tired Vehicles						
	19	14	6	4.8	4	28.60%
Machinery and Equipment						
	1	1	N/A	N/A	N/A	N/A
Total	22	16		4.4	4	25%



# Statewide Transportation Improvement Program (STIP) Fiscal Years 2023-2026

## TRANSPORTATION ASSET MANAGEMENT (FHWA)

The Federal Highway Administration (FHWA) issued a final rule requiring the development and implementation of a risk-based asset management plan for the National Highway System (NHS) to improve or preserve the condition of the assets and the performance of the system. The rule became effective in October 2, 2017. Asset management refers to a strategic and systematic process of operating, maintaining, and improving physical assets, with a focus on both engineering and economic analysis based upon quality information, to identify a structured sequence of maintenance, preservation, repair, rehabilitation, and replacement actions that will achieve and sustain a desired state of good repair over the life cycle of the assets at optimum cost (23 CFR Part 515 § 515.5).

Puerto Rico Transportation Asset Management (PRTAM) program was established in 2017 with the procurement of the PRTAM plan (PRTAMP). The PRTAMP focus on the NHS pavements, although Non-NHS pavements within the Highway Performance Monitoring System (HPMS) are also considered (see Table 1), and on the National Bridge Inventory (NBI) bridges (see Table 2). The PRTAMP aims to implement a strategic approach to planning, programming, engineering, financing, managing, maintaining, and operating physical assets with the objective of providing the required level of service in the most cost-effective manner. The Initial PRTAMP was delivered and certified in 2018. An updated TAMP was submitted on December 27,2022. The PRTAMP is developed in accordance with federal laws and regulations, since Moving Ahead for Progress in the 21st Century Act (MAP-21) and Fixing America's Surface Transportation ACT (FAST) and the current BIL Act.

The components of the PR-TAMP are:

- Objectives, Measures and Targets for Asset Condition
- Asset Inventory and Conditions
- Performance Gap Identification and Analysis
- Life Cycle Planning Considerations
- Risk Management Analysis
- Financial Plan
- Investment Strategies

Table 1: Pavement Inventory Summary

System	Manager	Length (Km)	Lane Kms.	Length (Mi)	% Length	Lane Miles	% Lane Miles
INTERSTATE	PRHTA	374.25	1,661.08	232.55	4.79%	1,032.14	9.06%
	Metropistas	83.15	409.66	51.67	1.06%	254.55	2.23%
	Autopistas de PR	0.00	0.00	0.00	0.00%	0.00	0.00%
	Municipal	0.00	0.00	0.00	0.00%	0.00	0.00%
	Federal	0.00	0.00	0.00	0.00%	0.00	0.00%
	Subtotal	457.40	2,070.74	284.21	5.86%	1,286.69	11.29%
NHS NON-INTERSTATE	PRHTA	799.93	2,818.67	497.05	10.24%	1,751.43	15.37%
	Metropistas	3.65	14.60	2.27	0.05%	9.07	0.08%
	Autopistas de PR	2.40	9.60	1.49	0.03%	5.97	0.05%
	Municipal	13.40	46.84	8.33	0.17%	29.10	0.26%
	Federal	10.10	27.40	6.28	0.13%	17.03	0.15%
	Subtotal	829.48	2,917.11	515.41	10.62%	1,812.60	15.91%
NON-NHS	PRHTA	6,170.45	12,495.17	3,834.13	79.02%	7,764.11	68.14%
	Metropistas	0.00	0.00	0.00	0.00%	0.00	0.00%
	Autopistas de PR	0.00	0.00	0.00	0.00%	0.00	0.00%
	Municipal	350.95	854.59	218.07	4.49%	531.02	4.66%
	Federal	0.00	0.00	0.00	0.00%	0.00	0.00%
	Subtotal	6,521.40	13,349.76	4,052.19	83.52%	8,295.13	72.80%
TOTAL	PRHTA	7,344.63	16,974.92	4,563.73	94.06%	10,547.69	92.57%
	Metropistas	86.80	424.26	53.93	1.11%	263.62	2.31%
	Autopistas de PR	2.40	9.60	1.49	0.03%	5.97	0.05%
	Municipal	364.35	901.43	226.39	4.67%	560.12	4.92%
	Federal	10.10	27.40	6.28	0.13%	17.03	0.15%
	Total	7,808.28	18,337.61	4,851.82	100.00%	11,394.42	100.00%

Table 2: Bridge Inventory Summary

System	Manager	Number	Deck Area (Sq. Mts.)	% Number	% Area
NHS	PRHTA	722	1,174,493	31%	53%
	Metropistas	111	325,204	5%	15%
	Autopistas de PR	1	54,114	0%	2%
	Federal	0	0	0%	0%
	Subtotal	834	1,553,811	36%	70%
NON-NHS	PRHTA	1,478	645,722	63%	29%
	Metropistas	15	19,963	1%	1%
	Autopistas de PR	0	0	0%	0%
	Federal	8	782	0%	0%
	Subtotal	1,501	666,468	64%	30%
TOTAL	PRHTA	2,200	1,820,215	94%	82%
	Metropistas	126	345,168	5%	16%
	Autopistas de PR	1	54,114	0%	2%
	Federal	8	782	0%	0%
	Total	2,335	2,220,279	100%	100%



# Statewide Transportation Improvement Program (STIP) Fiscal Years 2023-2026

## PERFORMANCE MEASURES

### **PM1 – Highway Safety**

Puerto Rico’s Strategic Highway Safety Plan (SHSP) serves as the primary driver in achieving the established safety performance targets. A key initiative of the SHSP is the development of the High Crash Location Report, which identifies roadway segments with the highest crash occurrences. These locations are classified according to emphasis areas defined and supported by SHSP safety delegates. The findings of this report are used to provide recommendations to the Puerto Rico Highway and Transportation Authority (PRHTA), which then determines which locations are appropriate for inclusion in the Statewide Transportation Improvement Program (STIP). In addition, the SHSP advises PRHTA on how safety projects can support the achievement of HSIP performance targets. The results of the Vulnerable Road User (VRU) Safety Assessment are also being used to comply with the new final rule that mandates investing at least 15% of HSIP funds on projects specifically benefiting vulnerable users. PRHTA is currently in the process of developing new methodologies for HSIP project selection, including a revised Safety Improvement Project Application (SIPA). As part of the SHSP’s strategies and action items, ongoing meetings, training sessions, and educational outreach are also being conducted to support project managers and designers on roadway safety-specific topics.

The performance targets outlined in Puerto Rico’s Long-Range Multimodal Transportation Plan (LRTP) are closely aligned with those established in the Strategic Highway Safety Plan (SHSP) and the Highway Safety Improvement Program (HSIP). The SHSP plays a key role in this alignment by annually presenting the safety performance targets to the Metropolitan Planning Organizations (MPOs), including those for the San Juan and Aguadilla Transportation Management Areas (TMAs). Each year, the MPOs have opted to adopt the same performance targets established under the HSIP rather than developing separate ones. Additionally, the High Crash Location Report, which is developed under the SHSP, includes specific sections for the San Juan and Aguadilla TMAs. This ensures that crash trends and emphasis areas are identified and considered within each TMA. As PRHTA continues to improve its methodologies for safety project selection — including ongoing updates to tools like the Safety Improvement Project Application (SIPA) — the impact of safety investments on achieving performance targets is expected to be increasingly positive.

## PERFORMANCE MEASURES

### **Bridge Projects Impacts**

The projects included in the STIP Amendment 3 may address up to\* 1.71% of NHS bridge deck area which are currently in Poor condition. They are also expected to improve the condition of up to 0.81% of bridge area that is currently in fair condition and extend the life of up to 0.36% of bridge area that is currently in Good condition. Hence, the projects will help achieving condition targets by reducing the percentage of NHS bridge deck area in Poor condition and increasing and preserving the NHS bridge deck area in Good condition. Refer to Table 1 for details.

### **Pavement Projects Impacts**

The projects included in the STIP Amendment 3 have the potential\* to address approximately 2.51% of Interstate and 1.26% of Non-Interstate (NI) NHS pavement lane miles which are currently in Poor condition. They have also the potential to improve the condition of approximately 7.28% Interstate and 3.75% NI NHS pavement lane miles that are currently in fair condition. Additionally, the projects have the potential to extend the life of approximately 0.7% Interstate and 0.04% NI NHS pavement lane miles that are currently in Good condition. Hence, the projects will help achieving condition targets by reducing the percentage of NHS pavement lane miles in Poor condition and increasing and preserving the NHS pavement lane miles in Good condition. Refer to Table 2 for details.

# Statewide Transportation Improvement Program (STIP) Fiscal Years 2023-2026

Table 1: Bridge Projects Impacts

NHS Bridges in STIP Projects			
Bridge ID	System	Area	Condition
730	NHS	622.8	Fair Satisfactory
867	NHS	629.2	Poor
900	NHS	114.73	Poor
931	NHS	629.2	Poor
1016	NHS	3456.54	Poor
1114	NHS	751.25	Poor
1115	NHS	752.5	Fair to Poor
1289	NHS	661.96	Fair Satisfactory
1365	NHS	695.52	Fair Satisfactory
1772	NHS	1679.94	Poor
2012	NHS	2549.04	Poor
2315	NHS	15728.58	Poor
2472	NHS	808.3	Good
2593	NHS	1151.07	Poor
2637	NHS	381	Good
2640	NHS	409.46	Good
2651	NHS	1799.55	Good
2735	NHS	747.5	Fair Satisfactory
2793	NHS	2090.88	Fair to Poor
2854	NHS	374	Good
2855	NHS	166.92	Good
2877	NHS	7136.92	Fair Satisfactory
2899	NHS	1665	Good

2024 Bridge Inventory	
NHS	1561883.53

STIP Projects		
Condition	Area (Sq.Mts.)	% NHS Inventory
Good	5,604.23	0.36%
Fair Satisfactory	9,864.70	0.63%
Fair to Poor	2,843.38	0.18%
Poor	26,689.55	1.71%

Table 2: Pavement Projects Impact

Project Type	Road PR-	From KM	To KM	System	AC Number	Lane Miles	G	F1	F2	F3	P
Pavement	100	0	8.4	NI NHS	230024	19.96	0.66	0	14.5	3.2	1.6
Pavement	26	8.75	15.5	INT	800365	27.28	2.34	10.41	13.74	0.8	0
Pavement	3	37.37	40.4	INT	240017	12.74	0	0.4	2.81	3.02	6.51
Pavement	1	32.5	34	NI NHS	---	3.9	0	0	0	0	3.9
Pavement	129	0.1	3.1	NI NHS	240053	6.87	0	1.44	3.28	1.56	0.6
Pavement	3	0.36	5.76	NI NHS	240016	24.53	0	0	2.81	6.37	15.35
Pavement	25P	0	2.8	NI NHS	230029	3.54	0	0.42	3.12	0	0
Pavement	52 NB	0	14	INT	---	56.23	1.21	2.99	15.21	12.08	24.75
Pave. Safety	385	0	5.3	NI NHS	---	6.18	0	0.4	5.4	0.2	0.18
Pave. Safety	107	0	4.5	NI NHS	240023	8.42	0	1.51	6.89	0	0.01
Pave. Safety	2	204	208	INT	240020	9.74	4.51	2	2.82	0.4	0
Pave. Safety	177	3	6	NI NHS	230048	10.52	0	0	7.54	2.98	0
Pave. Safety	2	214.5	216.5	INT	200311	4.68	0	2.38	1.9	0.4	0
Pave. Safety	2	0	1.1	NI NHS	240022	2.73	0	0	2.71	0	0.02
Pave. Safety	2	140	148.9	INT	240044	24.72	0.93	5.99	10.6	5.99	1.2

2023 Pavement Inventory	
INT	NHS
1,290.78	1,715.54

STIP Projects	INT		NI NHS	
Condition	Lane Miles	% Inventory	Lane Miles	% Inventory
G	8.99	0.70%	0.66	0.04%
F1	24.17	1.87%	3.78	0.22%
F2	47.08	3.65%	46.25	2.70%
F3	22.69	1.76%	14.32	0.83%
P	32.46	2.51%	21.65	1.26%

\* Note that the bridge area is for the entire bridge and the project may address only part of the bridge, hence the “up to” language. Similarly, the pavement data is taken in one lane and extrapolated, while the project may address a different lane, hence the “potential” language.

# Statewide Transportation Improvement Program (STIP) Fiscal Years 2023-2026

---

## PERFORMANCE MEASURES

### PM3 – System Performance and Freight Movement

The PRHTA continues to invest in transit, intelligent transportation systems (ITS), and cyclists and pedestrian facilities which all contribute to improve reliability and provide alternatives to single occupancy vehicle (SOV) travel.

1.The 2023-2026 STIP includes 224 projects related to transit, bicycle, and pedestrian mobility for a total investment of \$203.2 million.

2.The STIP includes another \$55.4 million for preventive maintenance and inspection for Tren Urbano, the fixed guideway system which could make it more attractive to users.

3.Another \$27.4 million is allocated for Intelligent Transportation System (ITS) investment that contributes to the management of congestion.

4.Several new capacity projects are incorporated in the STIP including an Aguas Buenas Bypass, a Cayey Connector, an improved interchange at PR-199/PR-845 with PR-845 widening, and a Cidra Connector.

5.PRHTA has been active in securing additional funds through the Community Development Block Grant (CDBG) program to find additional sources for new capacity projects.

6.PRHTA invests at least \$5.16 million of its limited FHWA funds into Highway Safety Patrols and traffic incident management data collection to reduce non-recurring delays.

7.PRHTA has implemented dynamic toll lanes (DTL) between San Juan and Caguas that both encourage off-peak travel and which added capacity during the peak hours to reduce congestion.

To provide more quantification, PRHTA produced a 14-page document, entitled Documentation of 2024 Reliability Measures 2024-10-28, that summarizes more than 30 statistical analyses of PRHTA’s reliability performance and compared that performance to the performance of all 50 States and the District of Columbia.

# Statewide Transportation Improvement Program (STIP) Fiscal Years 2023-2026

## Project Selection and Cost Estimate

The general procedure to identify project initiatives and estimating the year of expenditure (YOE) dollars for the projects included in the STIP can be summarized as follows:

1. Gather information from the 2028 TAMP, including targets, yearly bridge and pavement investment strategy, and unit costs.
2. Use the TAMP investment strategies to identify the recommended treatment lane miles and bridge deck area per year and treatment type.
3. Identify the treatment gaps on the corresponding TAMP year.
4. Identify road segments and bridges with unfulfilled treatment needs compatible to the identified gaps. This is performed using the Condition, Inventory, and Base Treatment Excel TAMP tools.
5. Compare those road segments and bridges with the projects recently finished, in progress, or programmed. Select those that are not already executed, in execution, or programmed. These become the potential project initiatives to be further evaluated.
6. Use engineering judgment to group data sections in segments needing similar treatments and with a total length adequate for construction. These will constitute the project initiatives.
7. Lists of initiatives are produced.
  - a. The pavement lists include an identification code, road number, kilometer segment, pavement surface type, lane miles, road system, preliminary treatment type, and a preliminary cost estimate based on TAMP unit costs and measured segments requiring treatment.
  - b. The bridge lists include an identification code, bridge number, deck area, road system, preliminary treatment type per bridge component (deck, superstructure, substructure), and a preliminary cost estimate based on TAMP unit costs and bridge deck area.

In general, the PRHTA tends to include several improvement types in their projects. Therefore, pavement projects may also include other features such as highway safety devices, signage, acceleration or deceleration lane improvements, shoulder improvements, and minor bridge preservation. To account for such potential additional features and current inflation, a buffer is applied to the initiatives' preliminary cost estimate. This is the construction cost that is included in the STIP.

In general, the PRHTA tends to include several improvement types in their projects. Therefore, pavement projects may also include other features such as highway safety devices, signage, acceleration or deceleration lane improvements, shoulder improvements, and minor bridge preservation. To account for such potential additional features and current inflation, a buffer is applied to the initiatives' preliminary cost estimate. This is the construction cost that is included in the STIP.

1. Priority was given to segments in the NHS. First priority was given to NHS-Interstate system to advance achieving the TAMP target of a maximum 5% lane miles in Poor condition and to get out of the current penalty as soon as possible. Second priority was given to the NHS Non-Interstate system. Non-NHS follows.
2. Another element considered in programming projects in the STIP is how ready is the project for obligation of FHWA funds.
  - a. Projects in final stage of design/permits are generally assigned to the closest year.
  - b. Projects starting or in early stages of design are generally assigned to the near to mid years.
  - c. Projects in procurement process for design are generally assigned to the mid to later years.
  - d. Projects in early planning process are generally assigned to the latest year.
3. Adjust the construction unit cost estimates from the TAMP to reflect observed increases in construction costs due to market fluctuations and the impacts of the pandemic and Hurricane Maria in the past years.
4. Bridge project selection aimed to reach TAMP targets for improvement in condition rating of bridges by incorporating Bridge rehabilitation and preservation projects in addition to Bridge Replacement projects. Project selection also considered on site conditions, complexity of the National Environmental Policy Act (NEPA) process compliance and Right of Way (ROW) considerations.
5. Priority was given to bridge projects with advanced design progress that were already included in previous STIP revisions.
6. Priority was also given to Critical Finding Bridges and all types of projects for bridges with Off-System classification to comply with Bridge Program Notice and Guidance for additional funding and allocation for Bridges beginning in FY22 through FY26.
7. Project readiness for FHWA funds obligation was also considered, advancing the projects in advanced design stages as follow:
  - a. First, projects in final stage of design/permits
  - b. Second, projects starting or in early stages of Design
  - c. Third, projects in procurement process for Design
  - d. Fourth, all other projects
8. As the STIP needs to be fiscally constrained, projects are programmed based on funding availability and the previously mentioned priorities.

The investment strategies are based upon the expectation that the accelerated inflation experienced after Mariá will normalize and not continue throughout the 10 years. If the assumptions about investment levels, inflation, asset deterioration rates, and future investment strategies change, the resulting asset conditions and cost estimate will also change.

# Statewide Transportation Improvement Program (STIP) Fiscal Years 2023-2026

## Emergency Relief:

The program (Section 5324) assists States and public transportation systems with emergency-related expenses. Emergencies are defined as natural disasters affecting a wide area or a catastrophic failure from an external cause for which the governor of a State has declared an emergency (and the Secretary of Transportation has concurred) or the President has declared a major disaster. The program funds capital projects to protect, repair, reconstruct, or replace equipment and facilities.

It also funds transit agency operating costs related to evacuation, rescue operations, temporary public transportation service, or changing public transportation route service before, during, or after an emergency in an area directly affected. The grants only cover expenses not reimbursed by the Federal Emergency Management Agency (FEMA). The program will provide immediate funding, similar to the FHWA emergency program. Funding will be appropriated by Congress as needed.

The following sections describe some of the various funding sources for FTA programs, which are including in this document:

- §5307 Urbanized Area Formula Grants
- §5310 Enhanced Mobility of Seniors and Individuals with Disabilities
- §5311 No-Urbanized Area Formula Grants
- §5337 State of Good Repair Grants
- §5339 Bus and Bus Facilities Grants

## URBANIZED AREA FORMULA GRANTS (SECTION 5307)

The PRHTA is the designated recipient of funds apportioned to the Puerto Rico UZA. The funds are apportioned based on legislative formulas, with different formulas applying to UZAs with populations less than 200,000. The Puerto Rico UZA apportionment formula is based on population and population density statistics from the most recent decennial census.

This program provides grants to urbanized areas to support public transportation. Funding is distributed by formula based on the level of transit service provision, population, and other factors. The section 5307 provides federal funds for capital, planning, job access and reverse commute projects, and, in this case, operating assistance for public transportation in urbanized area with a population of less than 200,000.

Activities eligible under the former Job Access and Reverse Commute (JARC) program, which focused on providing services to low-income individuals to access jobs, are now eligible under the Urbanized Area Formula program. These include operating assistance with a 50 percent local match for job access and reverse commute activities. In addition, the urbanized area formula for distributing funds now includes the number of low-income individuals as a factor. There is no floor or ceiling on the amount of funds that can be spent on job access and reverse commute activities.



# Statewide Transportation Improvement Program (STIP) Fiscal Years 2023-2026

## *Expanded eligibility for operating expenses for systems with 100 or fewer buses*

BIL continues the eligibility for using Urbanized Area Formula funds for operating expenses. Previously, only urbanized areas with populations below 200,000 were eligible to use Federal transit funds for FTA of funding for operating expenses. The special rule allows recipients in urbanized areas with populations of 200,000 or above and that operate 100 or fewer buses in fixed route service during peak hours, to receive a grant for operating assistance subject to a maximum amount per system as explained below:

- a. Public transportation systems that operate a minimum of 76 buses and a maximum of 100 buses in fixed route service during peak service hours may receive operating assistance in an amount not to exceed 50 percent of the share of the apportionment that is attributable to such systems within the urbanized area, as measured by vehicle revenue hours.
- b. Public transportation systems that operate 75 or fewer buses in fixed route service during peak service hours may receive operating assistance in an amount not to exceed 75 percent of the share of the apportionment that is attributable to such systems within the urbanized area, as measured by vehicle revenue hours.

## *Eligibility for Safety Certification Training*

The section 5307 funds are permitted to use not more than 0.5 percent of their formula funds under the Urbanized Area Formula Program to pay not more than 80% of the cost of participation for an employee who is directly responsible for safety oversight to participate in public transportation safety certification training. Safety certification training program requirements will be established in accordance with section 5329.

## **ENHANCED MOBILITY OF SENIORS AND INDIVIDUALS WITH DISABILITIES PROGRAM (SECTION 5310)**

This program provides formula funding to increase the mobility of seniors and persons with disabilities. Funds are apportioned based on the commonwealth share of the targeted populations and are now apportioned to the commonwealth for all areas fewer than 200,000 and large urbanized areas (over 200,000). The former New Freedom

program (5317) is folded into this program. The New Freedom program provided grants for services for individuals with disabilities that went above and beyond the requirements of the Americans with Disabilities Act (ADA). Activities eligible under New Freedom are now eligible under the Enhanced Mobility of Seniors and Individuals with Disabilities program.

Projects selected for funding must be included in a locally developed, coordinated public transit human services transportation plan; and the competitive selection process, which was required under the former New Freedom program, is now optional. At least 55 percent of program funds must be spent on the types of capital projects eligible under the former section 5310 -- public transportation projects planned, designed, and carried out to meet the special needs of seniors and individuals with disabilities when public transportation is insufficient, inappropriate, or unavailable. The remaining 45 percent may be used for: public transportation projects that exceed the requirements of the ADA; public transportation projects that improve access to fixed-route service and decrease reliance by individuals with disabilities on complementary paratransit; or, alternatives to public transportation that assist seniors and individuals with disabilities. Using these funds for operating expenses requires a 50 percent local match while using these funds for capital expenses (including acquisition of public transportation services) requires a 20 percent local match.

## **STATE OF GOOD REPAIR GRANTS (SECTION 5337)**

BIL continues with the program to maintain public transportation systems in a state of good repair. This program replaces the fixed Guideway modernization program (Section 5309).

Funding is limited to Fixed Guideway systems (including rail, bus rapid transit, and passenger ferries) and high intensity bus (high intensity bus refers to buses operating in high occupancy vehicle (HOV) lanes.) Projects are limited to replacement and rehabilitation, or capital projects required to maintain public transportation systems in a state of good repair. Projects must be included in a transit asset management plan to receive funding. The new formula comprises: (1) the former Fixed Guideway modernization formula; (2) a new service-based formula; and (3) a new formula for buses on HOV lanes.

# Statewide Transportation Improvement Program (STIP) Fiscal Years 2023-2026

## BUS AND BUS FACILITIES FORMULA GRANTS (SECTION 5339)

The formula grant program is established under Section 5339, replaces the previous Section 5309 competitive Bus and Bus Facilities program. This program is a source of funding for the urbanized area, but replaces the previous competitive program under which the transit system was able to obtain several large grants. The program provides funding to replace, rehabilitate, and purchase buses and related equipment as well as construct bus-related facilities.

## LONG RANGE TRANSPORTATION PLAN CONSISTENCY

A primary consideration in the selection of projects is the consistency with the LRTP. The LRTP is a regional plan for surface transportation projects that are regional significance and address the projected surface transportation needs of Puerto Rico residents and visitors.

Using the LRTP as the starting point, major projects that were expected to be ready for implementation within the four-year TIP programming period, were considered by the UZA PRMPO members. The PRMPO members requested project listings also included surface transportation projects and highways projects that are proposed to be funded with federal funds.

## REVISION TO THE TIP

The following administrative provisions have been established in order to ensure timely implementation and oversight of the TIPs/STIP for FTA and FHWA project. A revision refers to a change to the TIPs/STIP that occurs as needed. A minor revision is an “administrative modification,” while a major revision is an “amendment,” as described below:

## ADMINISTRATIVE MODIFICATION

Administrative modifications are minor revisions to the TIPs/STIP. These types of revisions do not require solicitation of public comment or re-demonstration of financial constraint. However, the TIPs/STIP must remain financially constrained, and administrative modifications must not result in the addition or deletion of another

project, including the deferral of a project to a year that is outside of the four year TIPs/STIP. There are two types of administrative modifications, **pre-approved** and **expedited**:

### Pre-Approved Administrative Modifications

To prevent TIPs/STIP procedures from becoming overly burdensome, Federal regulations allow procedures for administrative modifications to be commensurate with its perceived impact. Recognizing the need to streamline the process for these minor changes, pre-approved administrative modifications, are true as long as the following conditions apply:

- The administrative modifications do not affect financial constraint of the TIPs/STIP; and
- The administrative modification does not change the scope of the project or the environmental determination.

The following revisions could be considered as administrative modifications:

- a) The source of federal funds designated for a project may be revised to reflect a different funding program administered by the same U.S. DOT operating agency.
- b) Federal funding for a project may be changed to local funding.
- c) The amount programmed for a project phase may be revised to reflect changes in cost estimates. Additional funding may reflect **up to 30%** of the project estimated cost, without exceeding the annual allocation of federal funds.
- d) Additional federal funding, such as congressional earmarks or competitive funds may be added to a project currently included in the TIPs/STIP.
- e) In order to expedite project selection for implementation and ensure timely TIPs/STIP implementation, projects may be advanced from their programmed year if they are “ready-to-go.”
- f) Projects may be deferred to a later year if they are not “ready-to-go” as originally programmed.
- g) A project phase may be deleted or deferred to a year that is outside of the four -year TIPs/STIP as long as another phase of the project remains in the TIPs/STIP and the project’s scope is not affected.

# Statewide Transportation Improvement Program (STIP) Fiscal Years 2023-2026

- h) Changes may be made to projects that are included in the TIPs/STIP for illustrative purposes.
- i) A project’s description may be revised or clarified as long as the project’s scope is not affected.

Earmarks and competitive funds are pre-approved administrative modifications.

## Expedited Administrative Modifications

Requests for expedited approval of administrative modifications are submitted directly to the PRMPO Policy Committee without solicitation of public comment. The administrative modification must not affect the financial constraint of the TIPs/STIP.

Expedited administrative modifications include the following:

- c+ Changing from replacement buses to expansion buses (and versa).
- d+ Changing the scope of a project to accommodate environmental impact" mitigation measures.
- e+ Changing the size of revenue rolling stock (e.g. vans, 30’ buses) if the" changes results in a change in the total carrying capacity by **25 percent or" less.**
- f+ Changing the quantity for the acquisition for revenue rolling stock that" **exceeds 25 percent or less** of the original quantity.

## AMENDMENT

In the Metropolitan Transportation Planning Final Rule an Amendment “means a revision to a long-range statewide or metropolitan transportation plan, TIPs, or STIP that involves a major change to a project included in a metropolitan transportation plan, TIPs, or STIP, including the addition or deletion of a project or a major change in project cost, project/project phase initiation dates, or a major change in design concept or design scope (e.g., changing project termini or the number of through traffic lanes). The changes to projects those are included only for illustrative purposes do not require an amendment. An amendment is a revision that requires public review and comment, re-demonstration of fiscal constraint, or a conformity determination (for metropolitan transportation plans and TIPs involving “non-exempt” projects in nonattainment and

*maintenance areas). In the context of a long-range statewide transportation plan, an amendment is a revision approved by the State in accordance with its public involvement process.”*

If the amendment is required, it shall be processed through the PRMPO administrative processes with communication of the changes to the PRMPO policy board, PRDTPW and FHWA/FTA. An amendment requires public review and comment, re-demonstration of fiscal constraint, and a conformity determination in air quality non-attainment and maintenance areas, as needed.

Within the context of current planning rules amendment guidelines, can be further categorized as minor or major.

Major amendment includes the following actions:

- a) Adding a project to the TIPs/STIP.
- b) Deleting a project from the TIPs/STIP, including deferring a project to a year that is outside of the four-year TIPs/STIP.
- c) Significantly modifying the design concept or design scope of a programmed project (e.g., changing the project scope). For projects programmed with FTA funds, a change in a project’s scope is considered “major” if the change materially alters the objective or description of the project, or the size, type, or quantity of items. Examples include:
  - 1- Changing the size of revenue rolling stock (e.g. vans, 30’ buses) if the change results in a change in the total carrying capacity by **more than 25 percent.**
  - 2- Changing the quantity for revenue rolling stock that are **more than 25 percent (plus)** of the original quantity.
  - 3- Revising the amount programmed for a project phase if it increases the estimated total project cost by **more than 30 percent.**

## Statewide Transportation Improvement Program (STIP) Fiscal Years 2023-2026

A major amendment to the TIP/STIP requires formal public notice and appropriate comment opportunity as provided in the PRMPO public involvement plan. Following appropriate consideration of public comments, a major amendment requires approval by the PRMPO policy board and must be submitted by PRDTPW to the PHWA and FTA.

### THE PRHTA FIVE YEARS PRIORITY CAPITAL IMPROVEMENT PROGRAM (CIP)

The PRHTA CIP is the basis for preparation of the STIP and TIP's for FHWA federal-aid-projects. Highways and Transportation projects using FHWA funds are also included in the Five-Year CIP, updated no less than once a year. This Program is based on the Agency budget that is financed by revenues from gasoline and diesel taxes, vehicles registration fees, toll road collection, the federal funds apportionment's (FHWA/FTA), and interim financing and bonds issues.

As a medium range plan the CIP is consistent with the twenty-year master plan prepared by the Puerto Rico Planning Board for the San Juan Metropolitan Region (SJMR). It also considers the metropolitan area transportation studies, the Statewide Transportation Study results and recommendations. Highway projects priorities are based on the following factors:

- Support of public policy regarding land use and development, as established in long and medium range plans
- Improving condition and level of service of existing facilities
- Presence in the master plan
- Projects requested by citizens, legislators, agencies and elected local officials
- Provision of new and improved access to Industrial Parks, Ports, Airports and other points of agricultural, tourism, or commercial importance activities
- Traffic analysis and projections
- Cost benefits analysis of competing projects
- Availability of funds
- Coordination with federal agencies

During the year, the CIP is subjected to continued analysis and changes resulting from project delays in design, increases or decreases in project cost estimates, and other related information. The CIP is updated at least once a year, to reflect changes in bidding dates, project cost, scope of works, and project termini, among other elements.

In compliance with Law Number 74 of the year 1965, the HTA prepares a Capital Improvement Program (CIP), in which all highway and transportation projects, both federal (FHWA) funded and non-federal funded projects, are program for a five year period. The highway and transportation projects that appeared in the CIP are consistent with the TIP and STIP, which in turn are based on the projects recommended on the Regional (UZAS) and the Metropolitan Long Range Transportation Plans.

The CIP is included in the Four Year Investment Program (PICA which stands for Programa de Inversiones de Cuatro Años) prepared by the Puerto Rico Planning Board.

The Program Office of the HTA evaluates the highway project petitions based on the following criteria:

- Support of the public policy regarding land use and development, as establish in the Islandwide Long Range Transportation Plans
- Improving condition and level of service of existing facilities
- Presence in the Islandwide, Metropolitan or Regional Long Range Transportation Plans
- Provision of new and improved access to industrial parks, ports, airports, and other activities such as: agricultural, tourism, or commercial centers
- Traffic analysis projections
- Availability of funds
- Cost benefits analysis of competing projects
- Coordination with federal agencies

This criteria will allow for a thorough transportation planning process and compliance with local and federal laws and regulations.

Federal Transit Administration (FTA)

Summary of Total Federal Estimated Projects Costs

FTA Section	2023	2024	2025	2026	TOTAL
Section 5307			\$ 205,513,570	\$ 58,246,781	\$ 263,760,351
Section 5310			\$ 11,365,891	\$ 1,846,982	\$ 13,212,873
Section 5311			\$ 16,561,444	\$ 3,011,315	\$ 19,572,759
Section 5311 RTAP			\$ 110,910.00	\$ 125,126.00	\$ 236,036.00
Section 5329			\$ 615,673.00		\$ 615,673.00
Section 5337			\$ 42,710,158	\$ 11,100,000	\$ 53,810,158
Section 5339			\$ 10,244,577	\$ 3,728,430	\$ 13,973,007
Total			\$ 287,122,223	\$ 78,058,634	\$ 365,180,857



Project Financial Plan for FTA Programs

A. San Juan Urbanized Area

I. The Federal cost for projects, for FTA programs, are as follows:

FTA Section	2023	2024	2025	2026	TOTAL
Section 5307			\$ 130,102,690	\$ 37,477,993	\$ 167,580,683
Section 5310			\$ 3,547,731	\$ 217,876	\$ 3,765,607
Section 5329			\$ 615,673		\$ 615,673
Section 5337			\$ 42,710,158	\$ 11,100,000	\$ 53,810,158
Section 5339			\$ 4,444,173	\$ 3,019,080	\$ 7,463,253
Total			\$ 181,420,425	\$ 51,814,949	\$ 233,235,374

There is a variation between programmed funds and allocated funds. Programmed funds are not always obligated in total, as the priority is given to projects with funds that are about to lapse.

II. FTA federal assistance is distributed as follow:(carryover projects are included ):

SAN JUAN URBANIZED AREA APPORTIONMENT

SECTION 5307 AND 5340 URBANIZED AREA	
FY 2022 Apportionment	\$35,585,706.00
FY 2023 Apportionment	\$36,967,660.00
FY 2024 Apportionment	\$27,013,461.00
FY 2025 Apportionment	\$26,912,037.00
Total Funds Available	\$126,478,864.00

SECTION 5310 ENHANCED MOBILITY OF SENIORS AND INDIVIDUALS WITH DISABILITIES PROGRAM	
FY 2023 Apportionment	\$3,547,731.00
FY 2024 Apportionment	\$3,501,663.00
FY 2025 Apportionment	\$3,478,832.00
Total Funds Available	\$10,528,226.00

SECTION 5329 STATE SAFETY OVERSIGHT PROGRAM	
FY 2023 Apportionment	\$615,673.00
FY 2024 Apportionment	\$621,172.00
FY 2025 Apportionment	\$628,926.00
Total Funds Available	\$1,865,771.00

SECTION 5337 HIGH INTENSITY FIXED GUIDEWAY STATE OF GOOD REPAIR	
FY 2022 Apportionment	\$9,368,548.00
FY 2023 Apportionment	\$11,101,170.00
FY 2024 Apportionment	\$11,292,905.00
FY 2025 Apportionment	\$11,516,841.00
Total Funds Available	\$43,279,464.00

SECTION 5339 BUS AND BUS FACILITIES FORMULA GRANTS	
FY 2023 Apportionment	\$551,983.00
FY 2024 Apportionment	\$1,797,130.00
FY 2025 Apportionment	\$1,786,493.00
Total Funds Available	\$4,135,606.00

Project Financial Plan for FTA Programs

A. Aguadilla Urbanized Area

I. The Federal cost for projects, for FTA programs, are as follows:

FTA Section	2023	2024	2025	2026	TOTAL
Section 5307	\$ -	\$ -	\$ 1,840,087.00	\$ 931,602.00	\$ 2,771,689.00
Section 5310	\$ -	\$ -	\$ 877,651.00	\$ 248,794.00	\$ 1,126,445.00
Section 5339	\$ -	\$ -	\$ 176,347.00	\$ -	\$ 176,347.00
Total		\$ -	\$ 2,894,085.00	\$ 1,180,396.00	\$ 4,074,481.00

There is a variation between programmed funds and allocated funds. Programmed funds are not always obligated in total, as the priority is given to projects with funds that are about to lapse.

II. FTA federal assistance is distributed as follow (carryover projects are included):

AGUADILLA URBANIZED AREA APPORTIONMENT

SECTION 5307 AND 5340 URBANIZED AREA	
FY 2021 Apportionment	\$2,536,730.00
FY 2022 Apportionment	\$3,394,008.00
FY 2023 Apportionment	\$3,493,753.00
FY 2024 Apportionment	\$2,015,419.00
FY 2025 Apportionment	\$2,307,601.00
Total Funds Available	\$13,747,511.00

SECTION 5310 ENHANCED MOBILITY OF SENIORS AND INDIVIDUALS WITH DISABILITIES PROGRAM	
FY 2024 Apportionment	\$472,848.00
FY 2025 Apportionment	\$484,238.00
Total Funds Available	\$957,086.00

SECTION 5339 BUS AND BUS FACILITIES FORMULA GRANTS	
FY 2022 Apportionment	\$169,971.00
FY 2023 Apportionment	\$275,555.00
FY 2024 Apportionment	\$143,295.00
FY 2025 Apportionment	\$172,516.00
Total Funds Available	\$761,337.00

Project Financial Plan for FTA Programs

A. Urbanized Areas Under 200,000 in Population (UZA)

I. The Federal cost for projects, for FTA programs, are as follows:

FTA Section	2023	2024	2025	2026	TOTAL
Section 5307			\$ 72,693,741.00	\$ 19,577,889.00	\$ 92,271,630.00
Section 5310			\$ 6,737,477.00	\$ 1,254,355.00	\$ 7,991,832.00
Section 5339			\$ 5,624,057.00	\$ 709,350.00	\$ 6,333,407.00
Total			\$ 85,055,275.00	\$ 21,541,594.00	\$ 106,596,869.00

There is a variation between programmed funds and allocated funds. Programmed funds are not always obligated in total, as the priority is given to projects with funds that are about to lapse.

II. FTA federal assistance is distributed as follow (carryover projects are included) :

URBANIZED AREAS UNDER 200,000 POPULATION APPORTIONMENT

SECTION 5307 AND 5340 URBANIZED AREA	
FY 2023 Apportionment	\$21,915,943.00
FY 2024 Apportionment	\$19,093,244.00
FY 2025 Apportionment	\$18,922,493.00
Total Funds Available	\$59,931,680.00

SECTION 5310 ENHANCED MOBILITY OF SENIORS AND INDIVIDUALS WITH DISABILITIES PROGRAM	
FY 2023 Apportionment	\$2,497,269.00
FY 2024 Apportionment	\$2,857,501.00
FY 2025 Apportionment	\$2,911,595.00
Total Funds Available	\$8,266,365.00

SECTION 5339 BUS AND BUS FACILITIES FORMULA GRANTS	
FY 2022 Apportionment	\$1,483,443.00
FY 2023 Apportionment	\$1,634,453.00
FY 2024 Apportionment	\$1,347,222.00
FY 2025 Apportionment	\$1,390,555.00
Total Funds Available	\$5,855,673.00

Project Financial Plan for FTA Programs

A. Non-urbanized Area

I. The Federal cost for projects, for FTA programs, are as follows:

FTA Section	2023	2024	2025	2026	TOTAL
Section 5311			\$ 16,561,444.00	\$ 3,011,315.00	\$ 19,572,759.00
Section 5311 RTAP			\$ 110,910.00	\$ 125,126.00	\$ 236,036.00
Section 5310			\$ 528,311.00	\$ 125,957.00	\$ 654,268.00
Total			\$ 17,200,665.00	\$ 3,262,398.00	\$ 20,463,063.00

There is a variation between programmed funds and allocated funds. Programmed funds are not always obligated in total, as the priority is given to projects with funds that are about to lapse.

II. FTA federal assistance is distributed as follow (carryover projects are included) :

NON-URBANIZED AREA

SECTION 5311 URBANIZED AREA	
FY 2023 Apportionment	\$2,834,011.00
FY 2024 Apportionment	\$3,749,950.00
FY 2025 Apportionment	\$3,814,839.00
Total Funds Available	\$10,398,800.00

SECTION 5311-RTAP URBANIZED AREA	
FY 2023 Apportionment	\$110,910.00
FY 2024 Apportionment	\$125,126.00
FY 2025 Apportionment	\$127,060.00
Total Funds Available	\$363,096.00

SECTION 5310 DS URBANIZED AREA	
FY 2023 Apportionment	\$60,576.00
FY 2024 Apportionment	\$538,093.00
FY 2025 Apportionment	\$545,122.00
Total Funds Available	\$1,143,791.00

# *San Juan Urbanized Area*





---

*Government of Puerto Rico*  
*Puerto Rico Department of Transportation and Public Works*  
*Puerto Rico Highways and Transportation Authority*

***Statewide Transportation Improvement Program (STIP)***

***FEDERAL TRANSIT ADMINISTRATION (FTA)***  
***San Juan Urbanized Area (SJUA)***  
***(UA > 1,000,000 in Population)***

GOVERNMENT OF PUERTO RICO  
PUERTO RICO DEPARTMENT OF TRANSPORTATION AND PUBLIC WORKS  
PUERTO RICO HIGHWAY AND TRANSPORTATION AUTHORITY  
STATEWIDE TRANSPORTATION IMPROVEMENT PROGRAM  
FISCAL YEARS 2023-2026  
AMENDMENT #4

SECTION 5307: SAN JUAN URBANIZED AREA (SJUA)

Num.	Description	Grantee	Year		Annual Element				Total Estimated Cost	Source of Local Funds	Remarks
					2023	2024	2025	2026			
1	Improvement to Trolley Maintenance Garage, Phase II	Bayamón	2017	F			144,000		144,000	Toll Credit	Carryover Funds FY 2017 TRAMS App # 2008-2024-3
				S			-		-		
				T			144,000		144,000		
2	Improvement to Trolley Maintenance Garage, Phase II-B	Bayamón	2017	F				1,420,000	1,420,000	Toll Credit	Carryover Funds FY 2017
				S					-		
				T				1,420,000	1,420,000		
3	Pedestrian and bicycle connection in Santa Cruz Sector	Bayamón	2023	F			500,000	4,959,942	5,459,942	Toll Credit	TRAMS App# 2008-2024-1
				S					-		
				T			500,000	4,959,942	5,459,942		
4	Operating Assistance for ADA Paratransit Program	Bayamón	2023	F			96,500		96,500	Toll Credit	TRAMS App# 2008-2024-2
				S							
				T			96,500		96,500		
5	Preventive Maintenance for Vehicles	Bayamón	2023	F			100,000		100,000	Toll Credit	TRAMS App # 2008-2024-2
				S							
				T			100,000		100,000		
6	Preventive Maintenance for Transit Vehicles and Maintenance for Shelters and Terminals	Bayamón	2023	F			5,000		5,000	Toll Credit	TRAMS App # 2008-2024-2
				S							
				T			5,000		5,000		
7	Real Time Mobile Application	Bayamón	2024	F			55,000		55,000	Toll Credit	TRAMS App# 2008-2024-2
				S							
				T			55,000		55,000		
8	Five (5) Bus Shelter Replacement for Existing Route	Bayamón	2024	F			273,000		273,000	Toll Credit	TRAMS App# 2008-2024-2
				S							
				T			273,000		273,000		
9	Eigth (8) Bus Shelters Reconstruction for New Route	Bayamón	2024	F			245,000		245,000	Toll Credit	TRAMS App# 2008-2024-2
				S							
				T			245,000		245,000		
10	Acquisition and Installation of 30 Bus Shelters for the Trolleys Routes	Caguas	2023	F			263,550		263,550	Toll Credit	
				S							
				T			263,550		263,550		
11	Acquisition of 30 Bycycle Racks in the Bus Shelters on the Fixed Routes	Caguas	2024	F			7,962		7,962	Toll Credit	
				S					-		
				T			7,962		7,962		
12	Bus Shelter for SITUR Route Municipality of Canóvanas	PRHTA	2022	F			324,890		324,890	Toll Credit	
				S					-		
				T			324,890		324,890		
13	Preventive Maintenance for Public Transportation Municipality of Canóvanas	PRHTA	2022	F			152,400		152,400	Toll Credit	TRAMS App#5489-2024-18 \$152,400 (FY24 \$76,200) (FY25 \$76,200)
				S					-		
				T			152,400		152,400		
14	Acquisition of three (3) Fixed Route Vehicles Municipality of Canóvanas	PRHTA	2025				417,000		417,000		
							417,000		417,000		
15	Acquisition of one (1) Administrative Vehicles for the Transportation System Municipality of Canóvanas	PRHTA	2023	F			40,000		40,000	Toll Credit	TRAMS App#5489-2024-18
				S							
				T			40,000		40,000		

GOVERNMENT OF PUERTO RICO  
PUERTO RICO DEPARTMENT OF TRANSPORTATION AND PUBLIC WORKS  
PUERTO RICO HIGHWAY AND TRANSPORTATION AUTHORITY  
STATEWIDE TRANSPORTATION IMPROVEMENT PROGRAM  
FISCAL YEARS 2023-2026  
AMENDMENT #4

SECTION 5307: SAN JUAN URBANIZED AREA (SJUA)

Num.	Description	Grantee	Year		Annual Element				Total Estimated Cost	Source of Local Funds	Remarks
					2023	2024	2025	2026			
16	Drugs and Alcohol Test	Carolina	2020	F			3,000		3,000	Toll Credit	Remaining Balance from FY 2023 TRAMS App # 2038-2023-1
				S					-		
				T			3,000		3,000		
17	Contracting on the Non-fixed ADA Paratransit Services	Carolina	2020	F			252,080	45,920	298,000	Toll Credit	Carryover Funds FY 2020-2022 TRAMS App # 2038-2023-1(\$149,00) \$252,080 (FY24 \$149,000) (FY25 \$103,080)
				S					-		
				T			252,080	45,920	298,000		
18	Design Transit Buses Yard, Staff Office and Driver Rest Area	Carolina	2020	F			389,605		389,605	Toll Credit	Carryover Funds FY 2020
				S			-		-		
				T			389,605		389,605		
19	Construction of Transit Buses Yard, Staff Office and Driver Rest Area	Carolina	2020	F			700,000		700,000	Toll Credit	Carryover Funds FY 2020
				S			-		-		
				T			700,000		700,000		
20	Preventive Maintenance	Carolina	2020	F			637,972	5,620	643,592	Toll Credit	Carryover Funds FY2020 TRAMS App# #2038-2023-1(\$343,592) \$637,972(FY24 \$343,592) (FY25 \$294,380)
				S					-		
				T			637,972	5,620	643,592		
21	Acquisition of nine (9) transit buses to replace units that exceeded its useful life	Carolina	2022	F			1,353,177		1,353,177	Toll Credit	Carryover Funds FY 2022 TRAMS App #2038-2023-1
				S			-		-		
				T			1,353,177		1,353,177		
22	Acquisition of three (3) transit buses to replace units that exceeded its useful life	Carolina	2022	F			1,415,928		1,415,928	Toll Credit	Carryover Funds 2019 TRAMS App #2038-2023-1
				S					-		
				T			1,415,928		1,415,928		
23	Acquisition of two (2) paratransit buses to replace units that exceeded its useful life	Carolina	2022	F			204,000		204,000	Toll Credit	TRAMS App #2038-2023-1
				S			-		-		
				T			204,000		204,000		
24	Acquisition of one (1) new support vehicle to replace units that exceeded its useful life	Carolina	2022	F			42,839		42,839	Toll Credit	Carryover funds FY 2022 TRAMS App# 2038-2023-1
				S			-		-		
				T			42,839		42,839		

GOVERNMENT OF PUERTO RICO  
PUERTO RICO DEPARTMENT OF TRANSPORTATION AND PUBLIC WORKS  
PUERTO RICO HIGHWAY AND TRANSPORTATION AUTHORITY  
STATEWIDE TRANSPORTATION IMPROVEMENT PROGRAM  
FISCAL YEARS 2023-2026  
AMENDMENT #4

SECTION 5307: SAN JUAN URBANIZED AREA (SJUA)

Num.	Description	Grantee	Year		Annual Element				Total Estimated Cost	Source of Local Funds	Remarks
					2023	2024	2025	2026			
25	Acquisition and installation of security equipment (GPS/AVL, APC, Cameras, DVD, and Licenses) for 15 new Transit Buses	Carolina	2023	F			142,875		142,875	Toll Credit	Carryover Funds 2019 TRAMS App #2038-2023-1
				S			-		-		
				T			142,875		142,875		
26	Acquisition and installation of security equipment: (GPS/AVL, APC, Cameras, DVD, and Licenses) for 12 New Transit Buses to replace units that exceeded its useful life.	Carolina	2023	F			114,300		114,300	Toll Credit	TRAMS App #2038-2023-1
				S			-		-		
				T			114,300		114,300		
27	Acquisition and installation of security equipment (GPS/AVL, APC, Cameras, DVD, and Licenses) for two (2) new Paratransit Buses.	Carolina	2022	F			19,050		19,050	Toll Credit	Carryover Funds FY 2022 TRAMS App #2038-2023-1
				S			-		-		
				T			19,050		19,050		
28	Acquisition of Signs for SITRAC Bus Stops and Routes	Carolina	2024	F			146,300		146,300	Toll Credit	TRAMS App #2038-2023-1
				S					-		
				T			146,300		146,300		
29	Interior Cleaning of Buses	Carolina	2024	F			137,970		137,970	Toll Credit	TRAMS App #2038-2023-1(\$68,985) \$137,970 (FY24 \$68,985) (FY25 \$68,985)
				S					-		
				T			137,970		137,970		
30	Funds for the Construction of SITRAC Barrazas Terminal	Carolina	2025	F			1,153,667		1,153,667	Toll Credit	
				S							
				T			1,153,667		1,153,667		
31	Acquisition of two (2) New Vehicles for Paratransit Service-Municipality of Cataño	PRHTA	2024	F			197,303		197,303	Toll Credit	TRAMS App #5489-2023-10
				S					-		
				T			197,303		197,303		
32	Acquisition and Installation of Support Equipment for Vehicles-Municipality of Cataño	PRHTA	2024	F			3,200		3,200	Toll Credit	TRAMS App #5489-2023-10
				S					-		
				T			3,200		3,200		
33	Drug and Alcohol Testing-Municipality of Cataño	PRHTA	2024	F			392		392	Toll Credit	TRAMS App #5489-2023-10
				S					-		
				T			392		392		
34	Acquisition and Installation of 96 Bus Stops Sign for Fixed Route-Municipality of Cataño	PRHTA	2024	F			50,400		50,400	Toll Credit	TRAMS App #5489-2023-10
				S					-		
				T			50,400		50,400		

GOVERNMENT OF PUERTO RICO  
PUERTO RICO DEPARTMENT OF TRANSPORTATION AND PUBLIC WORKS  
PUERTO RICO HIGHWAY AND TRANSPORTATION AUTHORITY  
STATEWIDE TRANSPORTATION IMPROVEMENT PROGRAM  
FISCAL YEARS 2023-2026  
AMENDMENT #4

SECTION 5307: SAN JUAN URBANIZED AREA (SJUA)

Num.	Description	Grantee	Year		Annual Element				Total Estimated Cost	Source of Local Funds	Remarks
					2023	2024	2025	2026			
35	Acquisition of two (2) 32 feet Minibuses of 24 passengers for the Replacement of two (2)30 feet Minibuses	Cayey	2020	F			540,000		540,000	Toll Credits	Carryover Funds FY 2020 TRAMS App #5584-2025-1
				S					-		
				T			540,000		540,000		
36	Design of Pedestrian bridge form Main Terminal to Turabo University	Cayey	2020	F			150,000		150,000	Toll Credit	TRAMS App #5584-2025-1
				S							
				T			150,000		150,000		
37	Acquisition of one (1) Support Vehicle for the Transportation System	Cayey	2024	F			49,103		49,103	Toll Credit	TRAMS App #5584-2025-1
				S			-		-		
				T			49,103		49,103		
38	Acquisition of Electronic Equipment and Software for Vehicles of the Fixed Route	Cayey	2024	F			37,079		37,079	Toll Credit	TRAMS App #5584-2025-1
				S							
				T			37,079		37,079		
39	Acquisition of Electronic Equipment and Software for vehicles of ADA Complementary Paratransit Service.	Cayey	2024	F			21,188		21,188	Toll Credit	TRAMS App #5584-2025-1
				S							
				T			21,188		21,188		
40	Acquisition of Security Surveillance Equipment for the FTA Terminal Facility System.	Cayey	2024	F			17,250		17,250	Toll Credit	TRAMS App #5584-2025-1
				S					-		
				T			17,250		17,250		
41	Software Development and Purchase of Real Time Mobile Application for the Transportation System	Cayey	2024	F			57,500		57,500	Toll Credit	TRAMS App #5584-2025-1
				S			-		-		
				T			57,500		57,500		
42	Software Development and Purchase of a Daily Driver Record and Maintenance Report Application for Fixed Route Services Transportation	Cayey	2024	F			25,000		25,000	Toll Credit	TRAMS App #5584-2025-1
				S			-		-		
				T			25,000		25,000		
43	Software Development and Purchase for Pickup and Scheduling Mobile Application for ADA Complementary and Paratransit Service Transportation	Cayey	2024	F			35,000		35,000	Toll Credit	TRAMS App #5584-2025-1
				S					-		
				T			35,000		35,000		
44	Operational Assistance ADA-Paratransit Services	Cayey	2024	F			6,145		6,145	Toll Credit	TRAMS App #5584-2025-1
				S							
				T			6,145		6,145		
45	Complete Street Study	Cayey	2024	F			100,000		100,000	Toll Credit	Scope included in UPWP 2024-2023 Amendment #1 TRAMS App #5584-2025-1
				S							
				T			100,000		100,000		



GOVERNMENT OF PUERTO RICO  
PUERTO RICO DEPARTMENT OF TRANSPORTATION AND PUBLIC WORKS  
PUERTO RICO HIGHWAY AND TRANSPORTATION AUTHORITY  
STATEWIDE TRANSPORTATION IMPROVEMENT PROGRAM  
FISCAL YEARS 2023-2026  
AMENDMENT #4

SECTION 5307: SAN JUAN URBANIZED AREA (SJUA)

Num.	Description	Grantee	Year		Annual Element				Total Estimated Cost	Source of Local Funds	Remarks
					2023	2024	2025	2026			
46	Preventive Maintenance For three (3) New Vehicles	Cidra	2023	F			26,310		26,310	Toll Credit	
				S					-		
				T			26,310		26,310		
47	Adquisition of Equipment - Radio- Passenger Counter and Monitors	Cidra	2023	F			3,833		3,833	Toll Credit	TRAMS Appl #5654-2023-3
				S			-				
				T			3,833		3,833		
48	Preventive Maintenance Public Terminal	Cidra	2023	F			100,000	80,000	180,000	Toll Credit	TRAMS Appl #5654-2023-4 \$100,000 (FY24 \$20,000) (FY25 \$80,000)
				S							
				T			100,000	80,000	180,000		
49	Improvements for Bus Stops	Cidra	2025	F			21,985		21,985	Toll Credit	
				S							
				T			21,985		21,985		
50	Additional Funds for Acquisition of Paratransit Vehicle	Cidra	2025	F			78,015		78,015	Toll Credit	Grant PR-2023-022
				S							
				T			78,015		78,015		
51	Acquisition of one (1) Support Vehicle for the Transportation System	Cidra	2025	F			60,000		60,000	Toll Credit	
				S							
				T			60,000		60,000		
52	Maintenance Works for Vehicles Workshop	Cidra	2025	F			45,000		45,000	Toll Credit	
				S							
				T			45,000		45,000		
53	Acquisition and Installation of three (3) Bus Shelters and Signage Municipality of Corozal	PRHTA	2018	F			38,676		38,676	Toll Credit	TRAMS App #5489-2025-3
				S			-		-		
				T			38,676		38,676		
54	Design for Construction of Sidewalks along Shelter and Stops; Eldery Center, City Hall & Dos Bocas. Municipality of Corozal	PRHTA	2018	F				302,213	302,213	Toll Credit	Carryover Funds 2022
				S					-		
				T				302,213	302,213		
55	Acquisition and Installation of Radio Communication Units for seven (7) Vehicles and Monthly Fees. Municipality of Corozal	PRHTA	2022	F			11,610		11,610	Toll Credits	Amendment for Additional Fiunding PR-2023-45 \$11,610 (FY24 \$4,644) (FY25 \$6,966)
				S							
				T			11,610		11,610		
56	Acquisition of GPS Systems for seven (7) Vehicles Municipality of Corozal	PRHTA	2022	F			743		743	Toll Credit	Amendment for Additional Fiunding PR-2023-45 \$743 (FY24 \$298) (FY25 \$445)
				S					-		
				T			743		743		
57	Acquisition of seven (7) passenger counters for vehicles, software, and hardware Municipality of Corozal	PRHTA	2022	F			61,714		61,714	Toll Credit	Amendment for Additional Fiunding PR-2023-45 \$61,714 (FY24 \$24,714) (FY25 \$37,000)
				S					-		
				T			61,714		61,714		
58	Preventive Maintenance -Fixed Route and ADA Paratransit Service Vehicles Municipality of Corozal	PRHTA	2023	F			151,850		151,850	Toll Credit	Amendment for Additional Fiunding PR-2023-45 \$151,850 (FY24 \$60,000) (FY25 \$91,850)
				S							
				T			151,850		151,850		
59	Rehabilitation of the Public Vehicles Terminal- José Taboa Ramirez Municipality of Corozal	PRHTA	2023	F			582,325		582,325	Toll Credit	TRAMS App #5489-2025-3
				S							
				T			582,325		582,325		
60	Development of the Data Program for Transit System Municipality of Corozal	PRHTA	2024	F			20,815		20,815	Toll Credit	TRAMS App #5489-2024-18
				S							
				T			20,815		20,815		

GOVERNMENT OF PUERTO RICO  
PUERTO RICO DEPARTMENT OF TRANSPORTATION AND PUBLIC WORKS  
PUERTO RICO HIGHWAY AND TRANSPORTATION AUTHORITY  
STATEWIDE TRANSPORTATION IMPROVEMENT PROGRAM  
FISCAL YEARS 2023-2026  
AMENDMENT #4

SECTION 5307: SAN JUAN URBANIZED AREA (SJUA)

Num.	Description	Grantee	Year		Annual Element				Total Estimated Cost	Source of Local Funds	Remarks
					2023	2024	2025	2026			
61	Provision of Paratransit Services in Accordance with ADA Regulations	Dorado	2020	F			313,202	82,479	395,681	Toll Credit	\$313,202-(TRAMS App #1970-2021-2-\$109,585) (TRAMS App #1970-2024-1-\$80,000) (FY24 \$42,007) (FY25 \$81,610)
				S					-		
				T			313,202	82,479	395,681		
62	Complete Street Project for Méndez Vigo West Avenue, Design Phase	Dorado	2020	F				130,000	130,000	Toll Credit	
				S				-	-		
				T				130,000	130,000		
63	Complete Street Project for Méndez Vigo West Avenue, Construction Phase	Dorado	2020	F						Toll Credit	FY 2027 (\$1,000,000)
				S							
				T							
64	Acquisition and Installation of Radio Communication Units for two (2) Vehicles and License Fees.	Dorado	2022	F			15,549		15,549	Toll Credit	Carryover Funds FY2022 TrAMS App #1970-2021-2
				S			-		-		
				T			15,549		15,549		
65	Acquisition of two (2) Vehicle GPS Tracking Systems	Dorado	2022	F			298		298	Toll Credit	Carryover Funds FY2022 TRAMS App.#1970-2021-2
				S					-		
				T			298		298		
66	Preventive Maintenance-Fixed Route and Paratransit Service Vehicles	Dorado	2023	F			146,632		146,632	Toll Credit	\$146,632(\$20,815 Reprogramming Funds) (FY24 \$77,973) (FY25-\$47,844)
				S							
				T			146,632		146,632		
67	Acquisition of two (2) fixed route vehicles	Dorado	2023	F			359,954		359,954	Toll Credit	TAMS App # 1970-2021-2
				S							
				T			359,954		359,954		
68	Acquisition of Two (2) Vehicles Paratransit Services	Dorado	2024	F			327,515		327,515	Toll Credit	TRAMS App #1970-2024-1
				S							
				T			327,515		327,515		
69	Preliminary Design for Complete Streets in Ponce de Leon Ave.	PRHTA/DTPW	2023	F			-	1,600,000	1,600,000	Toll Credit	Carryover Funds FY2023
				S					-		
				T			-	1,600,000	1,600,000		
70	Rebuilt and Renovation of Terminal's Roof and Terminal Administrative Offices by stages	Guaynabo	2022	F			6,000,000		6,000,000	Toll Credit	Carryover Funds FY2022 TRAMS Appl # 1905-2023-2 \$6,000,000 (FY24-25 \$3,000,000 ea)
				S		-			-		
				T			6,000,000		6,000,000		

GOVERNMENT OF PUERTO RICO  
PUERTO RICO DEPARTMENT OF TRANSPORTATION AND PUBLIC WORKS  
PUERTO RICO HIGHWAY AND TRANSPORTATION AUTHORITY  
STATEWIDE TRANSPORTATION IMPROVEMENT PROGRAM  
FISCAL YEARS 2023-2026  
AMENDMENT #4

SECTION 5307: SAN JUAN URBANIZED AREA (SJUA)

Num.	Description	Grantee	Year		Annual Element				Total Estimated Cost	Source of Local Funds	Remarks
					2023	2024	2025	2026			
71	Acquisition and Installation of Security Cameras System for the Publico Terminal Municipality of Gurabo	Gurabo	2019	F			30,000		30,000	Toll Credit	Carryover Funds 2019 TRAMS App #1904-2023-2
				S			-		-		
				T			30,000		30,000		
72	Operational Assistance for ADA Paratransit Services 5307 for Municipality of Gurabo	Gurabo	2022	F					-	Toll Credit	FY 2027 (71,401)
				S							
				T					-		
73	Purchase and Installation of three (3) Radio Communication System Municipality of Gurabo	Gurabo	2022	F			3,312		3,312	Toll Credit	Carryover Funds 2022 TRAMS App 1904-2023-2
				S			-				
				T			3,312		3,312		
74	Purchase and Installation of three (3) GPS Tracking System Municipality of Gurabo	Gurabo	2022	F			447		447	Toll Credit	Carryover Funds 2022 TRAMS App 1904-2023-2
				S			-				
				T			447		447		
75	Preventive Maintenance Fixed Route Vehicle	Gurabo	2023	F			50,000		50,000	Toll Credit	TRAMS Appl #1904-2025-1(50,000)
				S							
				T			50,000		50,000		
76	Acquisition of Support Vehicle	Gurabo	2023	F			50,300		50,300	Toll Credit	TRAMS App 1904-2023-2
				S							
				T			50,300		50,300		
77	Additional Funding for the Rehabilitation of FTA Maintenance Facility	Gurabo	2025	F			212,425		212,415	Toll Credit	Funds will be included in the Grant PR-2024-019
				S							
				T			212,425		212,425		
78	Acquisition of two (2) Fixed Route-ADA Vehicle for Service Expansion	Gurabo	2023	F			359,954		359,954	Toll Credit	TRAMS App 1904-2023-2
				S							
				T			359,954		359,954		
79	Acquisition of Computers, Equipment and Software for Vehicles	Gurabo	2023	F			564,158		564,158	Toll Credit	TRAMS App 1904-2023-2 \$564,158 (FY24-25 \$282,079 ea)
				S							
				T			564,158		564,158		
80	Acquisition of one (1) ADA Complementary Service Vehicle	Gurabo	2023	F			179,977		179,977	Toll Credit	TRAMS Appl # 1904-2023-2
				S							
				T			179,977		179,977		
81	Rehabilitation of the FTA Terminal Building Construction	Gurabo	2023	F			1,500,000		1,500,000	Toll Credit	
				S							
				T			1,500,000		1,500,000		
82	Equipment for FTA Maintenance Facility	Gurabo	2024	F			400,221		400,221	Toll Credit	TRAMS App #1904-2025-1
				S							
				T			400,221		400,221		
83	Office Equipment, Computers and Supplies	Gurabo	2024	F			19,500		19,500	Toll Credit	TRAMS App #1904-2025-1
				S							
				T			19,500		19,500		

GOVERNMENT OF PUERTO RICO  
PUERTO RICO DEPARTMENT OF TRANSPORTATION AND PUBLIC WORKS  
PUERTO RICO HIGHWAY AND TRANSPORTATION AUTHORITY  
STATEWIDE TRANSPORTATION IMPROVEMENT PROGRAM  
FISCAL YEARS 2023-2026  
AMENDMENT #4

SECTION 5307: SAN JUAN URBANIZED AREA (SJUA)

Num.	Description	Grantee	Year		Annual Element				Total Estimated Cost	Source of Local Funds	Remarks
					2023	2024	2025	2026			
84	Development of the Data Program for Municipal Transit System	Humacao	2024	F			20,815		20,815	Toll Credits	TRAMS App #5567-2024-1
				S			-		-		
				T			20,815		20,815		
85	Preventive Maintenance Cost for Transit Fleet	Humacao	2024	F			24,799		24,799	Toll Credits	TRAMS App #5567-2024-1
				S							
				T			24,799		24,799		
86	Preventive Maintenance Cost for Public Terminal	Humacao	2024	F			59,783		59,783	Toll Credits	TRAMS App #5567-2024-1
				S							
				T			59,783		59,783		
87	Minor Repairs Cost for Public Terminal	Humacao	2024	F			13,000		13,000	Toll Credits	TRAMS App #5567-2024-1
				S							
				T			13,000		13,000		
88	Replacement of two(2) 30 Ft vehicles	Juncos	2018	F			320,000		320,000	Toll Credit	Carryover Funds FY 2018 TRAMS App #3050-2021-1
				S			-		-		
				T			320,000		320,000		
89	Reconstruction of Sidewalks at Principal Streets along the Fixed Route on the Urban Center of the Municipality	Juncos	2019	F			1,625,000		1,625,000	Toll Credit	Carryover Funds FY 2019 TRAMS App #3050-2021-1
				S	-		-				
				T			1,625,000		1,625,000		
90	Employee Trainings	Juncos	2020	F			16,000		16,000	Toll Credit	Carryover Funds FY 2020 TRAMS App #3050-2021-1
				S			-		-		
				T			16,000		16,000		
91	Replacement six (6) Vehicles - four (4) Bus for 30 feet / two (2) Bus Paratransit	Juncos	2022	F			1,090,000		1,090,000	Toll Credit	Carryover Funds FY 2022 TRAMS App #3050-2021-1
				S			-		-		
				T			1,090,000		1,090,000		
92	Paratransit Program Preventive Maintenance	Juncos	2022	F			88,010		88,010	Toll Credit	Carryover Funds FY 2022 TRAMS App #3050-2021-1
				S			-		-		
				T			88,010		88,010		
93	Paratransit Program Operational	Juncos	2022	F			193,076		193,076	Toll Credit	Carryover Funds FY 2022 TRAMS App #3050-2021-1
				S			-		-		
				T			193,076		193,076		
94	Facilities Maintenance	Juncos	2022	F			10,000		10,000	Toll Credit	Carryover Funds FY 2022 TRAMS App #3050-2021-1
				S			-		-		
				T			10,000		10,000		

GOVERNMENT OF PUERTO RICO  
PUERTO RICO DEPARTMENT OF TRANSPORTATION AND PUBLIC WORKS  
PUERTO RICO HIGHWAY AND TRANSPORTATION AUTHORITY  
STATEWIDE TRANSPORTATION IMPROVEMENT PROGRAM  
FISCAL YEARS 2023-2026  
AMENDMENT #4

SECTION 5307: SAN JUAN URBANIZED AREA (SJUA)

Num.	Description	Grantee	Year		Annual Element				Total Estimated Cost	Source of Local Funds	Remarks
					2023	2024	2025	2026			
95	Preventive Maintenance for the Fixed Route and Paratransit Fleet	MBA	2018	F			5,000,000		5,000,000	Toll Credits	FY25 \$5,000,000
				S					-		
				T			5,000,000		5,000,000		
96	Renovation of the Workshop Area; Replacement of the Overhaul Oil Distribution System; Replacement of Hydraulic Lifts	MBA	2022	F			4,056,000		4,056,000	Toll Credits	Carryover Funds FY 2022
				S					-		
				T			4,056,000		4,056,000		
97	Software and Hardware	MBA	2022	F			600,000		600,000	Toll Credits	Carryover Funds FY 2022
				S					-		
				T			600,000		600,000		
98	Acquisition of the Units for the Paratransit Fleet	MBA	2023	F			1,000,000		1,000,000	Toll Credits	
				S			-		-		
				T			1,000,000		1,000,000		
99	Replacement of 11 buses for fixed route fleet	MBA	2023	F			2,070,000		2,070,000	Toll Credits	
				S							
				T			2,070,000		2,070,000		
100	Renovation and Maintenance of the AMA's Site Facility Building	MBA	2023	F			500,000		500,000	Toll Credits	
				S							
				T			500,000		500,000		
101	Miscellaneous Support Equipment	MBA	2023	F			400,000		400,000	Toll Credits	
				S							
				T			400,000		400,000		
102	Upgrade of Software and Hardware (IT)	MBA	2023	F			600,000		600,000	Toll Credits	
				S							
				T			600,000		600,000		
103	Construction of 13 Bus Shelter for Fixed Routes Municipality of Morovis	PRHTA	2022	F			53,300		53,300	Toll Credits	TRAMS App #5489-2025-4
				S							
				T			53,300		53,300		
104	Preventive Maintence for Transit Fleet - Municipality of Morovis	PRHTA	2022	F				4,000	4,000	Toll Credits	
				S					-		
				T				4,000	4,000		
105	Drugs and Alcohol Testing - Municipality of Morovis	PRHTA	2022	F			2,500	1,250	3,750	Toll Credits	\$2,500 (FY24-25 \$1,250 ea)
				S					-		
				T			2,500	1,250	3,750		



GOVERNMENT OF PUERTO RICO  
PUERTO RICO DEPARTMENT OF TRANSPORTATION AND PUBLIC WORKS  
PUERTO RICO HIGHWAY AND TRANSPORTATION AUTHORITY  
STATEWIDE TRANSPORTATION IMPROVEMENT PROGRAM  
FISCAL YEARS 2023-2026  
AMENDMENT #4

SECTION 5307: SAN JUAN URBANIZED AREA (SJUA)

Num.	Description	Grantee	Year		Annual Element				Total Estimated Cost	Source of Local Funds	Remarks
					2023	2024	2025	2026			
106	Improvements to existing Ignacio Morales Acosta Street (sidewalks and pedestrian walkway) for Full Street Concept to Connect with the Collective Transportation Terminal of the Municipality of Naranjito (Construction Phase)	PRHTA	2020	F			970,989		970,989	Toll Credits	Carryover Funds FY 2020
				S							
				T			970,989		970,989		
107	Acquisition of two vehicles (2) - 11 passengers for fixed route service Municipality of Naranjito	PRHTA	2019	F			160,000		160,000	Toll Credits	Carryover Funds FY 2019 TRAMS App #5489-2023-10
				S							
				T			160,000		160,000		
108	Acquisition of four vehicles (4) - 11 passengers for fixed route service Municipality of Naranjito	PRHTA	2024	F			400,000		400,000	Toll Credits	TRAMS App #5489-2023-10
				S							
				T			400,000		400,000		
109	Acquisition of one vehicles (1) - 11 passengers Paratransit Services Municipality of Naranjito	PRHTA	2024	F			140,000		140,000	Toll Credits	TRAMS App #5489-2023-10
				S							
				T			140,000		140,000		
110	Bus replacement for five (5) vehicles for Intermodal	PRHTA/ATI-TU	2023	F			2,500,000	3,140,440	5,640,440	Toll Credits	As established in the bus fleet replacement plan. (\$500,000 x 5 vehicles=\$2.5M) Funds requested are for the following systems: Tren Urbano and Intermodal.
				S				-	-		
				T			2,500,000	3,140,440	5,640,440		
111	Preventive Maintenance Cost for TU	PRHTA/ATI-TU	2022	F			5,000,000	13,547,754	18,547,754	Toll Credits	
				S							
				T			5,000,000	13,547,754	18,547,754		
112	Technical Oversight for TU Operator	PRHTA/ATI-TU	2022	F			3,000,000	3,000,000	6,000,000	Toll Credits	
				S							
				T			3,000,000	3,000,000	6,000,000		
113	Design and Engineering <i>Integración de Sistema de Autobuses de Transporte Colectivo</i> (BRT) PR 52-PR 18.	PRHTA	2020	F						Toll Credits	FY 2027 (\$1,400,000)
				S							
				T							
114	Construction Integración de Sistema de Autobuses de Transporte Colectivo (BRT) PR 52-PR 18. Phase 1	PRHTA	2020	F						Toll Credits	FY2027 (\$3,000,000)
				S							
				T							
115	Rehabilitation of Isla Grande Maintenance Base	PRITA	2022	F			19,812,996		19,812,996	Toll Credits	
				S							
				T			19,812,996		19,812,996		
116	Additional Funding for Travel Lift	PRITA	2022	F			2,223,004		2,223,004	Toll Credits	
				S							
				T			2,223,004		2,223,004		
117	Acquisition of New Vessel for the Metro Service	PRITA	2024	F				5,000,000	5,000,000	Toll Credits	
				S							
				T				5,000,000	5,000,000		

GOVERNMENT OF PUERTO RICO  
PUERTO RICO DEPARTMENT OF TRANSPORTATION AND PUBLIC WORKS  
PUERTO RICO HIGHWAY AND TRANSPORTATION AUTHORITY  
STATEWIDE TRANSPORTATION IMPROVEMENT PROGRAM  
FISCAL YEARS 2023-2026  
AMENDMENT #4

SECTION 5307: SAN JUAN URBANIZED AREA (SJUA)

Num.	Description	Grantee	Year		Annual Element				Total Estimated Cost	Source of Local Funds	Remarks
					2023	2024	2025	2026			
118	Construction of Sidewalks (PR-21)	San Juan	2022	F			1,900,000		1,900,000	Toll Credits	Carryover Funds FY2022
				S							
				T			1,900,000		1,900,000		
119	Acquisition of 2 Administrative Vehicles and 1 Tow Truck for the Transportation System	San Juan	2023	F			268,388		268,388	Toll Credits	TRAMS App # 1886-2023-3
				S							
				T			268,388		268,388		
120	Preventive Maintenance for FTA Facilities	San Juan	2023	F			244,084		244,084	Toll Credits	TRAMS App # 1886-2023-3
				S							
				T			244,084		244,084		
121	Acquisition of Computers, Equipment and Software for Facilities and Vehicles	San Juan	2023	F			598,342		598,342	Toll Credits	TRAMS App # 1886-2023-3 \$598,342 (FY24-25 \$299,171 ea)
				S							
				T			598,342		598,342		
122	Additional Funds - Rehab and Renovate Sidewalks within distance (0.5 miles) of Transit Stops in Condado	San Juan	2023	F			7,006,467		7,006,467	Toll Credits	TRAMS App # 1886-2023-3
				S							
				T			7,006,467		7,006,467		
123	Rehab and Renovate Sidewalks within distance (0.5 miles) of transit stops in Pedrin Zorrilla, Americo Miranda, Buen Consejo, Caimito, Loíza Street, Centro Médico, Centro Urbano, Old San Juan, Hill Brothers and Las Margaritas	San Juan	2023	F			18,600,694		18,600,694	Toll Credits	TRAMS App #1886-2023-4 (\$12,600,694) (FY25 \$6,000,000)
				S							
				T			18,600,694		18,600,694		
124	Construction of Paseo Lineal Miramar- Condado	San Juan	2023	F			7,292,007		7,292,007	Toll Credits	TRAMS App # 1886-2023-2
				S							
				T			7,292,007		7,292,007		
125	Acquisition of Fire Protection System for the Palerm Terminal	San Juan	2023	F			1,125,868		1,125,868	Toll Credits	
				S							
				T			1,125,868		1,125,868		
126	Additional Funds for the A&E-Condado Sidewalks Improvements	San Juan	2024	F			1,029,600		1,029,600	Toll Credits	TRAMS App # 1886-2023-3
				S							
				T			1,029,600		1,029,600		
127	Acquisition of Fire Equipment for Facilities	San Juan	2024	F			1,149		1,149	Toll Credits	
				S							
				T			1,149		1,149		
128	Third Party Security for FTA Facilities	San Juan	2024	F			652,652		652,652	Toll Credits	\$652,652 (FY24 \$261,061) (FY25 \$391,591)
				S							
				T			652,652		652,652		

GOVERNMENT OF PUERTO RICO  
PUERTO RICO DEPARTMENT OF TRANSPORTATION AND PUBLIC WORKS  
PUERTO RICO HIGHWAY AND TRANSPORTATION AUTHORITY  
STATEWIDE TRANSPORTATION IMPROVEMENT PROGRAM  
FISCAL YEARS 2023-2026  
AMENDMENT #4

SECTION 5307: SAN JUAN URBANIZED AREA (SJUA)

Num.	Description	Grantee	Year		Annual Element				Total Estimated Cost	Source of Local Funds	Remarks
					2023	2024	2025	2026			
129	Architectural and Engineering Design for Francisco Pancho Lozada Transportation Center	San Lorenzo	2021	F			459,550		459,550	Toll Credits	Carryover Funds FY2021 TRAMS #5874-2022-1
				S							
				T			459,550		459,550		
130	Provision of Paratransit Services in Accordance with ADA Regulations	San Lorenzo	2021	F			218,399		218,399	Toll Credits	Carryover Funds FY2021 TRAMS #5874-2022-1
				S							
				T			218,399		218,399		
131	Preventive Maintenance Cost for Transit Fleet	San Lorenzo	2020	F			120,000		120,000	Toll Credits	Carryover Funds FY2020 TRAMS #5874-2022-1
				S							
				T			120,000		120,000		
132	Acquisition and Installation of a Virtual Camera System for the Security in the Public Transportation Routes Stop Sites	San Lorenzo	2017	F			231,200		231,200	Toll Credits	Carryover Funds FY2017 TRAMS #5874-2022-1
				S							
				T			231,200		231,200		
133	Purchase & Installation of Stop and Street Signs for the three (3) Public Transportation Routes	San Lorenzo	2017	F			135,360		135,360	Toll Credits	Carryover Funds FY2017 TRAMS #5874-2022-1
				S							
				T			135,360		135,360		
134	Purchase & Installation of fifteen (15) Shelters for the Public Transportation Route	San Lorenzo	2017	F			48,000		48,000	Toll Credits	Carryover Funds FY2017 TRAMS #5874-2022-1
				S							
				T			48,000		48,000		
135	Construction Ramps and Reconstruction Sidewalks along Trolley Route	San Lorenzo	2018	F			453,636		453,636	Toll Credits	Carryover Funds FY2018 TRAMS #5874-2022-1
				S							
				T			453,636		453,636		
136	Security Services for the Transportation Facilities	San Lorenzo	2024	F			148,000		148,000	Toll Credits	TAMS App # 5874-2025-1
				S							
				T			148,000		148,000		
137	Reconstruction for the Sidewalks and Handicap Ramps for East route- Two (2) Phases.	Toa Baja	2015	F			750,000		750,000	Toll Credits	Original Funding \$831,654 and Additional Funding Request for \$1,259,541 in 2023
				S							
				T			750,000		750,000		
138	Provision for Paratransit Service in Accordance with ADA Regulations.	Toa Baja	2022	F			350,155		350,155	Toll Credits	TRAMS Appl #5415-2025-1
				S							
				T			350,155		350,155		
139	Preventive Maintenance Cost for Transit Fleet	Toa Baja	2022	F			110,464		110,464	Toll Credits	TRAMS Appl #5415-2025-1
				S							
				T			110,464		110,464		
140	Bus Stops Acquisition and Installation	Toa Baja	2024	F			55,045		55,045	Toll Credits	TRAMS Appl #5415-2025-1
				S							
				T			55,045		55,045		
141	Acquisition of Equipment and Software for Facilities and Vehicles	Toa Baja	2024	F			41,617		41,617	Toll Credits	TRAMS Appl #5415-2025-1
				S							
				T			41,617		41,617		
142	Acquisition of Real Time APP for Users to Track Routes	Toa Baja	2024	F			18,000		18,000	Toll Credits	TRAMS Appl #5415-2025-1
				S							
				T			18,000		18,000		

GOVERNMENT OF PUERTO RICO  
PUERTO RICO DEPARTMENT OF TRANSPORTATION AND PUBLIC WORKS  
PUERTO RICO HIGHWAY AND TRANSPORTATION AUTHORITY  
STATEWIDE TRANSPORTATION IMPROVEMENT PROGRAM  
FISCAL YEARS 2023-2026  
AMENDMENT #4

SECTION 5307: SAN JUAN URBANIZED AREA (SJUA)

Num.	Description	Grantee	Year		Annual Element				Total Estimated Cost	Source of Local Funds	Remarks
					2023	2024	2025	2026			
143	Preventive Maintenance Municipality of Trujillo Alto	PRHTA	2022	F			100,000	50,000	150,000	Toll Credits	FY 2027 (50,000) \$100,000 (FY24-25 \$50,000 ea)
				S							
				T			100,000	50,000	150,000		
144	Alcohol and Drug Test Municipality of Trujillo Alto	PRHTA	2022	F			1,440	480	1,920	Toll Credits	\$1,440 (FY24 \$960) (FY25 \$480)
				S							
				T			1,440	480	1,920		
145	Automatic Passenger Counters & GPS System Municipality of Trujillo Alto	PRHTA	2022	F			150,000	150,000	300,000	Toll Credits	
				S							
				T			150,000	150,000	300,000		
146	Real Time Mobile Application Development and Software Development Municipality of Trujillo Alto	PRHTA	2023	F			82,400		82,400	Toll Credits	
				S							
				T			82,400		82,400		
147	Screens to illustrate routes and Waiting Time Inside the Terminal Municipality of Trujillo Alto	PRHTA	2023	F			11,709		11,709	Toll Credits	
				S							
				T			11,709		11,709		
148	Tablets (17) for Compliance Required by Drivers and Administrative Staff Municipality of Trujillo Alto	PRHTA	2023	F				25,763	25,763	Toll Credits	
				S							
				T				25,763	25,763		
149	Vehicle Interior Displays LCD Municipality of Trujillo Alto	PRHTA	2023	F				76,000	76,000	Toll Credits	
				S							
				T				76,000	76,000		
150	Acquisition of 1 Administrative Vehicle for the Transportation System Municipality of Trujillo Alto	PRHTA	2023	F			40,222		40,222	Toll Credits	TRAMS App #5489-2024-18
				S							
				T			40,222		40,222		
151	Acquisition of Office Furniture, Computers and Supplies Universidad del Sagrado Corazón	PRHTA	2024	F			98,500		98,500	Toll Credits	TRAMS App #5489-2024-2
				S							
				T			98,500		98,500		

GOVERNMENT OF PUERTO RICO  
PUERTO RICO DEPARTMENT OF TRANSPORTATION AND PUBLIC WORKS  
PUERTO RICO HIGHWAY AND TRANSPORTATION AUTHORITY  
STATEWIDE TRANSPORTATION IMPROVEMENT PROGRAM  
FISCAL YEARS 2023-2026  
AMENDMENT #4

SECTION 5307: SAN JUAN URBANIZED AREA (SJUA)

Num.	Description	Grantee	Year		Annual Element				Total Estimated Cost	Source of Local Funds	Remarks
					2023	2024	2025	2026			
152	Signs for Bus Shelters Universidad del Sagrado Corazón	PRHTA	2024	F			15,200		15,200	Toll Credits	TRAMS App #5489-2024-2
				S							
				T			15,200		15,200		
153	Drug and Alcohol Testing Universidad del Sagrado Corazón	PRHTA	2024	F			528		528	Toll Credits	
				S							
				T			528		528		
154	Operating Assistance ADA PARATRANSIT SERVICE	Vega Alta	2022	F			55,000	55,408	110,408	Toll Credits	
				S							
				T			55,000	55,408	110,408		
155	Acquisition and Installation of thirty (30) Bus Shelters for Bus Stops and Signage.	Vega Alta	2022	F			324,430		324,430	Toll Credits	TRAMS App.#5462-2022-2 Carryover Funds FY2022
				S							
				T			324,430		324,430		
156	Construction of (30) Bus Shelters and Signage	Vega Alta	2023	F				386,760	386,760	Toll Credits	
				S							
				T				386,760	386,760		
157	Preventive Maintenance for Vehicle Fleet (Fixed Route and Paratransit)	Vega Alta	2023	F			272,475		272,475	Toll Credits	TRAMS Appl # 5462-2024-1
				S							
				T			272,475		272,475		
158	Development of the data program for the municipal transportation system.	Vega Alta	2024	F			20,815		20,815	Toll Credits	TRAMS Appl # 5462-2024-1
				S							
				T			20,815		20,815		
159	Acquisition of (4) 18-20 passengers buses for paratransit service	Vega Baja	2022	F			560,000		560,000	Toll Credits	TRAMS PR-2025-001
				S							
				T			560,000		560,000		
160	Acquisition of two 24 passengers units for fixed route	Vega Baja	2022	F			427,000		427,000	Toll Credits	TRAMS PR-2025-001
				S							
				T			427,000		427,000		
161	Transportation Services Advertising and Marketing	Vega Baja	2022	F			25,000	25,000	50,000	Toll Credits	
				S							
				T			25,000	25,000	50,000		
162	Operating Assistance of Paratransit System in Compliance with ADA Regulations	Vega Baja	2022	F			670,346	335,346	1,005,692	Toll Credits	TRAMS Appl. 5414-2024-2 \$670,346 (FY24 \$335,346) (FY25 \$335,000)
				S							
				T			670,346	335,346	1,005,692		
163	Preventive Maintenance for Vehicles and Facilities	Vega Baja	2022	F			1,090,000	546,802	1,636,802	Toll Credits	Carryover Funds FY 2022 TRAMS Appl. 5414-2024-2 \$1,090,000 (FY24-25 \$545,000 ea)
				S							
				T			1,090,000	546,802	1,636,802		
164	Bus Transit Main Maintenance Garage Expansion	Vega Baja	2022	F			3,339,952		3,339,952	Toll Credits	TRAMS Appl. 5414-2023-3
				S							
				T			3,339,952		3,339,952		



GOVERNMENT OF PUERTO RICO  
PUERTO RICO DEPARTMENT OF TRANSPORTATION AND PUBLIC WORKS  
PUERTO RICO HIGHWAY AND TRANSPORTATION AUTHORITY  
STATEWIDE TRANSPORTATION IMPROVEMENT PROGRAM  
FISCAL YEARS 2023-2026  
AMENDMENT #4

SECTION 5307: SAN JUAN URBANIZED AREA (SJUA)

Num.	Description	Grantee	Year		Annual Element				Total Estimated Cost	Source of Local Funds	Remarks
					2023	2024	2025	2026			
165	Paratransit Scheduling Technologies	Vega Baja	2023	F			6,816	6,816	13,632	Toll Credits	
				S							
				T			6,816	6,816	13,632		
166	Bike Racks For Bus Stops #1,3,4	Vega Baja	2024	F			28,920		28,920	Toll Credits	TRAMS Appl. 5414-2024-2
				S							
				T			28,920		28,920		
167	Acquisition and Installation of Signage and Electronic Programming System along Trolley Route Street & Stops	Yabucoa	2020	F			900,000		900,000	Toll Credits	TRAMS Appl#6841-2025-1 Carryover Funds FY 2020
				S							
				T			900,000		900,000		
168	Construction of Downtown Center of Transportation Terminal Phase I	Yabucoa	2019	F			2,900,000		2,900,000	Toll Credits	Carryover Funds FY 2019 TRAMS App#6841-2022-1
				S							
				T			2,900,000		2,900,000		
169	Acquisition of three (3) 30 feet Low Rider Buses for the replacement of two (2) mini buses and one (1) trolley	Yabucoa	2020	F			1,200,000		1,200,000	Toll Credits	Carryover Funds FY 2019 TRAMS App #6841-2022-1
				S							
				T			1,200,000		1,200,000		
170	Construction of Downtown Center of Transportation Terminal- Phase 2	Yabucoa	2023	F				2,500,000	2,500,000	Toll Credits	FY2027-(\$2,500,000)
				S							
				T				2,500,000	2,500,000		
171	Reconstruction of Sidewalks and Ramps along the Trolley Route	Yabucoa	2023	F			600,000		600,000	Toll Credits	TRAMS Appl#6841-2025-1
				S							
				T			600,000		600,000		
172	Acquisition of three (3) Paratransit Vans of ten (10) Passengers for the Paratransit Service of the Municipality of Yabucoa	Yabucoa	2023	F			289,500		289,500	Toll Credits	TRAMS Appl#6841-2025-1
				S							
				T			289,500		289,500		
173	Acquisition and Installation of a Security Surveillance System for Transportation Route and Terminal	Yabucoa	2024	F			721,542		721,542	Toll Credits	TRAMS Appl#6841-2025-1
				S							
				T			721,542		721,542		
		Total Federal Funds:				130,626,932	37,477,993	168,104,925			
		Total State or Local Funds:									
		Total:				130,626,932	37,477,993	168,104,925			

---

*Government of Puerto Rico*  
*Puerto Rico Department of Transportation and Public Works*  
*Puerto Rico Highway and Transportation Authority*

*Statewide Transportation Improvement Program*

***FEDERAL TRANSIT ADMINISTRATION (FTA)***  
***San Juan Urbanized Area (SJUA)***  
***(UA > 1,000,000 in Population)***

***Operating Assistance Special Rule***  
***Section 5307***

GOVERNMENT OF PUERTO RICO  
PUERTO RICO DEPARTMENT OF TRANSPORTATION AND PUBLIC WORKS  
PUERTO RICO HIGHWAY AND TRANSPORTATION AUTHORITY  
STATEWIDE TRANSPORTATION IMPROVEMENT PROGRAM  
FISCAL YEARS 2023-2026  
AMENDMENT #4

SECTION 5307: FTA OPERATING ASSISTANCE SPECIAL RULE, SAN JUAN URBANIZED AREA

Num.	Description	Grantee	Year Apportioned	Annual Element				Total Estimated Cost	Source of Local Funds	Remarks
					2023	2024	2025	2026		
1	Operating Assistance Special Rule	Bayamón	2024	F			568,111	321,977	890,088	TRAMS App # 2008-2024-2 \$568,111(FY21-\$244,087) (FY22-\$324,024)
				S						
				T			568,111	321,977	890,988	
2	Operating Assistance Special Rule	Carolina	2024	F			840,468	912,582	1,753,050	TRAMS Appl.#2038-2023-1 (FY22 \$421,565) (FY23 \$418,903) (FY24-\$912,582)
				S						
				T			840,468	912,582	1,753,050	
3	Operating Assistance Special Rule	Cataño	2024	F			43,514		43,514	TRAMS Appl.#5489-2023-10
				S						
				T			43,514		43,514	
4	Operating Assistance Special Rule	Dorado	2024	F			139,692		139,692	TRAMS Appl. #1970-2021-2
				S						
				T			139,692		139,692	
5	Operating Assistance Special Rule	Guaynabo	2024	F			560,627		560,627	
				S						
				T			560,627		560,627	
6	Operating Assistance Special Rule	Gurabo	2024	F			172,944		172,944	TRAMS App #1904-2025-1 Carryover Funds \$172,944 (FY22 -\$86,746) (FY23 -\$86,198)
				S						
				T			172,944		172,944	
7	Operating Assistance Special Rule	Humacao	2023	F			135,376		135,376	Carryover Funds \$135,376 (FY21 \$55,025) (FY22 \$80,351)
				S						
				T			135,376		135,376	
8	Operating Assistance Special Rule	Juncos	2022	F			310,722		310,722	
				S						
				T			310,722		310,722	
9	Operating Assistance Special Rule	Manatí	2022	F			261,023		261,023	TRAMS App# 1906-2019-1 FY20 (\$57,772), FY21 (\$87,326) FY22 (\$115,925)
				S						
				T			261,023		261,023	
10	Operating Assistance Special Rule	MBA	2025	F			3,370,253	3,348,964	3,370,253	FY2022 (\$3,370,253) and FY2023 (\$3,348,964)
				S						
				T			3,370,253	3,348,964	3,370,253	

GOVERNMENT OF PUERTO RICO  
PUERTO RICO DEPARTMENT OF TRANSPORTATION AND PUBLIC WORKS  
PUERTO RICO HIGHWAY AND TRANSPORTATION AUTHORITY  
STATEWIDE TRANSPORTATION IMPROVEMENT PROGRAM  
FISCAL YEARS 2023-2026  
AMENDMENT #4

SECTION 5307: FTA OPERATING ASSISTANCE SPECIAL RULE, SAN JUAN URBANIZED AREA

Num.	Description	Grantee	Year Apportioned	Annual Element				Total Estimated Cost	Source of Local Funds	Remarks	
					2023	2024	2025				2026
11	Operating Assistance Special Rule	San Lorenzo	2022	F			465,355			TRAMS Appl #5874-2025-1 (FY20-21) FY20 (\$175,245) FY21 (\$131,917) FY23 (\$158,193)	
				S							
				T			465,355				465,355
12	Operating Assistance Special Rule	San Juan	2023	F			246,011			TRAMS App #1886-2023-3 FY2023 (\$246,011)	
				S							
				T			246,011				246,011
13	Operating Assistance Special Rule	Toa Baja	2024	F			635,729			TRAMS Appl #5415-2025-1 \$635,729 (FY22 -\$154,805) (FY23-\$199,441) (FY24-\$281,483)	
				S							
				T			635,729				635,729
14	Operating Assistance Special Rule	Vega Alta	2025				90,432			FY24 (\$90,432)	
							90,432				90,432
15	Operating Assistance Special Rule	Vega Baja	2022	F			195,074			TRAMS Appl #5414-2024-2 Carryover Funds FY22 (\$97,846), FY23 (\$97,228)	
				S							-
				T			195,074				195,074
		Total Federal Funds:				-	7,944,899				
		Total State or Local Funds:									
		Total:				-	7,944,899				9,180,358

---

*Government of Puerto Rico*  
*Puerto Rico Department of Transportation and Public Works*  
*Puerto Rico Highways and Transportation Authority*

***Statewide Transportation Improvement Program (STIP)***

***FEDERAL TRANSIT ADMINISTRATION (FTA)***  
***San Juan Urbanized Area (SJUA)***  
***(UA > 1,000,000 in Population)***



GOVERNMENT OF PUERTO RICO  
PUERTO RICO DEPARTMENT OF TRANSPORTATION AND PUBLIC WORKS  
PUERTO RICO HIGHWAY AND TRANSPORTATION AUTHORITY  
STATEWIDE TRANSPORTATION IMPROVEMENT PROGRAM  
FISCAL YEARS 2023-2026  
AMENDMENT #4

SECTION 5310: ELDERLY AND PERSONS WITH DISABILITIES PROGRAM, SAN JUAN URBANIZED AREA

Num.	Description	Grantee	Year Apportioned	Annual Element				Total Estimated Cost	Source of Local Funds	Remark
					2023	2024	2025	2026		
1	Preventive Maintenance for the Municipality of Canóvanas	PRHTA	2023	F			30,000	21,000	51,000	Toll Credits
				S			-			
				T			30,000	21,000	51,000	
2	Operating Assistance for the Municipality of Canóvanas	PRHTA	2023	F			156,850	89,771	246,621	Toll Credits
				S			-			
				T			156,850	89,771	246,621	
3	Alcohol and Drug Test Municipality of Canóvanas	PRHTA	2023	F			540		540	Toll Credits
				T						
				S			540		540	
4	Uniforms for Drivers Municipality of Canóvanas	PRHTA	2023	F			1,124		1,124	Toll Credits
				S						
				T			1,124		1,124	
5	Operating Assistance for the Municipality of Cataño	PRHTA	2023	F			113,872		113,872	Toll Credits
				T						
				S			113,872		113,872	
6	Preventive Maintenance Municipality of Cataño	PRHTA	2023	F			18,000		18,000	Toll Credits
				T						
				S			18,000		18,000	
7	Alcohol and Drug Test For the Municipality of Cataño	PRHTA	2023	F			380		380	Toll Credits
				T						
				S			380		380	
8	Preventive Maintenance Municipality of Cidra	PRHTA	2023	F			15,000		15,000	Toll Credits
				T						
				S			15,000		15,000	
9	Support Vehicle for Municipality of Cidra	PRHTA	2023	F			50,000		50,000	Toll Credits
				T						
				S			50,000		50,000	

GOVERNMENT OF PUERTO RICO  
PUERTO RICO DEPARTMENT OF TRANSPORTATION AND PUBLIC WORKS  
PUERTO RICO HIGHWAY AND TRANSPORTATION AUTHORITY  
STATEWIDE TRANSPORTATION IMPROVEMENT PROGRAM  
FISCAL YEARS 2023-2026  
AMENDMENT #4

SECTION 5310: ELDERLY AND PERSONS WITH DISABILITIES PROGRAM, SAN JUAN URBANIZED AREA

Num.	Description	Grantee	Year Apportioned	Annual Element				Total Estimated Cost	Source of Local Funds	Remark
					2023	2024	2025	2026		
10	Uniforms & Special Shoes Municipality of Cidra	PRHTA	2023	F			1,000		1,000	Toll Credits
				T						
				S			1,000		1,000	
11	Operation Assistance for Municipality of Cidra	PRHTA	2023	F				107,105	107,105	Toll Credits
				T						
				S				107,105	107,105	
12	Acquisition of one (1) vehicle (11) Passanger for Municipality of Cidra	PRHTA	2023	F			140,000		140,000	Toll Credits
				T			-			
				S			140,000		140,000	
13	Operating Assistance for the Municipality of Guaynabo	PRHTA	2023	F			87,779		87,779	Toll Credits
				T						
				S			87,779		87,779	
14	Preventive Maitenance for the Municipality of Guaynabo	PRHTA	2023	F			12,000		12,000	Toll Credits
				S						
				T			12,000		12,000	
15	Acquisition of one (1) vehicle (11) Passanger Municipality of Guaynabo	PRHTA	2023	F			148,000		148,000	Toll Credits
				T						
				S			148,000		148,000	
16	Acquisition of one (1) vehicle (20) Passanger Municipality of Guaynabo	PRHTA	2023	F			315,000		315,000	Toll Credits
				T						
				S			315,000		315,000	
17	Operating Assistance for the Municipality of Gurabo	PRHTA	2023	F			117,728		117,728	Toll Credits
				S			-			
				T			117,728		117,728	
18	Preventive Maitenance for Municipality of Gurabo	PRHTA	2023	F			23,000		23,000	Toll Credits
				T						
				S			23,000		23,000	
19	Acquisition of two (2) support vehicles for Municipality of Gurabo	PRHTA	2023	F			66,840		66,840	Toll Credits
				T						
				S			66,840		66,840	
20	Operating Assistance for the Municipality of Juncos	PRHTA	2023	F			114,545		114,545	Toll Credits
				T						
				S			114,545		114,545	

GOVERNMENT OF PUERTO RICO  
PUERTO RICO DEPARTMENT OF TRANSPORTATION AND PUBLIC WORKS  
PUERTO RICO HIGHWAY AND TRANSPORTATION AUTHORITY  
STATEWIDE TRANSPORTATION IMPROVEMENT PROGRAM  
FISCAL YEARS 2023-2026  
AMENDMENT #4

SECTION 5310: ELDERLY AND PERSONS WITH DISABILITIES PROGRAM, SAN JUAN URBANIZED AREA

Num.	Description	Grantee	Year Apportioned	Annual Element				Total Estimated Cost	Source of Local Funds	Remark
					2023	2024	2025	2026		
21	Preventive Maintenance for the Municipality of Juncos	PRHTA	2023	F			12,000		12,000	Toll Credits
				T						
				S			12,000		12,000	
22	Preventive Maintenance for the Municipality of Naranjito	PRHTA	2023	F			18,000		18,000	Toll Credits
				T						
				S			18,000		18,000	
23	Operating Assistance for the Municipality of Naranjito	PRHTA	2023	F			132,111		132,111	Toll Credits
				T						
				S			132,111		132,111	
24	Acquisition Uniforms for Drivers for the Municipality of Naranjito	PRHTA	2023	F			3,025		3,025	Toll Credits
				T						
				S			3,025		3,025	
25	Alcohol and Drug Test for the Municipality of Naranjito	PRHTA	2023	F			425		425	Toll Credits
				S			-			
				T			425		425	
26	Operating Assistance for the Municipality of San Juan	PRHTA	2023	F			400,000		400,000	Toll Credits
				S			-			
				T			400,000		400,000	
27	Preventive Maintenance for the Municipality of San Juan	PRHTA	2023	F			80,000		80,000	Toll Credits
				S			-			
				T			80,000		80,000	
28	Drug and Alcohol Testing - Municipality of San Juan	PRHTA	2023	F			1,680		1,680	Toll Credits
				S			-			
				T			1,680		1,680	
29	Acquisition of four (4) vehicles (11) Passanger for Municipality of San Juan	PRHTA	2023	F			522,250		522,250	Toll Credits
				S			-			
				T			522,250		522,250	
30	Acquisition Uniforms for Drivers for the Municipality of San Juan	PRHTA	2023	F			3,410		3,410	Toll Credits
				S						
				T			3,410		3,410	
31	Acquisition Special Shoes for Drivers for the Municipality of San Juan	PRHTA	2023	F			1,820		1,820	Toll Credits
				S						
				T			1,820		1,820	
32	Operating Assistance for the Municipality of San Lorenzo	PRHTA	2023	F			88,000		88,000	Toll Credits
				T						
				S			88,000		88,000	
33	Preventive Maintenance for the Municipality of San Lorenzo	PRHTA	2023	F			12,000		12,000	Toll Credits
				T						
				S			12,000		12,000	

GOVERNMENT OF PUERTO RICO  
PUERTO RICO DEPARTMENT OF TRANSPORTATION AND PUBLIC WORKS  
PUERTO RICO HIGHWAY AND TRANSPORTATION AUTHORITY  
STATEWIDE TRANSPORTATION IMPROVEMENT PROGRAM  
FISCAL YEARS 2023-2026  
AMENDMENT #4

SECTION 5310: ELDERLY AND PERSONS WITH DISABILITIES PROGRAM, SAN JUAN URBANIZED AREA

Num.	Description	Grantee	Year Apportioned	Annual Element					Total Estimated Cost	Source of Local Funds	Remark
					2023	2024	2025	2026			
34	Operating Assistance for- Municipality of Toa Baja	PRHTA	2023	F			139,126		139,126	Toll Credits	
				T							
				S			139,126		139,126		
35	Preventive Maintenance - Municipality of Toa Baja	PRHTA	2023	F			24,000		24,000	Toll Credits	
				T							
				S			24,000		24,000		
36	Operational Assistance Municipality of Trujillo Alto	PRHTA	2023	F			90,000		90,000	Toll Credits	
				T							
				S			90,000		90,000		
37	Preventive Maintenance Municipality of Trujillo Alto	PRHTA	2023	F			18,000		18,000	Toll Credits	
				T							
				S			18,000		18,000		
38	Acquisition of one (1) vehicle (11) Passanger for Municipality of Trujillo Alto	PRHTA	2023	F			160,000		160,000	Toll Credits	
				T							
				S			160,000		160,000		
39	Acquisition of one (1) vehicle (11) Passanger for Municipality of Vega Alta	PRHTA	2023	F			164,000		164,000	Toll Credits	
				S							
				T			164,000		164,000		
40	Operational Assistance for the Municipality of Yabucoa	PRHTA	2023	F			85,966		85,966	Toll Credits	
				S							
				T			85,966		85,966		
41	Preventive Maintenance for the Municipality of Yabucoa	PRHTA	2023	F			20,000		20,000	Toll Credits	
				S							
				T			20,000		20,000		
42	Acquisition of one (1) vehicle (11) Passanger for Instituto Psicopedagogico of PR (Bayamón)	PRHTA	2023	F			90,000		90,000	Toll Credits	
				S							
				T			90,000		90,000		
43	Operational Assistance for the Instituto Psicopedagogico of PR (Bayamón)	PRHTA	2023	F			65,260		65,260	Toll Credits	
				S							
				T			65,260		65,260		
44	Preventive Maintenance for the Instituto Psicopedagogico of PR (Bayamón)	PRHTA	2023	F			5,000		5,000	Toll Credits	
				T							
				S			5,000		5,000		
		Total Federal Funds:		F			3,547,731	217,876	3,765,607		
		Total State or Local Funds:		S							
		Total		T			3,547,731	217,876	3,765,607		

---

*Government of Puerto Rico  
Puerto Rico Department of Transportation and Public Works  
Puerto Rico Highways and Transportation Authority*

***Statewide Transportation Improvement Program***

***FEDERAL TRANSIT ADMINISTRATION (FTA)  
San Juan Urbanized Area (SJUA)  
(UA > 1,000,000 in Population)***

GOVERNMENT OF PUERTO RICO  
PUERTO RICO DEPARTMENT OF TRANSPORTATION AND PUBLIC WORKS  
PUERTO RICO HIGHWAY AND TRANSPORTATION AUTHORITY  
STATEWIDE TRANSPORTATION IMPROVEMENT PROGRAM  
FISCAL YEARS 2023-2026  
AMENDMENT #4

REPROGRAMMING FUNDS-SECTION 5310: ELDERLY AND PERSONS WITH DISABILITIES PROGRAM, SAN JUAN URBANIZED AREA

Num.	Description	Grantee	Year Apportioned	Annual Element					Total Estimated Cost	Source of Local Funds	Remark
					2023	2024	2025	2026			
1	Additional Funding for Acquisition of Vehicles for the Municipality of Bayamon	PRHTA	2016	F			52,500		52,500	Toll Credits	Originally this funds were approved for the activity of Operating Assistance (\$39,300) and Preventive Maintenance (\$13,200) under Grant PR-2018-015 - The Municipality requests to use them for Add funds for buy vehicles in this same grant. The total amount is (\$52,500) Amendment in process for FTA approved.
				S							
				T			52,500		52,500		
2	Additional Funding for Acquisition of Vehicles for the Municipality of Gurabo	PRHTA	2012	F			50,400		50,400	Local Match	Originally this funds were approved for the purchase of the vehicle under Grant PR-16-X005-02 - This grant does not have Toll Credits. Total amount of \$63,000 - \$50,400 Federal Share- Aportion \$12,600 for the Municipality. The Municipality requests to use them for Preventive Maintenance
				S			12,600		12,600		
				T			63,000		63,000		
3	Additional Funding for Acquisition of Vehicles for the Municipality of Vega Baja	PRHTA	2016	F			87,500		87,500	Toll Credits	Originally this funds were approved for the activity of Operating Assistance (\$65,500) and Preventive Maintenance (\$22,000) under Grant PR-2018-015 - The Municipality requests to use them for Add funds for buy vehicles in this same grant. The total amount is (\$87,500) Amendment in process for FTA approved.
				S							
				T			87,500		87,500		
		Total Federal Funds:		F			190,400	-	190,400		
		Total State or Local Funds:		S			12,600		12,600		
		Total		T			203,000	-	203,000		

---

*Government of Puerto Rico*  
*Puerto Rico Department of Transportation and Public Works*  
*Puerto Rico Highways and Transportation Authority*

***Statewide Transportation Improvement Program (STIP)***

***FEDERAL TRANSIT ADMINISTRATION (FTA)***  
***San Juan Urbanized Area (SJUA)***  
***(UA > 1,000,000 in Population)***



GOVERNMENT OF PUERTO RICO  
PUERTO RICO DEPARTMENT OF TRANSPORTATION AND PUBLIC WORKS  
PUERTO RICO HIGHWAY AND TRANSPORTATION AUTHORITY  
STATEWIDE TRANSPORTATION IMPROVEMENT PROGRAM  
FISCAL YEARS 2023-2026  
AMENDMENT #4

SECTION 5329: STATE SAFETY OVERSIGHT PROGRAM, SAN JUAN URBANIZED AREA

Num.	Description	Grantee	Year Apportioned						Total Estimated Cost	Source of Local Funds	Remarks
					2023	2024	2025	2026			
1	State Safety Oversight Program	PREMA	2023	F			615,673		615,673		FY23 allocation
				S							
				T			615,673		615,673		
		Total Federal Funds:					615,673		615,673		
		Total State or Local Funds:									
		Total					615,673		615,673		

---

*Government of Puerto Rico*  
*Puerto Rico Department of Transportation and Public Works*  
*Puerto Rico Highways and Transportation Authority*

***Statewide Transportation Improvement Program (STIP)***

***FEDERAL TRANSIT ADMINISTRATION (FTA)***  
***San Juan Urbanized Area (SJUA)***  
***(UA > 1,000,000 in Population)***

GOVERNMENT OF PUERTO RICO  
PUERTO RICO DEPARTMENT OF TRANSPORTATION AND PUBLIC WORKS  
PUERTO RICO HIGHWAY AND TRANSPORTATION AUTHORITY  
STATEWIDE TRANSPORTATION IMPROVEMENT PROGRAM  
FISCAL YEARS 2023-2026  
AMENDMENT #4

SECTION 5337: HIGH INTENSITY FIXED GUIDEWAY STATE OF GOOD REPAIR, SAN JUAN URBANIZED AREA

Num.	Description	Grantee	Year Apportioned	Annual Element					Total Estimated Cost	Source of Local Funds	Remarks
					2023	2024	2025	2026			
1	Heavy Preventive Maintenance (HPM) for Tren Urbano	PRHTA/ATI-TU	2022	F			32,000,000	8,000,000	40,000,000	Toll Credits	TRAMS Appl #5489-2024-15 \$32,000,000 (FY24-24,000,000) (FY25-8,000,000)
				S							
				T			32,000,000	8,000,000	40,000,000		
2	Preventive Maintenance, Bridge Inspection and Repairs for the TU	PRHTA/ATI-TU	2022	F			7,610,158		7,610,158	Toll Credits	TRAMS Appl #5489-2024-1
				S							
				T			7,610,158		7,610,158		
3	Preventive Maintenance Cost for TU	PRHTA/ATI-TU	2023	F			3,100,000	3,100,000	6,200,000	Toll Credits	
				S							
				T			3,100,000	3,100,000	6,200,000		
		Total Federal Funds:			-	42,710,158	11,100,000	53,810,158			
		Total State or Local Funds:									
		Total			-	42,710,158	11,100,000	53,810,158			

---

*Government of Puerto Rico*  
*Puerto Rico Department of Transportation and Public Works*  
*Puerto Rico Highways and Transportation Authority*

***Statewide Transportation Improvement Program (STIP)***

***FEDERAL TRANSIT ADMINISTRATION (FTA)***  
***San Juan Urbanized Area (SJUA)***  
***(UA > 1,000,000 in Population)***

GOVERNMENT OF PUERTO RICO  
PUERTO RICO DEPARTMENT OF TRANSPORTATION AND PUBLIC WORKS  
PUERTO RICO HIGHWAY AND TRANSPORTATION AUTHORITY  
STATEWIDE TRANSPORTATION IMPROVEMENT PROGRAM  
FISCAL YEARS 2023-2026  
AMENDMENT #4

SECTION 5339: BUS AND BUS FACILITIES PROGRAM, SAN JUAN URBANIZED AREA

Num.	Description	Grantee	Year Apportioned						Total Estimated Cost	Source of Local Funds	Remarks
					2023	2024	2025	2026			
1	Acquisition of 2 New Vehicles for a New Route Expansion: 16 Passengers for the Fixed Route and 2 New Vehicles for the Complementary Paratransit Service	Bayamón	2023	F				500,000	500,000	Toll Credit	TRAMS App # 2008-2024-2
				S							
				T				500,000	500,000		
2	Acquisition of Four (4) New Transit Buses for Two (2) Routes Expansion: Terminal Iturregui–Plaza Escorial & Terminal Iturregui–Vistamar Marina.	Carolina	2022	F					-	Toll Credits	Subject to Transportation Study FY 2027-\$1,887,905
				S					-		
				T					-		
3	Acquisition and Installation of Bus Stop Signage for Two (2) Routes Expansion: Terminal Iturregui–Plaza Escorial & Terminal Iturregui–Vistamar Marina	Carolina	2022	F					-	Toll Credits	Subject to Transportation Study FY 2027-\$29,600
				S					-		
				T					-		
4	Construction of Transportation Buses Maintenance & Garage Center	Cayey	2019	F				1,000,000	1,000,000	Toll Credits	
				S				-	-		
				T				1,000,000	1,000,000		
5	Acquisition of two (2) 30 feet Low Rider Buses of 31 passengers for the replacement of two (2) 30 feet Trolleys	Cayey	2020	F			1,000,000		1,000,000	Toll Credits	
				S							
				T			1,000,000		1,000,000		
6	Design for the Renovation of Public Terminal Mercedes Ortíz	Cayey	2021	F			472,500		472,500	Toll Credits	App # 5584-2022-1
				S					-		
				T			472,500		472,500		
7	Installation for 25 Cameras Surveillance System for Transit Vehicle	Guaynabo	2020	F			100,000		100,000	Toll Credits	TRAMS Application # 1905-2020-1 Carryover Funds FY 2023
				S			-		-		
				T			100,000		100,000		
8	Replacement of 3 vehicles 35ft / 36 Passengers	Guaynabo	2022	F			1,260,000		1,260,000	Toll Credit	Carryover Funds FY2022
				S							
				T			1,260,000		1,260,000		
9	Installation of camera surveillance system for the Public Transportation Terminal	Juncos	2019	F			6,000		6,000	Toll Credit	Carryover Funds FY 2019 TRAMS App # 3050-2021-1
				S			-		-		
				T			6,000		6,000		
10	Construction of seven (7) bus shelters along main transit route	Juncos	2019	F			38,000		38,000	Toll Credit	Carryover Funds FY 2019 TRAMS App # 3050-2021-1
				S			-		-		
				T			38,000		38,000		

GOVERNMENT OF PUERTO RICO  
PUERTO RICO DEPARTMENT OF TRANSPORTATION AND PUBLIC WORKS  
PUERTO RICO HIGHWAY AND TRANSPORTATION AUTHORITY  
STATEWIDE TRANSPORTATION IMPROVEMENT PROGRAM  
FISCAL YEARS 2023-2026  
AMENDMENT #4

SECTION 5339: BUS AND BUS FACILITIES PROGRAM, SAN JUAN URBANIZED AREA

Num.	Description	Grantee	Year Apportioned						Total Estimated Cost	Source of Local Funds	Remarks
					2023	2024	2025	2026			
11	Design & NEPA for the Construction of Transportation Buses Maintenance and Washing Machine Area	San Lorenzo	2022	F			385,000		385,000	Toll Credits	
				S			-				
				T			385,000		385,000		
12	Construction of Transportation Buses Maintenance and Washing Machine Area	San Lorenzo	2023	F				1,500,000	1,500,000	Toll Credits	
				S				-	-		
				T				1,500,000	1,500,000		
13	Acquisition of three (3) vehicles for fixed route services Municipality of Toa Alta	PRHTA	2024	F			420,000		420,000	Toll Credits	TRAMS App #5489-2024-2
				S							
				T			420,000		420,000		
14	Acquisition of one (1) vehicle for fixed route services Municipality of Toa Alta	PRHTA	2024	F			140,000		140,000	Toll Credits	TRAMS App #5489-2024-2
				S							
				T			140,000		140,000		
15	Purchase and Installation of Automatic Passenger Counters (APC)	Toa Baja	2020	F			50,455		50,455	Toll Credits	Carryover Fund FY 2020
				S			-		-		
				T			50,455		50,455		
16	Purchase and Installation of twenty (20) GPS Tracking System	Toa Baja	2020	F			13,977		13,977	Toll Credits	Carryover Fund FY 2020
				S			-		-		
				T			13,977		13,977		
17	Radio Communication System and monthly fees	Toa Baja	2020	F			11,229		11,229	Toll Credits	Carryover Fund FY 2020
				S			-		-		
				T			11,229		11,229		
18	Purchase and Installation Bus Stop	Toa Baja	2020	F			13,750		13,750	Toll Credits	Carryover Fund FY 2020
				S			-		-		
				T			13,750		13,750		
19	Acquisition of three (3) vehicles for fixed route services	Vega Alta	2024	F			518,793		518,793	Toll Credits	TRAMS Appl #5462-2024-1
				S							
				T			518,793		518,793		
20	Bus Fleet Exterior Wash and Cleaning Services	Vega Baja	2023	F				19,080	19,080	Toll Credits	
				S							
				T				19,080	76,320		
21	Bus AC System Replacement for on Bus Transit Unit- MU 17042	Vega Baja	2024	F			14,469		14,469	Toll Credits	TRAMS Appl #5414-2024-2
				S							
				T			14,469		14,469		
22	Additional Funds for Bus Transit Main Maintenance Garage Expansion	Vega Baja	2025				102,660		102,660	Toll Credits	This funds will be included on the project located under section 5307
							102,660		102,660		
		Total Federal Funds:		F	-	-	4,444,173	3,019,080	7,463,253		
		Total State or Local Funds:		S							
		Total		T	-	-	4,444,173	3,019,080	7,463,253		

---

*Government of Puerto Rico*  
*Puerto Rico Department of Transportation and Public Works*  
*Puerto Rico Highways and Transportation Authority*

***Statewide Transportation Improvement Program (STIP)***

***FEDERAL TRANSIT ADMINISTRATION (FTA)***

***San Juan Urbanized Area (SJUA)***  
***(UA > 1,000,000 in Population)***

***Emergency Relief Program***  
***Section 5324***



GOVERNMENT OF PUERTO RICO  
PUERTO RICO DEPARTMENT OF TRANSPORTATION AND PUBLIC WORKS  
PUERTO RICO HIGHWAY AND TRANSPORTATION AUTHORITY  
STATEWIDE TRANSPORTATION IMPROVEMENT PROGRAM  
FISCAL YEARS 2023-2026  
AMENDMENT #4

SECTION 5324: Emergency Relief Program/Resiliency Project

Num.	Description	Grantee	Year Apportioned						Total Estimated Cost	Source of Local Funds	Remarks
					2023	2024	2025	2026			
1	New Transit Building	PRHTA	2022	F			15,000,000		15,000,000		Regular ER Funding
				S					-		
				T			15,000,000		15,000,000		
2	Back Up Generators Tren Urbano	PRHTA	2022	F			25,721,000		25,721,000		ER Resiliency Funding
				S					-		
				T			25,721,000		25,721,000		
		Total Federal Funds:				-	40,721,000		40,721,000		
		Total State or Local Funds:							-		
		Total				-	40,721,000		40,721,000		

---

*Government of Puerto Rico*  
*Puerto Rico Department of Transportation and Public Works*  
*Puerto Rico Highways and Transportation Authority*

***Statewide Transportation Improvement Program (STIP)***  
***Fiscal Years 2023-2026***

***FEDERAL TRANSIT ADMINISTRATION (FTA)***

***San Juan Urbanized Area (SJUA)***

GOVERNMENT OF PUERTO RICO  
PUERTO RICO DEPARTMENT OF TRANSPORTATION AND PUBLIC WORKS  
PUERTO RICO HIGHWAY AND TRANSPORTATION AUTHORITY  
STATEWIDE TRANSPORTATION IMPROVEMENT PROGRAM  
FISCAL YEARS 2023-2026  
AMENDMENT #4

SECTION 5307: COVID Funds - SAN JUAN URBANIZED AREA

Num.	Description	Grantee	Year Apportioned	Annual Element					Total Estimated Cost	Source of Local Funds	Remarks
					2023	2024	2025	2026			
1	State of Good Repair for Intermodel Services	PRHTA/ATI-TU	2023	F			6,000,000		6,000,000		
				S							
				T			6,000,000		6,000,000		
2	Acquisition and Installation of 73 Trolley Stops and Signs for Terminal and Stops along the Trolley Routes	Cayey	2022	F			963,265	-	963,265		
				S			-		-		
				T			963,265		963,265		
3	Additional Funds for Acquisition of Vehicles-Fixed Route	Las Piedras	2021	F			154,098		154,098		Aditonal Funds for the purchase of vehicles in the Grant PR-90-X370
				S							
				T			154,098		154,098		
4	Acquisiton of seventy-five (75) Bus Stops including ramps, bust stops, signage(Route Extensions)	Manatí	2022	F			487,500		487,500		TRAMS Appl #1906-2024-1
				S			-		-		
				T			487,500		487,500		
		Total Federal Funds:			-	-	7,604,863		7,604,863		
		Total State or Local Funds:				-			-		
		Total				-	-	7,604,863	7,604,863		

---

*Government of Puerto Rico*  
*Puerto Rico Department of Transportation and Public Works*  
*Puerto Rico Highways and Transportation Authority*

***Statewide Transportation Improvement Program (STIP)***  
***Fiscal Years 2023-2026***

***FEDERAL TRANSIT ADMINISTRATION (FTA)***

***San Juan Urbanized Area (SJUA)***

GOVERNMENT OF PUERTO RICO  
 PUERTO RICO DEPARTMENT OF TRANSPORTATION AND PUBLIC WORKS  
 PUERTO RICO HIGHWAY AND TRANSPORTATION AUTHORITY  
 STATEWIDE TRANSPORTATION IMPROVEMENT PROGRAM  
 FISCAL YEARS 2023-2026  
 AMENDMENT #4

REPROGRAMMING FUNDS, SAN JUAN URBANIZED AREA

Num.	Description	Grantee	Year		Annual Element				Total Estimated Cost	Source of Local Funds	Remarks
					2023	2024	2025	2026			
1	Acquisition and Installation of 131 Bus Stops Sign for Transcriollo and Trolley Routes	Caguas	2024	F			50,000		50,000	Toll Credits	Grant to be Reprogrammed PR-2022-011
				S							
				T			50,000		50,000		
2	Additional Funds for the Renovation and Development of Francisco Pereira Transportation Terminal	Caguas	2024	F			1,592,333		1,592,333	Toll Credits	\$1,242,333-Grant PR-2024-012 and \$350,000-Grant PR-2022-011
				S							
				T			1,592,333		1,592,333		
3	Acquisition of two (2) support vehicles (compact vehicle and pickup truck) for the transit system	Humacao	2024	F			84,293		84,293	Toll Credits	Grant to be Reprogrammed PR-2023-035 (Section 5307)
				S							
				T			84,293		84,293		
4	Acquisition and Installation of four (4) bus shelters for the fixed route	Humacao	2024	F			52,711		52,711	Toll Credits	Grant to be Reprogrammed PR-2023-035 (Section 5339)
				S							
				T			52,711		52,711		
5	Acquisition of eighty (80) signage for fixed route service	Dorado	2025	F			50,000		50,000	Toll Credits	Grant to be Reprogramed PR-2019-038 (Section 5339)
				S							
				T			50,000		50,000		
6	Bike Racks for Buses	PRHTA/PRITA	2025				26,334		26,334	Toll Credits	Grant to be Reprogramed PR-2022-030 (Section 5307 ARP)
							26,334		26,334		
		Total Federal Funds:			-		1,855,671		1,855,671		
		Total State or Local Funds:			-						
		Total			-		1,855,671		1,855,671		

---

*Government of Puerto Rico*  
*Puerto Rico Department of Transportation and Public Works*  
*Puerto Rico Highways and Transportation Authority*

***Statewide Transportation Improvement Program (STIP)***  
***Fiscal Years 2023-2026***

***FEDERAL TRANSIT ADMINISTRATION (FTA)***

***San Juan Urbanized Area (SJUA)***

GOVERNMENT OF PUERTO RICO  
PUERTO RICO DEPARTMENT OF TRANSPORTATION AND PUBLIC WORKS  
PUERTO RICO HIGHWAY AND TRANSPORTATION AUTHORITY  
STATEWIDE TRANSPORTATION IMPROVEMENT PROGRAM  
FISCAL YEARS 2023-2026  
AMENDMENT #4

Competitive Funding FTA Bus and Low- and No-Emission Grant Awards

Num.	Description	Grantee	Year	Annual Element					Total Estimated Cost	Source of Local Funds	Remarks
					2023	2024	2025	2026			
1	Purchase of eight (8) Electric Buses for the Fixed Route Fleet	MBA	2023	F		10,000,000			10,000,000	Toll Credits	FY23 FTA Bus and Low- and No-Emission Grant Awards
				S							
				T		10,000,000			10,000,000		
		Total Federal Funds:				10,000,000			10,000,000		
		Total State or Local Funds:							-		
		Total				10,000,000			10,000,000		



# *Aguadilla Urbanized Area*



---

*Government of Puerto Rico*  
*Puerto Rico Department of Transportation and Public Works*  
*Puerto Rico Highways and Transportation Authority*

***Statewide Transportation Improvement Program (STIP)***

***FEDERAL TRANSIT ADMINISTRATION (FTA)***  
***Aguadilla Urbanized Area (AUA)***  
***(UA > 200,000 in Population)***

GOVERNMENT OF PUERTO RICO  
PUERTO RICO DEPARTMENT OF TRANSPORTATION AND PUBLIC WORKS  
PUERTO RICO HIGHWAY AND TRANSPORTATION AUTHORITY  
STATEWIDE TRANSPORTATION IMPROVEMENT PROGRAM  
FISCAL YEARS 2023-2026  
AMENDMENT #4

SECTION 5307: AGUADILLA URBANIZED AREA (AUA)

Num.	Description	Grantee	Year Entered	Annual Element					Total Est. Cost	Source of Local Funds	Remarks
					2023	2024	2025	2026			
1	Preventive Maintenance Cost for Public Transportation Terminal for the Municipality of Aguada	PRHTA	2023	F			6,919	6,919	13,838	Toll Credits	
				S	-		-	-	-		
				T			6,919	6,919	13,838		
2	Drugs and Alcohol Test for the Municipality of Aguada	PRHTA	2023	F			150	150	300	Toll Credits	
				S	-		-	-	-		
				T			150	150	300		
3	Global Positioning System for the 5310 Transit Fleet for the Municipality of Aguada	PRHTA	2024	F			449	449	898	Toll Credits	
				S	-		-	-	-		
				T			449	449	898		
4	Preventive Maintenance for the Municipality of Aguada	PRHTA	2023	F			2,932	-	2,932	Toll Credits	
				S	-		-	-	-		
				T			2,932	-	2,932		
5	Drugs and Alcohol Test for the Municipality of Añasco	Añasco	2023	F		-	1,320	440	1,760	Toll Credits	Carryover Funds
				S		-	-	-	-		
				T		-	1,320	440	1,760		
6	Third Party Project Administration for the Municipality of Añasco	Añasco	2024	F			15,000	-	15,000	Toll Credits	Carryover Funds
				S	-	-	-	-	-		
				T			15,000	-	15,000		
7	Project Administration for the Municipality of Añasco	Añasco	2023	F			2,392	1,196	3,588	Toll Credits	Carryover Funds
				S			-	-	-		
				T			2,392	1,196	3,588		

GOVERNMENT OF PUERTO RICO  
PUERTO RICO DEPARTMENT OF TRANSPORTATION AND PUBLIC WORKS  
PUERTO RICO HIGHWAY AND TRANSPORTATION AUTHORITY  
STATEWIDE TRANSPORTATION IMPROVEMENT PROGRAM  
FISCAL YEARS 2023-2026  
AMENDMENT #4

SECTION 5307: AGUADILLA URBANIZED AREA (AUA)

Num.	Description	Grantee	Year Entered	Annual Element					Total Est. Cost	Source of Local Funds	Remarks
					2023	2024	2025	2026			
8	Operating Assistance ADA Paratransit for the Municipality of Añasco	Añasco	2023	F			99,643	54,747	154,390	Toll Credits	Carryover Funds
				S			-	-	-		
				T			99,643	54,747	154,390		
9	Additional Funds Operating Assistance ADA Paratransit for the Municipality of Añasco	Añasco	2024	F			74,321	-	74,321	Toll Credits	Carryover Funds
				S	-		-	-	-		
				T			74,321	-	74,321		
10	Additional Funds for the Rehabilitation of Public Terminal for the Municipality of Añasco	Añasco	2025	F	-	-	-	626,765	626,765	Toll Credits	
				S	-	-	-	-	-		
				T	-	-	-	626,765	626,765		
11	Preventive Maintenance for annual element for five (5) buses.	Añasco	2018	F			68,701	29,430	98,131	Toll Credits	
				S			-		-		
				T			68,701	29,430	98,131		
12	Acquisition of storage space	Añasco	2025	F			5,000		5,000	Toll Credits	
				S	-	-			-		
				T			5,000	-	5,000		
13	Enviromental, Engineering nad Design for the Municiplaity of Aguadilla	PRHTA	2025	F			973,094		973,094	Toll Credits	
				S					-		
				T			973,094		973,094		
14	Rehabilitation of Public Terminal for the Municiplaity of Aguadilla	PRHTA	2025	F			595,166		595,166	Toll Credits	
				S					-		
				T			595,166		595,166		
15	Additional Funding for Construction of Transit Terminal Municipality of San Sebastián	PRHTA	2020	F		-		211,506	211,506	Toll Credits	
				S		-	-	-	-		
				T		-	-	211,506	211,506		
		Total Federal Funds:			-	-	1,845,087	931,602	2,776,689		
		Total State or Local Funds:			-		-		-		
		Total			-	-	1,845,087	931,602	2,776,689		

---

*Government of Puerto Rico*  
*Puerto Rico Department of Transportation and Public Works*  
*Puerto Rico Highways and Transportation Authority*

***Statewide Transportation Improvement Program (STIP)***

***FEDERAL TRANSIT ADMINISTRATION (FTA)***  
***Aguadilla Urbanized Area (AUA)***  
***(UA > 200,000 in Population)***

***Operating Assistance Special Rule***  
***Section 5307***

GOVERNMENT OF PUERTO RICO  
 PUERTO RICO DEPARTMENT OF TRANSPORTATION AND PUBLIC WORKS  
 PUERTO RICO HIGHWAY AND TRANSPORTATION AUTHORITY  
 STATEWIDE TRANSPORTATION IMPROVEMENT PROGRAM  
 FISCAL YEARS 2023-2026  
 AMENDMENT #4

SECTION 5307: FTA OPERATING ASSISTANCE SPECIAL RULE, AGUADILLA URBANIZED AREA (AUA)

Num.	Description	Grantee	Year Entered	Annual Element					Total Estimated Cost	Source of Local Funds	Remarks
					2023	2024	2025	2026			
1	Operating Assistance Special Rule for the Municipality of Añasco (2024)	PRHTA	2025	F			254,692		254,692		
				S							
				T			254,692		254,692		
2	Operating Assistance Special Rule for the Municipality of Añasco (2025)	PRHTA	2025	F			273,724		273,724		
				S							
				T			273,724		273,724		
		Total Federal Funds:				-	528,416	-	528,416		
		Total State or Local Funds:				-		-			
		Total				-	528,416	-	528,416		

---

*Government of Puerto Rico*  
*Puerto Rico Department of Transportation and Public Works*  
*Puerto Rico Highways and Transportation Authority*

***Statewide Transportation Improvement Program (STIP)***

***FEDERAL TRANSIT ADMINISTRATION (FTA)***  
***Aguadilla Urbanized Area (AUA)***  
***(UA > 200,000 in Population)***



GOVERNMENT OF PUERTO RICO  
 PUERTO RICO DEPARTMENT OF TRANSPORTATION AND PUBLIC WORKS  
 PUERTO RICO HIGHWAY AND TRANSPORTATION AUTHORITY  
 STATEWIDE TRANSPORTATION IMPROVEMENT PROGRAM  
 FISCAL YEARS 2023 - 2026  
 AMENDMENT #4

SECTION 5310: ELDERLY AND PERSONS WITH DISABILITIES PROGRAM, AGUADILLA URBANIZED AREA (AUA)

Num.	Description	Grantee	Year Entered	Annual Element					Total Est. Cost	Source of Local Funds	Remarks
					2023	2024	2025	2026			
1	Global Positioning System for the 5310 Transit Fleet for the Municipality of Aguada	PRHTA	2024	F			449	449	1,347	Toll Credits	
				S	-						
				T			449	449	1,347		
2	Operation Assistance for the Municipality of Aguada	PRHTA	2023	F			62,181		62,181	Toll Credits	
				S	-		-		-		
				T			62,181		62,181		
3	Preventive Maintenance for the Municipality of Aguada	PRHTA	2022	F			2,932		2,932	Toll Credits	
				S	-		-		-		
				T			2,932		2,932		
4	Drugs and alcohol Test for the Municipality of Aguada	PRHTA	2022	F			150	150	300	Toll Credits	
				S			-	-	-		
				T			150	150	300		
5	Operating Assistance for the 5310 Transit Fleet for the Municipality of Aguadilla	PRHTA	2021	F				65,232	65,232	Toll Credits	
				S		-	-		-		
				T				65,232	65,232		
6	Preventive Maintenance Municipality of Añasco	PRHTA	2022	F			1,670	3,370	5,040	Toll Credits	
				S			-	-	-		
				T			1,670	3,370	5,040		
7	Operating Assistance Municipality of Añasco	PRHTA	2022	F				50,927	50,927	Toll Credits	
				S				-	-		
				T				50,927	50,927		
8	Project Administration for the Municipality of Añasco	PRHTA	2023	F			2,106		2,106	Toll Credits	
				S			-	-	-		
				T			2,106		2,106		
9	Drugs and Alcohol Test for the Municipality of Añasco	PRHTA	2023	F			440		440	Toll Credits	
				S			-	-	-		
				T			440		440		
10	Additional Funds for the Acquisition of Vehicles	PRHTA	2023	F			500,000		500,000	Carryover Funds. (\$300,000-PR 2024-052)	
				S					-		
				T			500,000		500,000		
11	Global Positioning System for the 5310 Transit Fleet for the Municipality of San Sebastian	PRHTA	2024	F			2,376	2,376	4,752	Toll Credits	
				S			-		-		
				T			2,376	2,376	4,752		
12	Preventive Maintenance Municipality of San Sebastian	PRHTA	2024	F			2,968	2,968	5,936	Toll Credits	
				S			-		-		
				T			2,968	2,968	5,936		
13	Operating Assistance Municipality of San Sebastian	PRHTA	2024	F			120,163	120,163	240,326	Toll Credits	
				S			-		-		
				T			120,163	120,163	240,326		
14	Project Administration for the Municipality of San Sebastian	PRHTA	2024	F			2,999	2,999	5,998		
				S					-		
				T			2,999	2,999	5,998		
15	Drugs and Alcohol Test for the Municipality of San Sebastian	PRHTA	2024	F			160	160	320		
				S					-		
				T			160	160	320		
16	Additional Funds for the Acquisition of Vehicles Municipity of Las Marias	PRHTA	2025	F			179,057		179,057	Toll Credits	
				S		-	-		-		
				T			179,057		179,057		
		Total Federal Funds:		F		-	877,651	248,794	1,126,894		
		Total State or Local Funds:		S		-					
		Total		T		-	877,651	248,794	1,126,894		

---

*Government of Puerto Rico*  
*Puerto Rico Department of Transportation and Public Works*  
*Puerto Rico Highways and Transportation Authority*

***Statewide Transportation Improvement Program (STIP)***

***FEDERAL TRANSIT ADMINISTRATION (FTA)***  
***Aguadilla Urbanized Area (AUA)***  
***(UA > 200,000 in Population)***

GOVERNMENT OF PUERTO RICO  
PUERTO RICO DEPARTMENT OF TRANSPORTATION AND PUBLIC WORKS  
PUERTO RICO HIGHWAY AND TRANSPORTATION AUTHORITY  
STATEWIDE TRANSPORTATION IMPROVEMENT PROGRAM  
FISCAL YEARS 2023-2026  
AMENDMENT #4

SECTION 5339: AGUADILLA URBANIZED AREA (AUA) BUS AND BUS FACILITIES FORMULA PROGRAM

Num.	Description	Grantee	Year Entered	Annual Element					Total Est. Cost	Source of Local Funds	Remarks
					2023	2024	2025	2026			
1	Additional Funds for the Acquisition of Vehicles Municiplity of Las Marias	Las Marias	2025	F			86,372		86,372	Toll Credits	
				S		-			-		
				T			86,372	-	86,372		
2	Acquistion of vehicle	Añasco	2025	F			84,975		84,975	Toll Credits	
				S		-			-		
				T			84,975	-	84,975		
		Total Federal Funds:		F			171,347	-	171,347		
		Total State or Local Funds:		S							
		Total		T			171,347		171,347		

***Urbanized Areas Under  
200,000 Population (UZA)***

---

---

*Government of Puerto Rico*  
*Puerto Rico Department of Transportation and Public Works*  
*Puerto Rico Highways and Transportation Authority*

***Statewide Transportation Improvement Program (STIP)***

***FEDERAL TRANSIT ADMINISTRATION (FTA)***

***Urbanized Area Under 200,000 in Population (UZA)***

GOVERNMENT OF PUERTO RICO  
PUERTO RICO DEPARTMENT OF TRANSPORTATION AND PUBLIC WORKS  
PUERTO RICO HIGHWAY AND TRANSPORTATION AUTHORITY  
STATEWIDE TRANSPORTATION IMPROVEMENT PROGRAM  
FISCAL YEARS 2023-2026  
AMENDMENT #4

SECTION: 5307 URBANIZED AREA FORMULA PROGRAM - URBANIZED AREA UNDER 200,000 POPULATION (UZA)

Num.	Project Description and Localization	Grantee	Apportioned Year		Annual Element				Total Est. Cost	Source of Local Funds	Remarks
					2023	2024	2025	2026			
1	Employee Education/Training for the Municipality of Barceloneta	Barceloneta	2019	F	-	-	23,078	-	23,078	Toll Credits	Application 6388-2024-1
				S	-	-	-	-	-		
				T	-	-	23,078	-	23,078		
2	Operating Assistance for Transit System for the Municipality of Barceloneta	Barceloneta	2015	F	-	-	1,335,399	674,343	2,009,742	Toll Credits	Application 6388-2024-1
				S	-	-	-	-	-		
				T	-	-	1,335,399	674,343	2,009,742		
3	Acquisition of Equipment for the Municipality of Barceloneta	Barceloneta	2018	F	-	-	255,560	-	255,560	Toll Credits	Application 6388-2024-1
				S	-	-	-	-	-		
				T	-	-	255,560	-	255,560		
4	Replacement of Two (2) Trolleys and One (1) Paratransit Van for the Municipality of Barceloneta	Barceloneta	2018	F	-	-	435,000	-	435,000	Toll Credits	Application 6388-2024-1
				S	-	-	-	-	-		
				T	-	-	435,000	-	435,000		
5	Communication and Security for the Municipality of Barceloneta	Barceloneta	2018	F	-	-	37,500	-	37,500	Toll Credits	Application 6388-2024-1
				S	-	-	-	-	-		
				T	-	-	37,500	-	37,500		
6	Transportation Systems Parking Repairs for the Municipality of Barceloneta	Barceloneta	2018	F	-	-	210,000	-	210,000	Toll Credits	Application 6388-2024-1
				S	-	-	-	-	-		
				T	-	-	210,000	-	210,000		
7	Acquisition and installation of bus shelters for the new transfer area for the Municipality of Barceloneta	Barceloneta	2025	F	-	-	180,000	-	180,000	Toll Credits	Reprogrammed
				S	-	-	-	-	-		
				T	-	-	180,000	-	180,000		
8	Transportation System's Garage and Parking Expansion for the Municipality of Barceloneta	Barceloneta	2025	F	-	-	520,000	-	520,000	Toll Credits	Reprogrammed
				S	-	-	-	-	-		
				T	-	-	520,000	-	520,000		
9	Public Terminal Rehabilitation and adding funds for the Municipality of Barceloneta	Barceloneta	2025	F	-	-	1,464,797	-	1,464,797	Toll Credits	Funds reprogrammed, application 6388-2024-1
				S	-	-	-	-	-		
				T	-	-	1,464,797	-	1,464,797		
10	Preventive Maintenance for Transit Fleet for the Municipality of Barceloneta	Barceloneta	2025	F	-	-	534,021	728,658	1,262,679	Toll Credits	Funds reprogrammed, application 6388-2024-1
				S	-	-	-	-	-		
				T	-	-	534,021	728,658	1,262,679		

GOVERNMENT OF PUERTO RICO  
PUERTO RICO DEPARTMENT OF TRANSPORTATION AND PUBLIC WORKS  
PUERTO RICO HIGHWAY AND TRANSPORTATION AUTHORITY  
STATEWIDE TRANSPORTATION IMPROVEMENT PROGRAM  
FISCAL YEARS 2023-2026  
AMENDMENT #4

SECTION: 5307 URBANIZED AREA FORMULA PROGRAM - URBANIZED AREA UNDER 200,000 POPULATION (UZA)

Num.	Project Description and Localization	Grantee	Apportioned Year		Annual Element				Total Est. Cost	Source of Local Funds	Remarks
					2023	2024	2025	2026			
11	Operating Assistance for system administration and promotion for the Municipality of Barceloneta	Barceloneta	2023	F	-	-	15,000	-	15,000	Toll Credits	Application 6388-2024-1
				S	-	-	-	-	-		
				T	-	-	15,000	-	15,000		
12	Design and build of a photovoltaic system canopy for the Fidel Santiago Terminal for the Municipality of Barceloneta	Barceloneta	2023	F	-	-	580,910	-	580,910	Toll Credits	Application 6388-2025-1
				S	-	-	-	-	-		
				T	-	-	580,910	-	580,910		
13	Preventive Maintenance for facilities for the Municipality of Barceloneta	Barceloneta	2024	F	-	-	521,300	56,979	578,279	Toll Credits	Application 6388-2024-1
				S	-	-	-	-	-		
				T	-	-	521,300	56,979	578,279		
14	Acquisition of two (2) buses (16 passangers) for expansion	Barceloneta	2024	F	-	-	-	250,000	250,000	Toll Credits	
				S	-	-	-	-	-		
				T	-	-	-	250,000	250,000		
15	Equipment for Small Transit spaces	Barceloneta	2024	F	-	-	-	171,300	171,300	Toll Credits	
				S	-	-	-	-	-		
				T	-	-	-	171,300	171,300		
16	Operating Assistance (fixed route service) for the Municipality of Cabo Rojo	Cabo Rojo	2024	F	-	-	1,148,220	-	1,148,220	Toll Credits	Application 5631-2024-1
				S	-	-	-	-	-		
				T	-	-	1,148,220	-	1,148,220		
17	Preventive Maintenance for fleet for the Municipality of Cabo Rojo	Cabo Rojo	2024	F	-	-	40,000	-	40,000	Toll Credits	Application 5631-2024-1
				S	-	-	-	-	-		
				T	-	-	40,000	-	40,000		
18	Rehabilitation of the Terminal Fernando Flores	Cabo Rojo	2024	F	-	-	52,019	-	52,019	Toll Credits	Application 5631-2024-1
				S	-	-	-	-	-		
				T	-	-	52,019	-	52,019		
19	Development of Data Program for Transportation System	Cabo Rojo	2024	F	-	-	20,000	-	20,000	Toll Credits	Application 5631-2024-1
				S	-	-	-	-	-		
				T	-	-	20,000	-	20,000		

GOVERNMENT OF PUERTO RICO  
PUERTO RICO DEPARTMENT OF TRANSPORTATION AND PUBLIC WORKS  
PUERTO RICO HIGHWAY AND TRANSPORTATION AUTHORITY  
STATEWIDE TRANSPORTATION IMPROVEMENT PROGRAM  
FISCAL YEARS 2023-2026  
AMENDMENT #4

SECTION: 5307 URBANIZED AREA FORMULA PROGRAM - URBANIZED AREA UNDER 200,000 POPULATION (UZA)

Num.	Project Description and Localization	Grantee	Apportioned Year		Annual Element				Total Est. Cost	Source of Local Funds	Remarks
					2023	2024	2025	2026			
20	Preventive Maintenance for fleet for the Municipality of Camuy	Camuy	2024	F	-	-	90,000	39,212	129,212	Toll Credits	Application 5487-2025-1
				S	-	-	-	-	-		
				T	-	-	90,000	39,212	129,212		
21	Operational Assistance for the Municipality of Camuy	Camuy	2024	F	-	-	2,251,877	-	2,251,877	Toll Credits	Application 5487-2025-1
				S	-	-	-	-	-		
				T	-	-	2,251,877	-	2,251,877		
22	Operating Assistance for Paratransit Provision Service of the Municipality of Camuy	Camuy	2024	F	-	-	1,404,971	-	1,404,971	Toll Credits	Application 5487-2025-1
				S	-	-	-	-	-		
				T	-	-	1,404,971	-	1,404,971		
23	Acquisition of office supplies for the Municipality of Camuy	Camuy	2024	F	-	-	5,334	-	5,334	Toll Credits	Application 5487-2025-1
				S	-	-	-	-	-		
				T	-	-	5,334	-	5,334		
24	Employee Educational Training for the Municipality of Camuy	Camuy	2024	F	-	-	1,000	-	1,000	Toll Credits	Application 5487-2025-1
				S	-	-	-	-	-		
				T	-	-	1,000	-	1,000		
25	Drug and alcohol Tests for the Municipality of Camuy	Camuy	2024	F	-	-	112	-	112	Toll Credits	Application 5487-2025-1
				S	-	-	-	-	-		
				T	-	-	112	-	112		
26	Acquisition and Installation of support equipment for facilities and vehicles of the Municipality of Camuy	Camuy	2024	F	-	-	48,794	-	48,794	Toll Credits	Application 5487-2025-1
				S	-	-	-	-	-		
				T	-	-	48,794	-	48,794		
27	Improvements of Felipe Martinez Publico Terminal elevator of the Municipality of Camuy	Camuy	2024	F	-	-	44,088	-	44,088	Toll Credits	Application 5487-2025-1 Carryover \$22,044
				S	-	-	-	-	-		
				T	-	-	44,088	-	44,088		
28	Rehabilitation of FTA Program Office of the Municipality of Camuy	Camuy	2024	F	-	-	269,108	-	269,108	Toll Credits	Application 5487-2025-1
				S	-	-	-	-	-		
				T	-	-	269,108	-	269,108		
29	Office Support Equipment for the Municipality of Fajardo	Fajardo	2024	F	-	-	1,404	-	1,404	Toll Credits	Application 1976-2025-1
				S	-	-	-	-	-		
				T	-	-	1,404	-	1,404		



GOVERNMENT OF PUERTO RICO  
PUERTO RICO DEPARTMENT OF TRANSPORTATION AND PUBLIC WORKS  
PUERTO RICO HIGHWAY AND TRANSPORTATION AUTHORITY  
STATEWIDE TRANSPORTATION IMPROVEMENT PROGRAM  
FISCAL YEARS 2023-2026  
AMENDMENT #4

SECTION: 5307 URBANIZED AREA FORMULA PROGRAM - URBANIZED AREA UNDER 200,000 POPULATION (UZA)

Num.	Project Description and Localization	Grantee	Apportioned Year		Annual Element				Total Est. Cost	Source of Local Funds	Remarks
					2023	2024	2025	2026			
30	Preventive Maintenance for the Municipality of Fajardo	Fajardo	2024	F	-	-	81,600	-	81,600	Toll Credits	Application 1976-2025-1
				S	-	-	-	-	-		
				T	-	-	81,600	-	81,600		
31	Add funds for acquisition of Vans for fixed route service for the Municipality of Fajardo	Fajardo	2024	F	-	-	450	-	450	Toll Credits	Reprogrammed
				S	-	-	-	-	-		
				T	-	-	450	-	450		
32	Add funds for acquisition of Vans for fixed route service for the Municipality of Fajardo	Fajardo	2025	F	-	-	19,515	-	19,515	Toll Credits	Reprogrammed
				S	-	-	-	-	-		
				T	-	-	19,515	-	19,515		
33	Acquisition and Installation of 69 bus stop signs for fixed route in the Municipality of Fajardo	Fajardo	2024	F	-	-	39,847	-	39,847	Toll Credits	
				S	-	-	-	-	-		
				T	-	-	39,847	-	39,847		
34	Acquisition of two (2) vans (10 passengers) in compliance with the ADA for paratransit system in the Municipality of Fajardo	Fajardo	2025	F	-	-	280,090	-	280,090	Toll Credits	Reprogrammed
				S	-	-	-	-	-		
				T	-	-	280,090	-	280,090		
35	Preventive Maintenance for the Municipality of Fajardo	Fajardo	2025	F	-	-	212,425	-	212,425	Toll Credits	Reprogrammed
				S	-	-	-	-	-		
				T	-	-	212,425	-	212,425		
36	Preventive Maintenance -vehicle overhaul for the Municipality of Fajardo	Fajardo	2024	F	-	-	189,464	-	189,464	Toll Credits	Application 1976-2025-1
				S	-	-	-	-	-		
				T	-	-	189,464	-	189,464		
37	Operating Assistance for ADA Paratransit service of the Municipality of Fajardo	Fajardo	2024	F	-	-	38,666	-	38,666	Toll Credits	Application 1976-2025-1
				S	-	-	-	-	-		
				T	-	-	38,666	-	38,666		
38	Preventive Maintenance for Transportation Vehicles of the Municipality of Hatillo	Hatillo	2019	F	-	-	93,929	-	93,929	Toll Credits	Application: 5322-2020-1 Carryover: \$43,169
				S	-	-	-	-	-		
				T	-	-	93,929	-	93,929		
39	Operational Assistance for Transportation System of the Municipality of Hatillo	Hatillo	2019	F	-	-	680,000	335,666	1,015,666	Toll Credits	Application: 5322-2020-1 Carryover: \$340,000
				S	-	-	-	-	-		
				T	-	-	680,000	335,666	1,015,666		

GOVERNMENT OF PUERTO RICO  
PUERTO RICO DEPARTMENT OF TRANSPORTATION AND PUBLIC WORKS  
PUERTO RICO HIGHWAY AND TRANSPORTATION AUTHORITY  
STATEWIDE TRANSPORTATION IMPROVEMENT PROGRAM  
FISCAL YEARS 2023-2026  
AMENDMENT #4

SECTION: 5307 URBANIZED AREA FORMULA PROGRAM - URBANIZED AREA UNDER 200,000 POPULATION (UZA)

Num.	Project Description and Localization	Grantee	Apportioned Year		Annual Element				Total Est. Cost	Source of Local Funds	Remarks
					2023	2024	2025	2026			
40	Evaluation for the Reparation of the Terminal Efrain Siverio for the Municipality of Hatillo	Hatillo	2022	F	-	-	168,000	-	168,000	Toll Credits	Application: 5322-2022-1
				S	-	-	-	-	-		
				T	-	-	168,000	-	168,000		
41	Phase I for the Reparation of the Terminal Efrain Siverio for the Municipality of Hatillo	Hatillo	2022	F	-	-	351,000	-	351,000	Toll Credits	Application 5322-2020-1
				S	-	-	-	-	-		
				T	-	-	351,000	-	351,000		
42	Preventive Maintenance for Terminal for the Municipality of Hatillo	Hatillo	2022	F	-	-	224,000	-	224,000	Toll Credits	Application: 5322-2020-1 Carryover: \$112,000
				S	-	-	-	-	-		
				T	-	-	224,000	-	224,000		
43	Surveillance Cameras for Two (2) Terminals for the Municipality of Hatillo	Hatillo	2019	F	-	-	25,000	-	25,000	Toll Credits	Application 5322-2020-1
				S	-	-	-	-	-		
				T	-	-	25,000	-	25,000		
44	Acquisition of One (1) Paratrasit Van for the Municipality of Hatillo	Hatillo	2021	F	-	-	90,000	-	90,000	Toll Credits	Application 5322-2020-1
				S	-	-	-	-	-		
				T	-	-	90,000	-	90,000		
45	Support Vehicle for the Municipality of Hatillo	Hatillo	2024	F	-	-	45,000	-	45,000	Toll Credits	Application 5322-2020-1, including additional funding of \$10,000
				S	-	-	-	-	-		
				T	-	-	45,000	-	45,000		
46	Preventive Maintenance for the Vehicles of Transportation System of the Municipality of Hormigueros	Hormigueros	2020	F	-	-	102,521	-	102,521	Toll Credits	
				S	-	-	-	-	-		
				T	-	-	102,521	-	102,521		
47	Operating Assitance fot the Municipality of Hormigueros	Hormigueros	2023	F	-	-	540,566	270,283	810,849	Toll Credits	Carryover: \$270,283
				S	-	-	-	-	-		
				T	-	-	540,566	270,283	810,849		
48	Operating Assitance for ADA Paratransit Service for the Municipality of Hormigueros	Hormigueros	2023	F	-	-	173,066	86,533	259,599	Toll Credits	Carryover: \$86,533
				S	-	-	-	-	-		
				T	-	-	173,066	86,533	259,599		
49	Additional funding for the Acquisition of Vehicles for the Municipality of Hormigueros	Hormigueros	2024	F	-	-	160,106	-	160,106	Toll Credits	Application: 1912-2025-1 Additional funding for the programmed vehicles in (PR-90-X321-00 and PR-2019-034-00)
				S	-	-	-	-	-		
				T	-	-	160,106	-	160,106		

GOVERNMENT OF PUERTO RICO  
PUERTO RICO DEPARTMENT OF TRANSPORTATION AND PUBLIC WORKS  
PUERTO RICO HIGHWAY AND TRANSPORTATION AUTHORITY  
STATEWIDE TRANSPORTATION IMPROVEMENT PROGRAM  
FISCAL YEARS 2023-2026  
AMENDMENT #4

SECTION: 5307 URBANIZED AREA FORMULA PROGRAM - URBANIZED AREA UNDER 200,000 POPULATION (UZA)

Num.	Project Description and Localization	Grantee	Apportioned Year		Annual Element				Total Est. Cost	Source of Local Funds	Remarks
					2023	2024	2025	2026			
50	Preventive Maintenance Cost for Transit Fleet	Manatí	2022	F	-	-	135,473	35,887	171,360	Toll Credits	Carryover: \$ 100,218
				S	-	-	-	-	-		
				T	-	-	135,473	35,887	171,360		
51	Environmental Study, Design for Construction of Transfer Station and Maintenance Garage	Manatí	2022	F	-	-	218,400	-	218,400	Toll Credits	Application 1906-2019-1 Carryover: \$68,000
				S	-	-	-	-	-		
				T	-	-	218,400	-	218,400		
52	Additional Funds for the Acquisition of Land for the Construction of Transfer Station and Maintenance Garage	Manatí	2022	F	-	-	146,400	-	146,400	Toll Credits	Application 1906-2019-1
				S	-	-	-	-	-		
				T	-	-	146,400	-	146,400		
53	Preventive Maintenance-Angel Cintrón & Valeriano Aulet Terminals	Manatí	2022	F	-	-	279,972	-	279,972	Toll Credits	Application 1906-2019-1 Carryover: \$68,000
				S	-	-	-	-	-		
				T	-	-	279,972	-	279,972		
54	Support Vehicule Pick Up 250	Manatí	2023	F	-	-	51,063	-	51,063	Toll Credits	Application 1906-2019-1 Carryover: \$51,063
				S	-	-	-	-	-		
				T	-	-	51,063	-	51,063		
55	ADA Operational Assistance	Manatí	2023	F	-	-	220,000	-	220,000	Toll Credits	Application 2011-2023-2 Carryover: \$220,000
				S	-	-	-	-	-		
				T	-	-	220,000	-	220,000		
56	FTA Staff Training for the Municipality of Manatí	Manatí	2024	F		-	25,000		25,000	Toll Credits	Carryover: \$25,000
				S							
				T		-	25,000		25,000		
57	Provision for Paratransit Service	Manatí	2023	F	-	-	190,065	-	190,065	Toll Credits	Application 2011-2023-2 Carryover: \$190,065
				S	-	-	-	-	-		
				T	-	-	190,065	-	190,065		
58	Construction Cycle Route: Coastal Cycle Route & Mayaguez Urban Centre for Mayaguez Transit System	Mayagüez	2020	F	-	-	6,000,000	-	6,000,000	Toll Credits	Application 2011-2023-2 Carryover
				S	-	-	-	-	-		
				T	-	-	6,000,000	-	6,000,000		
59	Operating Assistance	Mayagüez	2024	F	-	-	3,581,211	-	3,581,211	Toll Credits	Application 2011-2025-1 \$2,527,034 Application 2011-2024-1 Carryover: \$680.326
				S	-		-	-	-		
				T	-	-	3,581,211	-	3,581,211		

GOVERNMENT OF PUERTO RICO  
PUERTO RICO DEPARTMENT OF TRANSPORTATION AND PUBLIC WORKS  
PUERTO RICO HIGHWAY AND TRANSPORTATION AUTHORITY  
STATEWIDE TRANSPORTATION IMPROVEMENT PROGRAM  
FISCAL YEARS 2023-2026  
AMENDMENT #4

SECTION: 5307 URBANIZED AREA FORMULA PROGRAM - URBANIZED AREA UNDER 200,000 POPULATION (UZA)

Num.	Project Description and Localization	Grantee	Apportioned Year		Annual Element				Total Est. Cost	Source of Local Funds	Remarks
					2023	2024	2025	2026			
60	Preventive Maintenance for fleet	Mayagüez	2024	F	-	-	394,759	-	394,759	Toll Credits	Application 2011-2024-1
				S	-	-	-	-	-		
				T	-	-	394,759	-	394,759		
61	Acquisition of Two (2) Buses for Paratransit Service (11 passengers)	Mayagüez	2024	F	-	-	172,302	-	172,302	Toll Credits	Application 2011-2024-1
				S	-	-	-	-	-		
				T	-	-	172,302	-	172,302		
62	Design of the Rehabilitation-Administrative Office of Carlos Garay Public Terminal for the Municipality of Ponce	Ponce	2015	F	-	-	229,306	-	229,306	Toll Credits	Conditionated FEMA Study
				S	-	-	-	-	-		
				T	-	-	229,306	-	229,306		
63	Fixed Route Operational Assistance for the Trasportation System for the Municipality of Ponce	Ponce	2023	F	-	-	2,551,952	3,000,000	5,551,952	Toll Credits	
				S	-	-	-	-	-		
				T	-	-	2,551,952	3,000,000	5,551,952		
64	Paratransit Operational Assistance for the Trasportation System for the Municipality of Ponce	Ponce	2023	F	-	-	525,934	800,000	1,325,934	Toll Credits	
				S	-	-	-	-	-		
				T	-	-	525,934	800,000	1,325,934		
65	Preventive Maintenance for the Municipality of Ponce Transportation System	Ponce	2025	F	-	-	1,512,387	1,634,453	3,146,840	Toll Credits	
				S	-	-	-	-	-		
				T	-	-	1,512,387	1,634,453	3,146,840		
66	Employee Education/Training for the Municipality of Ponce	Ponce	2023	F	-	-	64,500	39,675	104,175	Toll Credits	Carryover \$30,000
				S	-	-	-	-	-		
				T	-	-	64,500	39,675	104,175		
67	Drugs and Alcohol Tests for the Municipality of Ponce	Ponce	2023	F		-	27,238	9,946	37,184	Toll Credits	Application 3049-2022-3 Carryover \$17,292
				S	-	-	-	-	-		
				T		-	27,238	9,946	37,184		
68	Rehab/Renov Dora Colón Clavell Terminal for the Municipality of Ponce	Ponce	2017	F	-	-	932,000	-	932,000	Toll Credits	Application 3049-2023-1
				S	-	-	-	-	-		
				T	-	-	932,000	-	932,000		
69	Design, Engineering and Construction of Bus Shelters for SITRAS New Route	Ponce	2017	F	-	-	1,732,000	-	1,732,000	Toll Credits	
				S	-	-	-	-	-		
				T	-	-	1,732,000	-	1,732,000		

GOVERNMENT OF PUERTO RICO  
PUERTO RICO DEPARTMENT OF TRANSPORTATION AND PUBLIC WORKS  
PUERTO RICO HIGHWAY AND TRANSPORTATION AUTHORITY  
STATEWIDE TRANSPORTATION IMPROVEMENT PROGRAM  
FISCAL YEARS 2023-2026  
AMENDMENT #4

SECTION: 5307 URBANIZED AREA FORMULA PROGRAM - URBANIZED AREA UNDER 200,000 POPULATION (UZA)

Num.	Project Description and Localization	Grantee	Apportioned Year		Annual Element				Total Est. Cost	Source of Local Funds	Remarks
					2023	2024	2025	2026			
70	Additional Funds for Acquisition of Tow Truck Support Vehicle for SITRAS vehicles for the Municipality of Ponce	Ponce	2020	F	-	-	60,000	-	60,000	Toll Credits	Application 3049-2022-3
				S	-	-	-	-	-		
				T	-	-	60,000	-	60,000		
71	Acquisition of one(1) off-road vehicles to support surveillance, security and vehicle flow in the terminal for the Municipality of Ponce	Ponce	2020	F	-	-	20,000	-	20,000	Toll Credits	Application 3049-2022-3
				S	-	-	-	-	-		
				T	-	-	20,000	-	20,000		
72	Rehabilitation ADA Ramps and Sidewalks around of the passenger shelters on the Trolley for the Municipality of Ponce	Ponce	2018	F	-	-	350,000	-	350,000	Toll Credits	Application 3049-2022-3
				S	-	-	-	-	-		
				T	-	-	350,000	-	350,000		
73	Rehab/renov of parking lot for SITRAS (phase 3) for the Municipality of Ponce	Ponce	2020	F	-	-	3,000,000	-	3,000,000	Toll Credits	Application 3049-2022-3
				S	-	-	-	-	-		
				T	-	-	3,000,000	-	3,000,000		
74	GPS System Monthly Payment for the Municipality of Ponce	Ponce	2021	F	-	-	65,304	29,016	94,320	Toll Credits	Application 3049-2022-3
				S	-	-	-	-	-		
				T	-	-	65,304	29,016	94,320		
75	Acquisition & Instalation Surveillance Cameras for the Municipality of Ponce	Ponce	2021	F	-	-	139,950	-	139,950	Toll Credits	Application 3049-2022-3
				S	-	-	-	-	-		
				T	-	-	139,950	-	139,950		
76	Additional funds for Acquisition of Two (2) Buses <30FT for the Municipality of Ponce	Ponce	2021	F	-	-	500,000	-	500,000	Toll Credits	Application 3049-2022-3
				S	-	-	-	-	-		
				T	-	-	500,000	-	500,000		
77	Design, Engineering and Construction for Stop Signs for SITRAS Routes for the Municipality of Ponce	Ponce	2022	F	-	-	88,491	-	88,491	Toll Credits	Application 3049-2022-3
				S	-	-	-	-	-		
				T	-	-	88,491	-	88,491		
78	Acquisition, installation and maintenance of surveillance security cameras & intelligence parking system for both terminals for the Municipality of Ponce	Ponce	2022	F	-	-	200,000	100,000	300,000	Toll Credits	Application 3049-2022-3 Carryover \$100,000
				S	-	-	-	-	-		
				T	-	-	200,000	100,000	300,000		

GOVERNMENT OF PUERTO RICO  
PUERTO RICO DEPARTMENT OF TRANSPORTATION AND PUBLIC WORKS  
PUERTO RICO HIGHWAY AND TRANSPORTATION AUTHORITY  
STATEWIDE TRANSPORTATION IMPROVEMENT PROGRAM  
FISCAL YEARS 2023-2026  
AMENDMENT #4

SECTION: 5307 URBANIZED AREA FORMULA PROGRAM - URBANIZED AREA UNDER 200,000 POPULATION (UZA)

Num.	Project Description and Localization	Grantee	Apportioned Year		Annual Element				Total Est. Cost	Source of Local Funds	Remarks
					2023	2024	2025	2026			
79	Acquisition and installation of three (3) radios for three (3) buses for the Municipality of Ponce	Ponce	2022	F	-	-	5,100	-	5,100	Toll Credits	Application 3049-2022-3
				S	-	-	-	-	-		
				T	-	-	5,100	-	5,100		
80	Acquisition of two (2) pick-up trucks for desinfecting and cleaning of transit fleet for the Municipality of Ponce	Ponce	2023	F	-	-	100,000	-	100,000	Toll Credits	Application 3049-2022-3
				S	-	-	-	-	-		
				T	-	-	100,000	-	100,000		
81	Preventive Maintenance for SITRAS facilities for the Municipality of Ponce	Ponce	2023	F	-	-	418,400	418,400	836,800	Toll Credits	Application 3049-2022-3
				S	-	-	-	-	-		
				T	-	-	418,400	418,400	836,800		
82	Payment of vehicle tags for the SITRAS fleet	Ponce	2023	F	-	-	5,760	2,496	8,256	Toll Credits	Carryover \$2,912
				S	-	-	-	-	-		
				T	-	-	5,760	2,496	8,256		
83	Adquisition of one (1) computer for the scanning of the vehicles of the transit fleet	Ponce	2023	F	-	-	6,000	-	6,000	Toll Credits	
				S	-	-	-	-	-		
				T	-	-	6,000	-	6,000		
84	Adquisition of three (3) light towers for the SITRAS facilities	Ponce	2023	F	-	-	45,000	-	45,000	Toll Credits	
				S	-	-	-	-	-		
				T	-	-	45,000	-	45,000		
85	Bicycleshare system for the Municipality of Ponce	Ponce	2024	F	-	-	380,000	-	380,000	Toll Credits	
				S	-	-	-	-	-		
				T	-	-	380,000	-	380,000		
86	Acquisition of four (4) Paratransit Vans for Paratransit services expansion for the Municipality of Ponce	Ponce	2024	F	-	-	533,033	-	533,033	Toll Credits	
				S	-	-	-	-	-		
				T	-	-	533,033	-	533,033		
87	Construction of Eight (8) Bus Shelters in Compliance with ADA for the Municipality of Arroyo	PRHTA	2018	F	-	-	116,372	-	116,372	Toll Credits	
				S	-	-	-	-	-		
				T	-	-	116,372	-	116,372		
88	Construction of Public Terminal of Parking Facilities to improve the Transportation System and to Expand Service in Compliance with ADA for the Municipality of Arroyo	PRHTA	2018	F	-	-	-	-	-	Toll Credits	Conditioned to A/E: \$1,500,000 FY2027
				S	-	-	-	-	-		
				T	-	-	-	-	-		

GOVERNMENT OF PUERTO RICO  
PUERTO RICO DEPARTMENT OF TRANSPORTATION AND PUBLIC WORKS  
PUERTO RICO HIGHWAY AND TRANSPORTATION AUTHORITY  
STATEWIDE TRANSPORTATION IMPROVEMENT PROGRAM  
FISCAL YEARS 2023-2026  
AMENDMENT #4

SECTION: 5307 URBANIZED AREA FORMULA PROGRAM - URBANIZED AREA UNDER 200,000 POPULATION (UZA)

Num.	Project Description and Localization	Grantee	Apportioned Year		Annual Element				Total Est. Cost	Source of Local Funds	Remarks
					2023	2024	2025	2026			
89	Construction of Pedestrian Cycling Route for the Municipality of Arroyo	PRHTA	2018	F	-	-	-	-	-	Toll Credits	Conditioned to A/E: \$840,000 FY2027
				S	-	-	-	-	-		
				T	-	-	-	-	-		
90	A/E of an Intermodal Railway Transportation System for the Municipality of Arroyo	PRHTA	2020	F	-	-	200,000	-	200,000	Toll Credits	
				S	-	-	-	-	-		
				T	-	-	200,000	-	200,000		
91	Construction of an Intermodal Railway Transportation System for the Municipality of Arroyo	PRHTA	2018	F	-	-	-	-	-	Toll Credits	Conditioned to A/E: \$2,150,000 FY2027
				S	-	-	-	-	-		
				T	-	-	-	-	-		
92	Additional funding for the Rehabilitation of the Maintenance Garage for the Municipality of Arroyo	PRHTA	2024	F	-	-	400,000	-	400,000	Toll Credits	Additional funding is to complement the project obligated in grant PR-2021-068 ER
				S	-	-	-	-	-		
				T	-	-	400,000	-	400,000		
93	Operating Assistance for the Municipality of Ceiba	PRHTA	2015	F	-	-	125,278	-	125,278	Toll Credits	
				S	-	-	-	-	-		
				T	-	-	125,278	-	125,278		
94	Preventive maintenance cost for transit vehicles for the Municipality of Ceiba	PRHTA	2017	F	-	-	5,666	-	5,666	Toll Credits	
				S	-	-	-	-	-		
				T	-	-	5,666	-	5,666		
95	Real time mobile application (development of application software, acquisition and installation of GPS) for the Municipality of Florida	PRHTA	2023	F	-	-	53,000	-	53,000	Toll Credits	
				S	-	-	-	-	-		
				T	-	-	53,000	-	53,000		
96	Three (3) screens to show real time service routes at Terminal for the Municipality of Florida	PRHTA	2023	F	-	-	11,700	-	11,700	Toll Credits	
				S	-	-	-	-	-		
				T	-	-	11,700	-	11,700		
97	Acquisition of fifteen (15) stop signs for the Municipality of Florida	PRHTA	2024	F	-	-	7,410	-	7,410	Toll Credits	Conditioned to submittal of NEPA, Engineering and Design (project phases)
				S	-	-	-	-	-		
				T	-	-	7,410	-	7,410		
98	Rehabilitation of sidewalks for the Municipality of Florida	PRHTA	2024	F	-	-	-	-	-	Toll Credits	Conditioned to submittal new study of Transportation and budget review \$3,795,147
				S	-	-	-	-	-		
				T	-	-	-	-	-		

GOVERNMENT OF PUERTO RICO  
PUERTO RICO DEPARTMENT OF TRANSPORTATION AND PUBLIC WORKS  
PUERTO RICO HIGHWAY AND TRANSPORTATION AUTHORITY  
STATEWIDE TRANSPORTATION IMPROVEMENT PROGRAM  
FISCAL YEARS 2023-2026  
AMENDMENT #4

SECTION: 5307 URBANIZED AREA FORMULA PROGRAM - URBANIZED AREA UNDER 200,000 POPULATION (UZA)

Num.	Project Description and Localization	Grantee	Apportioned Year		Annual Element				Total Est. Cost	Source of Local Funds	Remarks
					2023	2024	2025	2026			
99	2nd phase of the Terminal Rehabilitation for the Municipality of Florida	PRHTA	2024	F	-	-	995,000	-	995,000	Toll Credits	Continuation, project in award PR-2023-049
				S	-	-	-	-	-		
				T	-	-	995,000	-	995,000		
100	Acquisition of Property for Construction of Terminal for the Municipality of Guánica	PRHTA	2022	F	-	-	-	-	-	Toll Credits	Conditioned to submittal of NEPA FY2027 \$750,000
				S	-	-	-	-	-		
				T	-	-	-	-	-		
101	Construction of Terminal for the Municipality of Guánica	PRHTA	2023	F	-	-	-	-	-	Toll Credits	Conditioned to submittal of NEPA, Engineering and Design (project phases) FY2027 \$2,091,600
				S	-	-	-	-	-		
				T	-	-	-	-	-		
102	Bus stops and signs for the Municipality of Guánica	PRHTA	2023	F	-	-	-	-	-	Toll Credits	Conditioned to submittal of NEPA, Engineering and Design (project phases) FY2027 \$169,350
				S	-	-	-	-	-		
				T	-	-	-	-	-		
103	Repairs and Construction for the Municipality of Guayama	PRHTA	2024	F	-	-	63,000	-	63,000	Toll Credits	Conditional on acquisition of buses and budget evaluation
				S	-	-	-	-	-		
				T	-	-	63,000	-	63,000		
104	Operating Assitance for Complementary Paratransit Service for the Municipality of Guayama	PRHTA	2024	F	-	-	-	-	-	Toll Credits	Conditional on acquisition of buses \$81,848 FY2027
				S	-	-	-	-	-		
				T	-	-	-	-	-		
105	Operating Assitance for the Municipality of Guayama	PRHTA	2024	F	-	-	-	-	-	Toll Credits	Conditional on acquisition of buses \$208,577 FY2027
				S	-	-	-	-	-		
				T	-	-	-	-	-		
106	Preventive Maintenance for fleet for the Municipality of Guayama	PRHTA	2024	F	-	-	-	-	-	Toll Credits	Conditional on acquisition of buses \$32,500 FY2027
				S	-	-	-	-	-		
				T	-	-	-	-	-		
107	Development of fixed route for collective transportation system to the Municipality of Gayama	PRHTA	2024	F	-	-	-	-	-	Toll Credits	Conditional on acquisition of buses FY2027 \$549,269
				S	-	-	-	-	-		
				T	-	-	-	-	-		
108	Acquisition of Three (3) Buses (16 passengers) for the Municipality of Guayama	PRHTA	2024	F	-	-	539,931	-	539,931	Toll Credits	
				S	-	-	-	-	-		
				T	-	-	539,931	-	539,931		



GOVERNMENT OF PUERTO RICO  
PUERTO RICO DEPARTMENT OF TRANSPORTATION AND PUBLIC WORKS  
PUERTO RICO HIGHWAY AND TRANSPORTATION AUTHORITY  
STATEWIDE TRANSPORTATION IMPROVEMENT PROGRAM  
FISCAL YEARS 2023-2026  
AMENDMENT #4

SECTION: 5307 URBANIZED AREA FORMULA PROGRAM - URBANIZED AREA UNDER 200,000 POPULATION (UZA)

Num.	Project Description and Localization	Grantee	Apportioned Year		Annual Element				Total Est. Cost	Source of Local Funds	Remarks
					2023	2024	2025	2026			
109	Acquisition of Two (2) Buses (10 passengers) for the Municipality of Guayama	PRHTA	2024	F	-	-	220,000	-	220,000	Toll Credits	
				S	-	-	-	-	-		
				T	-	-	220,000	-	220,000		
110	Acquisition of Two (2 )Trolleys (22 passengers) for the Municipality of Guayama	PRHTA	2024	F	-	-	544,842	-	544,842	Toll Credits	
				S	-	-	-	-	-		
				T	-	-	544,842	-	544,842		
111	Acquisition of Two (2 )Trolleys (22 passengers) for the Municipality of Guayama	PRHTA	2024	F	-	-	475,000	-	475,000	Toll Credits	
				S	-	-	-	-	-		
				T	-	-	475,000	-	475,000		
112	Improvement to Sidewalks, Ramps and Pedestrian crossing in urban/rural areas in Compliance with ADA requirements for the Municipality of Guayanilla	PRHTA	2018	F	-	-	-	1,100,000	1,100,000	Toll Credits	
				S	-	-	-	-	-		
				T	-	-	-	1,100,000	1,100,000		
113	Operating Assistance for the Municipality of Guayanilla	PRHTA	2020	F	-	-	-	64,800	64,800	Toll Credits	
				S	-	-	-	-	-		
				T	-	-	-	64,800	64,800		
114	Acquisition and Installation of fifteen (15) Bus Shelters in Compliance with ADA requirements for the Municipality of Guayanilla	PRHTA	2018	F	-	-	-	165,000	165,000	Toll Credits	
				S	-	-	-	-	-		
				T	-	-	-	165,000	165,000		
115	Design and Engineering cost for the improvement to Sidewalks, Ramps and Pedestrian crossing in urban/rural areas in Compliance with ADA requirements for the Municipality of Guayanilla	PRHTA	2018	F	-	-	-	55,000	55,000	Toll Credits	Conditioned to submittal of Transportation Study
				S	-	-	-	-	-		
				T	-	-	-	55,000	55,000		
116	Acquisition of three (3) 30 feet low rider buses-31 passengers for the replacement of One (1) trolley and Two (2) buses of the Transportation System for the Municipality of Guayanilla	PRHTA	2020	F	-	-	-	1,200,000	1,200,000	Toll Credits	Conditioned to submittal of Transportation Study
				S	-	-	-	-	-		
				T	-	-	-	1,200,000	1,200,000		
117	Acquisition of three (3) 32 feet Minibuses - 24 passengers for the expansion of the Transportation System for the Municipality of Guayanilla Transportation System	PRHTA	2020	F	-	-	-	600,000	600,000	Toll Credits	Conditioned to submittal of Transportation Study
				S	-	-	-	-	-		
				T	-	-	-	600,000	600,000		
118	Design & Construction of Transportation Buses Maintenance & Garage Center for the Municipality of Guayanilla	PRHTA	2021	F	-	-	-	2,000,000	2,000,000	Toll Credits	Conditioned to submittal of Transportation Study
				S	-	-	-	-	-		
				T	-	-	-	2,000,000	2,000,000		

GOVERNMENT OF PUERTO RICO  
PUERTO RICO DEPARTMENT OF TRANSPORTATION AND PUBLIC WORKS  
PUERTO RICO HIGHWAY AND TRANSPORTATION AUTHORITY  
STATEWIDE TRANSPORTATION IMPROVEMENT PROGRAM  
FISCAL YEARS 2023-2026  
AMENDMENT #4

SECTION: 5307 URBANIZED AREA FORMULA PROGRAM - URBANIZED AREA UNDER 200,000 POPULATION (UZA)

Num.	Project Description and Localization	Grantee	Apportioned Year		Annual Element				Total Est. Cost	Source of Local Funds	Remarks
					2023	2024	2025	2026			
119	Design, Properties Acquisition & Construction of four (4) Mini-stations for the Municipality of Guayanilla	PRHTA	2021	F	-	-	-	1,000,000	1,000,000	Toll Credits	Conditioned to submital of Transportation Study
				S	-	-	-	-	-		
				T	-	-	-	1,000,000	1,000,000		
120	Acquisition of Land, NEPA and Design for the Reconstruction of Transportation Terminal- Municipality of Guayanilla	PRHTA	2021	F	-	-	-	510,000	510,000	Toll Credits	Conditioned to submital and approval of Transportation Study
				S	-	-	-	-	-		
				T	-	-	-	510,000	510,000		
121	Acquisition and installation of surveillance cameras sytem in the transportation terminal and in route stops along the Municipality of Juana Diaz	PRHTA	2023	F	-	-	504,618	-	504,618	Toll Credits	\$48,000 adeed funds
				S	-	-	-	-	-		
				T	-	-	504,618	-	504,618		
122	Renovation of Clotilde Colon Terminal (phase I) for the Municipality of Juana Diaz	PRHTA	2022	F	-	-	3,000,000	-	3,000,000	Toll Credits	Conditionated of NEPA approval
				S	-	-	-	-	-		
				T	-	-	3,000,000	-	3,000,000		
123	Renovation of Clotilde Colon Terminal (phase II) for the Municipality of Juana Diaz	PRHTA	2022	F	-	-	-	3,000,000	3,000,000	Toll Credits	
				S	-	-	-	-	-		
				T	-	-	-	3,000,000	3,000,000		
124	Acquisition and Installation of 68 Trolley Stops & Signs for Terminal and Stops along the Trolley Stops along the Trolley Route- Phase 2 - for the Municipality of Juana Diaz	PRHTA	2024	F	-	-	1,359,932	-	1,359,932	Toll Credits	Conditionated of NEPA approval
				S	-	-	-	-	-		
				T	-	-	1,359,932	-	1,359,932		
125	Reconstruction of sidewalks and ramps along the trolley route (phase 2) for the Municipality of Juana Diaz	PRHTA	2024	F	-	-	600,000	-	600,000	Toll Credits	
				S	-	-	-	-	-		
				T	-	-	600,000	-	600,000		
126	Provision for Paratransit Service for the Municipality of Juana Diaz	PRHTA	2024	F	-	-	200,000	-	200,000	Toll Credits	
				S	-	-	-	-	-		
				T	-	-	200,000	-	200,000		
127	Operating Assistance for the Municipality of Juana Diaz	PRHTA	2024	F	-	-	504,000	-	504,000	Toll Credits	
				S	-	-	-	-	-		
				T	-	-	504,000	-	504,000		
128	Additional funding for the Acquisition of three (3) 15-passenger buses for the Municipality of Hormigueros	PRHTA	2024	F	-	-	550,281	-	550,281	Toll Credits	
				S	-	-	-	-	-		
				T		-	550,281	-	550,281		

GOVERNMENT OF PUERTO RICO  
PUERTO RICO DEPARTMENT OF TRANSPORTATION AND PUBLIC WORKS  
PUERTO RICO HIGHWAY AND TRANSPORTATION AUTHORITY  
STATEWIDE TRANSPORTATION IMPROVEMENT PROGRAM  
FISCAL YEARS 2023-2026  
AMENDMENT #4

SECTION: 5307 URBANIZED AREA FORMULA PROGRAM - URBANIZED AREA UNDER 200,000 POPULATION (UZA)

Num.	Project Description and Localization	Grantee	Apportioned Year		Annual Element				Total Est. Cost	Source of Local Funds	Remarks
					2023	2024	2025	2026			
129	Design and Construction of Associated Transit Improvements-Improvements to Sidewalks and Streets along Shelters and Stops in Compliance with ADA requirements for the Municipality of Lajas	PRHTA	2018	F	-	-	300,500	-	300,500	Toll Credits	
				S	-	-	-	-	-		
				T	-	-	300,500	-	300,500		
130	Design & Construction of Eight (8) Bus Shelters and Signage for Two (2) New Routes for the Municipality of Lajas	PRHTA	2018	F	-	-	240,000	-	240,000	Toll Credits	
				S	-	-	-	-	-		
				T	-	-	240,000	-	240,000		
131	Design & Construction Bicycle Access to support Lajas Transportation System at La Parguera for the Municipality of Lajas	PRHTA	2019	F	-	-	594,049	-	594,049	Toll Credits	
				S	-	-	-	-	-		
				T	-	-	594,049	-	594,049		
132	Design and Remodeling of existing Public Terminal of the Municipality of Lajas	PRHTA	2020	F	-	-	-	1,145,599	1,145,599	Toll Credits	
				S	-	-	-	-	-		
				T	-	-	-	1,145,599	1,145,599		
133	Operating Assistance for Paratransit Service for the Municipality of Lajas	PRHTA	2020	F	-	-	60,500	-	60,500	Toll Credits	
				S	-	-	-	-	-		
				T	-	-	60,600	-	60,600		
134	Operating Assistance for fixed route for the Municipality of Lajas	PRHTA	2022	F	-	-	280,352	-	280,352	Toll Credits	Carryover\$140,176
				S	-	-	-	-	-		
				T	-	-	280,352	-	280,352		
135	Drug and alcohol tests for the Municipality of Lajas	PRHTA	2024	F	-	-	670	-	670	Toll Credits	
				S	-	-	-	-	-		
				T	-	-	670	-	670		
136	Terminal Feasibility and Structural Study for the Municipality of Lajas	PRHTA	2024	F	-	-	40,000	-	40,000	Toll Credits	
				S	-	-	-	-	-		
				T	-	-	40,000	-	40,000		
137	Preventive Maintenance for the Municipality of Lajas	PRHTA	2024	F	-	-	50,000	-	50,000	Toll Credits	
				S	-	-	-	-	-		
				T	-	-	50,000	-	50,000		
138	Acquisition of equipment for fleet (five GPS units) for the Municipality of Lajas	PRHTA	2024	F	-	-	1,065	-	1,065	Toll Credits	Conditioned to acquisition of buses and update project documentation including quotation
				S	-	-	-	-	-		
				T	-	-	1,065	-	1,065		

GOVERNMENT OF PUERTO RICO  
PUERTO RICO DEPARTMENT OF TRANSPORTATION AND PUBLIC WORKS  
PUERTO RICO HIGHWAY AND TRANSPORTATION AUTHORITY  
STATEWIDE TRANSPORTATION IMPROVEMENT PROGRAM  
FISCAL YEARS 2023-2026  
AMENDMENT #4

SECTION: 5307 URBANIZED AREA FORMULA PROGRAM - URBANIZED AREA UNDER 200,000 POPULATION (UZA)

Num.	Project Description and Localization	Grantee	Apportioned Year		Annual Element				Total Est. Cost	Source of Local Funds	Remarks
					2023	2024	2025	2026			
139	Additional funds for the acquisition of buses for the Municipality of Lajas	PRHTA	2024	F	-	-	30,000	-	30,000	Toll Credits	Conditioned to Transportation Study and NEPA
				S	-	-	-	-	-		
				T	-	-	30,000	-	30,000		
140	Design and Construction of associated transit improvements-Improvements to Sidewalks and Streets along Shelters and Stops in Compliance with ADA requirements for the Municipality of Luquillo	PRHTA	2018	F	-	-	225,000	-	225,000	Toll Credits	Conditioned to Transportation Study and NEPA
				S	-	-	-	-	-		
				T	-	-	225,000	-	225,000		
141	Design and Construction of Four (4) Shelters and Signage for New Bus Route for the Municipality of Luquillo	PRHTA	2018	F	-	-	120,000	-	120,000	Toll Credits	Conditioned to NEPA approval carryover \$60,000
				S	-	-	-	-	-		
				T	-	-	120,000	-	120,000		
142	Removal and Replacement of Existing Transportation Buses Garage, Center Roof, Wall and Floor for the Municipality of Luquillo	PRHTA	2021	F	-	-	1,541,124	-	1,541,124	Toll Credits	
				S	-	-	-	-	-		
				T	-	-	1,541,124	-	1,541,124		
143	Design and NEPA for the Construction of the Maintenance and washing center for the Transportation fleet for the Municipality of Luquillo	PRHTA	2021	F	-	-	390,000	-	390,000	Toll Credits	
				S	-	-	-	-	-		
				T	-	-	390,000	-	390,000		
144	Reconstruction of sidewalks and ramps along the Trolley route for the Municipality of Luquillo	PRHTA	2021	F	-	-	600,000	-	600,000	Toll Credits	
				S	-	-	-	-	-		
				T	-	-	600,000	-	600,000		
145	Properties acquisition for the Construction of three (3) Stop areas in the Trolley Route for the Municipality of Luquillo	PRHTA	2021	F	-	-	295,000	-	295,000	Toll Credits	
				S	-	-	-	-	-		
				T	-	-	295,000	-	295,000		
146	Operating Assistance for fixed route for the Municipality of Luquillo	PRHTA	2024	F	-	-	502,090	-	502,090	Toll Credits	
				S	-	-	-	-	-		
				T	-	-	502,090	-	502,090		
147	Provision for Paratransit Service for the Municipality of Luquillo	PRHTA	2024	F	-	-	150,000	-	150,000	Toll Credits	
				S	-	-	-	-	-		
				T	-	-	150,000	-	150,000		
148	Preventive Maintenance for transportation fleet for the Municipality of Luquillo	PRHTA	2024	F	-	-	52,600	-	52,600	Toll Credits	
				S	-	-	-	-	-		
				T	-	-	52,600	-	52,600		

GOVERNMENT OF PUERTO RICO  
PUERTO RICO DEPARTMENT OF TRANSPORTATION AND PUBLIC WORKS  
PUERTO RICO HIGHWAY AND TRANSPORTATION AUTHORITY  
STATEWIDE TRANSPORTATION IMPROVEMENT PROGRAM  
FISCAL YEARS 2023-2026  
AMENDMENT #4

SECTION: 5307 URBANIZED AREA FORMULA PROGRAM - URBANIZED AREA UNDER 200,000 POPULATION (UZA)

Num.	Project Description and Localization	Grantee	Apportioned Year		Annual Element				Total Est. Cost	Source of Local Funds	Remarks
					2023	2024	2025	2026			
149	Acquisition of Nine (9) Buses for expansion for the Municipality of Luquillo	PRHTA	2024	F	-	-	1,650,843	-	1,650,843	Toll Credits	
				S	-	-	-	-	-		
				T	-	-	1,650,843	-	1,650,843		
150	Acquisition and Installation of 38 shelters and signs for the Municipality of Luquillo	PRHTA	2024	F	-	-	608,000	-	608,000	Toll Credits	Conditionated of NEPA approval
				S	-	-	-	-	-		
				T	-	-	608,000	-	608,000		
151	Acquisition of support vehicle for the Municipality of Luquillo	PRHTA	2024	F	-	-	30,000	-	30,000	Toll Credits	
				S	-	-	-	-	-		
				T	-	-	30,000	-	30,000		
152	Acquisition of land for terminal for the Municipality of Luquillo	PRHTA	2024	F	-	-	200,000	-	200,000	Toll Credits	
				S	-	-	-	-	-		
				T	-	-	200,000	-	200,000		
153	Engineering, Design and Environmental of the Maintenance Garage for the Municipality of Naguabo	PRHTA	2018	F	-	-	276,250	-	276,250	Toll Credits	
				S	-	-	-	-	-		
				T	-	-	276,250	-	276,250		
154	Improvement of Maintenance Garage for the Municipality of Naguabo	PRHTA	2018	F	-	-	502,500	-	502,500	Toll Credits	
				S	-	-	-	-	-		
				T	-	-	502,500	-	502,500		
155	Acquisition of 80 Stop signs for fixed route for the Municipality of Patillas	PRHTA	2024	F	-	-	41,600	-	41,600	Toll Credits	
				S	-	-	-	-	-		
				T	-	-	41,600	-	41,600		
156	Acquisition of 30 Prefabricated bus shelters for fixed route for the Municipality of Patillas	PRHTA	2024	F	-	-	405,000	-	405,000	Toll Credits	Conditional on liquidating previus allocated funds
				S		-	-	-	-		
				T	-	-	405,000	-	405,000		
157	A & E for improvements to existing Public Car Terminal of the Municipality of Patillas	PRHTA	2024	F	-	-	125,000	-	125,000	Toll Credits	
				S	-	-	-	-	-		
				T	-	-	125,000	-	125,000		
158	Preventive Maintenance for fleet for the Municipality of Patillas	PRHTA	2024	F	-	-	44,000	-	44,000	Toll Credits	
				S	-	-	-	-	-		
				T	-	-	44,000	-	44,000		

GOVERNMENT OF PUERTO RICO  
PUERTO RICO DEPARTMENT OF TRANSPORTATION AND PUBLIC WORKS  
PUERTO RICO HIGHWAY AND TRANSPORTATION AUTHORITY  
STATEWIDE TRANSPORTATION IMPROVEMENT PROGRAM  
FISCAL YEARS 2023-2026  
AMENDMENT #4

SECTION: 5307 URBANIZED AREA FORMULA PROGRAM - URBANIZED AREA UNDER 200,000 POPULATION (UZA)

Num.	Project Description and Localization	Grantee	Apportioned Year		Annual Element				Total Est. Cost	Source of Local Funds	Remarks
					2023	2024	2025	2026			
159	Operating Assistance for Municipality of Patillas	PRHTA	2024	F	-	-	30,000	-	30,000	Toll Credits	
				S	-	-	-	-	-		
				T	-	-	30,000	-	30,000		
160	Surveillance security system for Municipality of Patillas	PRHTA	2024	F	-	-	3,224	-	3,224	Toll Credits	
				S	-	-	-	-	-		
				T	-	-	3,224	-	3,224		
161	Operating Assistance for ADA Paratransit Service for the Municipality of Peñuelas	PRHTA	2024	F	-	-	135,872	-	135,872	Toll Credits	
				S	-	-	-	-	-		
				T	-	-	135,872	-	135,872		
162	Preventive Maintenance for Transit fleet for the Municipality of Peñuelas	PRHTA	2024	F	-	-	44,000	-	44,000	Toll Credits	
				S	-	-	-	-	-		
				T	-	-	44,000	-	44,000		
163	Communications, security and tracking devices for the Municipality of Peñuelas	PRHTA	2024	F	-	-	9,750	-	9,750	Toll Credits	
				S	-	-	-	-	-		
				T	-	-	9,750	-	9,750		
164	Drugs and alcohol tests for the Municipality of Peñuelas	PRHTA	2024	F	-	-	4,000	-	4,000	Toll Credits	
				S	-	-	-	-	-		
				T	-	-	4,000	-	4,000		
165	Acquisition of Two (2) Buses-16 passengers for fixed route for the Municipality of Quebradillas	PRHTA	2021	F	-	-	190,000	-	190,000	Toll Credits	
				S	-	-	-	-	-		
				T	-	-	190,000	-	190,000		
166	Communication, Security for Terminal and Tracking Services for transit fleet for the Municipality of Quebradillas	PRHTA	2021	F	-	-	30,000	-	30,000	Toll Credits	
				S	-	-	-	-	-		
				T	-	-	30,000	-	30,000		
167	Operating Assistance for ADA Paratransit Program for the Municipality of Quebradillas	PRHTA	2021	F	-	-	200,000	-	200,000	Toll Credits	
				S	-	-	-	-	-		
				T	-	-	200,000	-	200,000		
168	Drug & Alcohol Test for the Municipality of Quebradillas	PRHTA	2021	F	-	-	2,000	-	2,000	Toll Credits	
				S	-	-	-	-	-		
				T	-	-	2,000	-	2,000		

GOVERNMENT OF PUERTO RICO  
PUERTO RICO DEPARTMENT OF TRANSPORTATION AND PUBLIC WORKS  
PUERTO RICO HIGHWAY AND TRANSPORTATION AUTHORITY  
STATEWIDE TRANSPORTATION IMPROVEMENT PROGRAM  
FISCAL YEARS 2023-2026  
AMENDMENT #4

SECTION: 5307 URBANIZED AREA FORMULA PROGRAM - URBANIZED AREA UNDER 200,000 POPULATION (UZA)

Num.	Project Description and Localization	Grantee	Apportioned Year		Annual Element				Total Est. Cost	Source of Local Funds	Remarks
					2023	2024	2025	2026			
169	Preventive Maintenance for Transit Fleet for the Municipality of Quebradillas	PRHTA	2021	F	-	-	20,000	-	20,000	Toll Credits	
				S	-	-	-	-	-		
				T	-	-	20,000	-	20,000		
170	Preventive Maintenance for Transit Facilities for the Municipality of Quebradillas	PRHTA	2021	F	-	-	40,000	-	40,000	Toll Credits	
				S	-	-	-	-	-		
				T	-	-	40,000	-	40,000		
171	Acquisition of three (3) cutaway buses for the Municipality of Quebradillas	PRHTA	2024	F	-	-	525,000	-	525,000	Toll Credits	
				S	-	-	-	-	-		
				T	-	-	525,000	-	525,000		
172	Acquisition of One Bus for the Municipality of Quebradillas	PRHTA	2024	F	-	-	110,000	-	110,000	Toll Credits	
				S	-	-	-	-	-		
				T	-	-	110,000	-	110,000		
173	Acquisition of three (3) buses for the Municipality of Quebradillas	PRHTA	2024	F	-	-	300,000	-	300,000	Toll Credits	
				S	-	-	-	-	-		
				T	-	-	300,000	-	300,000		
174	Design and NEPA for Terminal Improvements for the Municipality of Quebradillas	PRHTA	2024	F	-	-	100,000	-	100,000	Toll Credits	
				S	-	-	-	-	-		
				T	-	-	100,000	-	100,000		
175	Operating Assistance for fixed route for the Municipality of Quebradillas	PRHTA	2024	F	-	-	734,438	-	734,438	Toll Credits	
				S	-	-	-	-	-		
				T	-	-	734,438	-	734,438		
176	Preventive Maintenance for fleet for the Municipality of Quebradillas	PRHTA	2024	F	-	-	50,000	-	50,000	Toll Credits	
				S	-	-	-	-	-		
				T	-	-	50,000	-	50,000		
177	Preventive Maintenance for Facilities for the Municipality of Quebradillas	PRHTA	2024	F	-	-	50,000	-	50,000	Toll Credits	
				S	-	-	-	-	-		
				T	-	-	50,000	-	50,000		
178	Operational Assistance for ADA Paratransit Services for the Municipality of Salinas	PRHTA	2023	F	-	-	57,978	-	57,978	Toll Credits	
				S	-	-	-	-	-		
				T	-	-	57,978	-	57,978		

GOVERNMENT OF PUERTO RICO  
PUERTO RICO DEPARTMENT OF TRANSPORTATION AND PUBLIC WORKS  
PUERTO RICO HIGHWAY AND TRANSPORTATION AUTHORITY  
STATEWIDE TRANSPORTATION IMPROVEMENT PROGRAM  
FISCAL YEARS 2023-2026  
AMENDMENT #4

SECTION: 5307 URBANIZED AREA FORMULA PROGRAM - URBANIZED AREA UNDER 200,000 POPULATION (UZA)

Num.	Project Description and Localization	Grantee	Apportioned Year		Annual Element				Total Est. Cost	Source of Local Funds	Remarks
					2023	2024	2025	2026			
179	Preventive Maintenance Fixed Route Services for Municipality of Salinas	PRHTA	2023	F	-	-	25,410	-	25,410	Toll Credits	
				S	-	-	-	-	-		
				T	-	-	25,410	-	25,410		
180	Preventive Maintenance ADA Paratransit Services for Municipality of Salinas	PRHTA	2023	F	-	-	19,940	-	19,940	Toll Credits	
				S	-	-	-	-	-		
				T	-	-	19,940	-	19,940		
181	Acquisition of GPS Systems and Montly Fee for ADA Paratransit Services for Municipality of Salinas	PRHTA	2023	F	-	-	2,230	-	2,230	Toll Credits	
				S	-	-	-	-	-		
				T	-	-	2,230	-	2,230		
182	Automatic Passenger Counting Systems and Software License and Acquisition of GPS Tracking and Montly Fee Services for Municipality of Salinas	PRHTA	2023	F	-	-	61,419	-	61,419	Toll Credits	
				S	-	-	-	-	-		
				T	-	-	61,419	-	61,419		
183	Acquisition and Installation of PA Systems for three (3) Fixed Route Vehicles for Municipality of Salinas	PRHTA	2023	F	-	-	14,532	-	14,532	Toll Credits	
				S	-	-	-	-	-		
				T	-	-	14,532	-	14,532		
184	Acquisition of Two (2) Buses for fixed route services for Municipality of San German	PRHTA	2024	F	-	-	350,630	-	350,630	Toll Credits	
				S	-	-	-	-	-		
				T	-	-	350,630	-	350,630		
185	Acquisition of Two (2) Buses for Paratransit Service for Municipality of San German	PRHTA	2024	F	-	-	197,303	-	197,303	Toll Credits	
				S	-	-	-	-	-		
				T	-	-	197,303	-	197,303		
186	Operating Assistance for the University of Puerto Rico, Mayaguez Campus	PRHTA	2024	F	-	-	1,487,777	-	1,487,777	Toll Credits	
				S	-	-	-	-	-		
				T	-	-	1,487,777	-	1,487,777		
187	Shop equipment for the University of Puerto Rico, Mayaguez Campus	PRHTA	2024	F	-	-	32,540	-	32,540	Toll Credits	
				S	-	-	-	-	-		
				T	-	-	32,540	-	32,540		
188	Additional funds for acquisition of Buses for the University of Puerto Rico, Mayaguez Campus	PRHTA	2024	F	-	-	624,850	-	624,850	Toll Credits	
				S	-	-	-	-	-		
				T	-	-	624,850	-	624,850		



GOVERNMENT OF PUERTO RICO  
PUERTO RICO DEPARTMENT OF TRANSPORTATION AND PUBLIC WORKS  
PUERTO RICO HIGHWAY AND TRANSPORTATION AUTHORITY  
STATEWIDE TRANSPORTATION IMPROVEMENT PROGRAM  
FISCAL YEARS 2023-2026  
AMENDMENT #4

SECTION: 5307 URBANIZED AREA FORMULA PROGRAM - URBANIZED AREA UNDER 200,000 POPULATION (UZA)

Num.	Project Description and Localization	Grantee	Apportioned Year		Annual Element				Total Est. Cost	Source of Local Funds	Remarks
					2023	2024	2025	2026			
189	Mechanic Shop (garage) expansion for the University of Puerto Rico, Mayaguez Campus	PRHTA	2024	F	-	-	631,536	-	631,536	Toll Credits	Application 5489-2025-
				S	-	-	-	-	-		
				T	-	-	631,536	-	631,536		
190	Acquisition of Urban Furniture and Perimeter Fence for the New Collective Transport Terminal for the Municipality of Villalba	Villalba	2022	F	-	-	100,000	-	100,000	Toll Credits	Application 6416-2023-1
				S	-	-	-	-	-		
				T	-	-	100,000	-	100,000		
191	Acquisition of Shop Equipment for Collective Transport Terminal for the Municipality of Villalba	Villalba	2022	F	-	-	50,000	-	50,000	Toll Credits	Application 6416-2023-1
				S	-	-	-	-	-		
				T	-	-	50,000	-	50,000		
192	Operating Assistance for Public Transportaction System for the Municipality of Villalba	Villalba	2022	F	-	-	700,000	-	700,000	Toll Credits	Application 6416-2023-1
				S	-	-	-	-	-		
				T	-	-	700,000	-	700,000		
193	Labels Stops of the Collective Transportation System	Villalba	2022	F	-	-	180,000		180,000	Toll Credits	Application 6416-2023-1
				S	-		-		-		
				T	-	-	180,000	-	180,000		
194	Acquisition of Four (4) vehicles (Vans) for twenty-four (24) passengers for the Municipality of Villalba	Villalba	2022	F	-	-	854,000	-	854,000	Toll Credits	Application 6416-2023-1
				S	-	-	-	-	-		
				T	-	-	854,000	-	854,000		
195	Purchase/Installation Electric Generator for the Transit System Terminal	Villalba	2023	F	-	-	70,000	-	70,000	Toll Credits	Carryover
				S	-	-	-	-	-		
				T	-	-	70,000	-	70,000		
196	Purchase/Installation of Two Water Cisterns for the Transit System Terminal	Villalba	2023	F	-	-	17,000	-	17,000	Toll Credits	Carryover
				S	-	-	-	-	-		
				T	-	-	17,000	-	17,000		
197	Purchase and Installation of Automatic Door for the Transit System Terminal	Villalba	2023	F	-	-	3,000	-	3,000	Toll Credits	Carryover
				S	-	-	-	-	-		
				T	-	-	3,000	-	3,000		
198	Acquisition of mobile and internet for the new transit system terminal	Villalba	2023	F	-	-	30,000	-	30,000	Toll Credits	Carryover
				S	-	-	-	-	-		
				T	-	-	30,000	-	30,000		

GOVERNMENT OF PUERTO RICO  
PUERTO RICO DEPARTMENT OF TRANSPORTATION AND PUBLIC WORKS  
PUERTO RICO HIGHWAY AND TRANSPORTATION AUTHORITY  
STATEWIDE TRANSPORTATION IMPROVEMENT PROGRAM  
FISCAL YEARS 2023-2026  
AMENDMENT #4

SECTION: 5307 URBANIZED AREA FORMULA PROGRAM - URBANIZED AREA UNDER 200,000 POPULATION (UZA)

Num.	Project Description and Localization	Grantee	Apportioned Year		Annual Element				Total Est. Cost	Source of Local Funds	Remarks
					2023	2024	2025	2026			
199	Acquisition of signs for the Transit Terminal	Villalba	2023	F	-	-	3,000	-	3,000	Toll Credits	Carryover
				S	-	-	-	-	-		
				T	-	-	3,000	-	3,000		
200	Purchase of eight (8) Led Emergency Exit Signs and Installation for the Transit Terminal	Villalba	2023	F	-	-	2,000	-	2,000	Toll Credits	Carryover
				S	-	-	-	-	-		
				T	-	-	2,000	-	2,000		
201	Purchase of Fork Lift-Diesel for the workshop and warehouse of the Transit Terminal	Villalba	2023	F	-	-	70,000	-	70,000	Toll Credits	Carryover
				S	-	-	-	-	-		
				T	-	-	70,000	-	70,000		
202	Additional funds for the acquisition of buses	Villalba	2024	F	-	-	181,985	-	181,985	Toll Credits	Carryover
				S	-	-	-	-	-		
				T	-	-	181,985	-	181,985		
203	Operational Assistance for the Municipality of Yauco	Yauco	2015	F	-	-	683,771	-	683,771	Toll Credits	Application 6675-2025-1
				S	-	-	-	-	-		
				T	-	-	683,771	-	683,771		
204	Operational Assistance for ADA Paratransit Services for the Municipality of Yauco	Yauco	2015	F	-	-	197,404	-	197,404	Toll Credits	Application 6675-2025-1
				S	-	-	-	-	-		
				T	-	-	197,404	-	197,404		
205	Preventive Maintenance for Public Transportation Vehicles for the Municipality of Yauco	Yauco	2016	F	-	-	120,000	-	120,000	Toll Credits	Application 6675-2025-1
				S	-	-	-	-	-		
				T	-	-	120,000	-	120,000		
206	Acquisition of Computers, Software and Hardware for the Public Transportation System of the Municipality of Yauco	Yauco	2019	F	-	-	4,000	-	4,000	Toll Credits	Application 6675-2025-1
				S	-	-	-	-	-		
				T	-	-	4,000	-	4,000		
207	Preventive Maintenance for the Infrastructure of Three (3) Public Transportation Terminals of the Municipality of Yauco	Yauco	2019	F	-	-	-	200,000	200,000	Toll Credits	
				S	-	-	-	-	-		
				T	-	-	-	200,000	200,000		
208	Construction and Repair of Streets, Sidewalks and ADA Ramps Along the Trolley Routes for the Municipality of Yauco	Yauco	2019	F	-	-	196,560	-	196,560	Toll Credits	Application 6675-2025-2
				S	-	-	-	-	-		
				T	-	-	196,560	-	196,560		

GOVERNMENT OF PUERTO RICO  
PUERTO RICO DEPARTMENT OF TRANSPORTATION AND PUBLIC WORKS  
PUERTO RICO HIGHWAY AND TRANSPORTATION AUTHORITY  
STATEWIDE TRANSPORTATION IMPROVEMENT PROGRAM  
FISCAL YEARS 2023-2026  
AMENDMENT #4

SECTION: 5307 URBANIZED AREA FORMULA PROGRAM - URBANIZED AREA UNDER 200,000 POPULATION (UZA)

Num.	Project Description and Localization	Grantee	Apportioned Year		Annual Element				Total Est. Cost	Source of Local Funds	Remarks
					2023	2024	2025	2026			
209	Acquisition of Surveillance Cameras, GPS, Software and Hardware for vehicles and accessories to support Security for Public Transportation Program for the Municipality of Yauco	Yauco	2019	F	-	-	35,000	-	35,000	Toll Credits	Application 6675-2025-1
				S	-	-	-	-	-		
				T	-	-	35,000	-	35,000		
210	Improvement Enhancements for Transportation System Terminals (Bench, Garbage, Cans, etc.) for the Municipality of Yauco	Yauco	2019	F	-	-	30,000	-	30,000	Toll Credits	Application 6675-2025-1
				S	-	-	-	-	-		
				T	-	-	30,000	-	30,000		
211	Security Service for Terminals and Park Storage Lot for the Municipality of Yauco	Yauco	2020	F	-	-	64,713	-	64,713	Toll Credits	Application 6675-2025-1
				S	-	-	-	-	-		
				T	-	-	64,713	-	64,713		
212	Maintenance and Repairs of Bus Shelters for the Municipality of Yauco	Yauco	2020	F	-	-	200,000	-	200,000	Toll Credits	Application 6675-2025-1
				S	-	-	-	-	-		
				T	-	-	200,000	-	200,000		
213	Replacement of Ten (10) Buses for the Municipality of Yauco	Yauco	2020	F	-	-	857,580	-	857,580	Toll Credits	Application 6675-2025-1
				S	-	-	-	-	-		
				T	-	-	857,580	-	857,580		
214	Acquisition of Support Vehicle for Preventive Maintenance for the Municipality of Yauco	Yauco	2020	F	-	-	50,000	-	50,000	Toll Credits	Application 6675-2025-1
				S	-	-	-	-	-		
				T	-	-	50,000	-	50,000		
215	Engineering & Design Bicycle Route Transportation Study (phase 1 & 2) for the Municipality of Yauco	Yauco	2021	F	-	-	325,000	-	325,000	Toll Credits	Application 6675-2025-1
				S	-	-	-	-	-		
				T	-	-	325,000	-	325,000		
216	Additional funds for the Acquisition of a Tow Truck Support Vehicle for ADA vehicles and Public Transportation Vehicles for the Municipality of Yauco	Yauco	2022	F	-	-	85,000	-	85,000	Toll Credits	Application 6675-2025-1
				S	-	-	-	-	-		
				T	-	-	85,000	-	85,000		
217	Advertising System for the Transit System	Yauco	2023	F	-	-	9,750	-	9,750	Toll Credits	Application 6675-2025-1
				S	-	-	-	-	-		
				T	-	-	9,750	-	9,750		
218	Electric Generator for the Administrative Office of the Transit System	Yauco	2023	F	-	-	22,000	-	22,000	Toll Credits	Application 6675-2025-1
				S	-	-	-	-	-		
				T	-	-	22,000	-	22,000		

GOVERNMENT OF PUERTO RICO  
PUERTO RICO DEPARTMENT OF TRANSPORTATION AND PUBLIC WORKS  
PUERTO RICO HIGHWAY AND TRANSPORTATION AUTHORITY  
STATEWIDE TRANSPORTATION IMPROVEMENT PROGRAM  
FISCAL YEARS 2023-2026  
AMENDMENT #4

SECTION: 5307 URBANIZED AREA FORMULA PROGRAM - URBANIZED AREA UNDER 200,000 POPULATION (UZA)

Num.	Project Description and Localization	Grantee	Apportioned Year		Annual Element				Total Est. Cost	Source of Local Funds	Remarks
					2023	2024	2025	2026			
219	Improvements and Repairs for the Transit System Terminals	Yauco	2023	F	-	-	788,300	-	788,300	Toll Credits	Application 6675-2025-1
				S	-	-	-	-	-		
				T	-	-	788,300	-	788,300		
220	Passenger Counter System for the Transit System	Yauco	2023	F	-	-	220,000	-	220,000	Toll Credits	Application 6675-2025-1
				S	-	-	-	-	-		
				T	-	-	220,000	-	220,000		
221	Electronic Screens Information System for the Transit System	Yauco	2023	F	-	-	112,240	-	112,240	Toll Credits	Application 6675-2025-1
				S	-	-	-	-	-		
				T	-	-	112,240	-	112,240		
222	Gasoline and Diesel Fuel for Transit Vehicles	Yauco	2023	F	-	-	94,950	113,940	208,890	Toll Credits	Application 6675-2025-1
				S	-	-	-	-	-		
				T	-	-	94,950	113,940	208,890		
223	Acquisition and Installation of 55 Bus shelters along the Transit routes	Yauco	2024	F	-	-	857,962	-	857,962	Toll Credits	Application 6675-2025-1
				S	-	-	-	-	-		
				T	-	-	857,962	-	857,962		
		Total Federal Funds:		F	-	-	73,043,554	19,837,186	92,880,740		
		Total State or Local Funds:		S	-	-	-	-	-		
		Total:		T	-	-	73,043,554	19,837,186	92,880,740		

---

*Government of Puerto Rico*  
*Puerto Rico Department of Transportation and Public Works*  
*Puerto Rico Highways and Transportation Authority*

***Statewide Transportation Improvement Program (STIP)***

***FEDERAL TRANSIT ADMINISTRATION (FTA)***

***Urbanized Area Under 200,000 in Population (UZA)***

GOVERNMENT OF PUERTO RICO  
PUERTO RICO DEPARTMENT OF TRANSPORTATION AND PUBLIC WORKS  
PUERTO RICO HIGHWAY AND TRANSPORTATION AUTHORITY  
STATEWIDE TRANSPORTATION IMPROVEMENT PROGRAM  
FISCAL YEARS 2023-2026  
AMENDMENT #4

Section 5310: Enhanced Mobility of Seniors and Persons with Disabilities, Urbanized Area Under 200,000 in Population Formula Program (UZA)

Num.	Project Description and Localization	Grantee	Apportioned Year	Annual Element					Total	Source of Local Funds	Remarks
					2023	2024	2025	2026	Est. Cost		
1	Acquisition of three (3) Buses for Program (Juventud del Ayer) for the Municipality of Arecibo	PRHTA	2024	F	-	-	239,667	-	239,667	Toll Credits	
				S	-	-	-	-	-		
				T	-	-	239,667	-	239,667		
2	Acquisition of four (4) Buses for medical appointments and food distribution for the 5310 program of the Municipality of Arecibo	PRHTA	2024	F	-	-	319,556	-	319,556	Toll Credits	
				S	-	-	-	-	-		
				T	-	-	319,556	-	319,556		
3	Uniform bus labeling for the Municipality of Arecibo	PRHTA	2024	F	-	-	14,000	-	14,000	Toll Credits	
				S	-	-	-	-	-		
				T	-	-	14,000	-	14,000		
4	Acquisition of Two (2) Buses (16-passengers) for the Municipality of Arroyo	PRHTA	2025	F	-	-	326,000	656,455	982,455	Toll Credits	
				S	-	-	-	-	-		
				T	-	-	326,000	656,455	982,455		
5	Additional funds for acquisition of two (2) buses (11 passengers) for the Municipality of Barceloneta	PRHTA	2024	F	-	-	118,268	-	118,268	Toll Credits	Adding funds for Acquisition of buses programmed on awards PR-2016-007 and PR-2017-012
				S	-	-	-	-	-		
				T	-	-	118,268	-	118,268		
6	Additional funds for acquisition of buses (11 passengers) for the Municipality of Cabo Rojo	PRHTA	2024	F	-	-	138,708	-	138,708	Toll Credits	
				S	-	-	-	-	-		
				T	-	-	138,708	-	138,708		
7	Acquisition of Two (2) Vans (10 passengers) for the Municipality of Camuy	PRHTA	2024	F	-	-	197,305	-	197,305	Toll Credits	
				S	-	-	-	-	-		
				T	-	-	197,305	-	197,305		
8	Acquisition of Three Mini Vans (7 passengers) for the Municipality of Camuy	PRHTA	2024	F	-	-	171,600	-	171,600	Toll Credits	
				S	-	-	-	-	-		
				T	-	-	171,600	-	171,600		

GOVERNMENT OF PUERTO RICO  
PUERTO RICO DEPARTMENT OF TRANSPORTATION AND PUBLIC WORKS  
PUERTO RICO HIGHWAY AND TRANSPORTATION AUTHORITY  
STATEWIDE TRANSPORTATION IMPROVEMENT PROGRAM  
FISCAL YEARS 2023-2026  
AMENDMENT #4

Section 5310: Enhanced Mobility of Seniors and Persons with Disabilities, Urbanized Area Under 200,000 in Population Formula Program (UZA)

Num.	Project Description and Localization	Grantee	Apportioned Year	Annual Element					Total	Source of Local Funds	Remarks
					2023	2024	2025	2026	Est. Cost		
9	Operating Assistance for the Municipality of Camuy	PRHTA	2024	F	-	-	100,000	-	100,000	Toll Credits	
				S	-	-	-	-	-		
				T	-	-	100,000	-	100,000		
10	Operating Assistance for the Municipality of Camuy	PRHTA	2025	F	-	-	243,508	-	243,508	Toll Credits	
				S	-	-	-	-	-		
				T	-	-	243,508	-	243,508		
11	Drug and Alcohol Tests for the Municipality of Camuy	PRHTA	2024	F	-	-	504	-	504	Toll Credits	
				S	-	-	-	-	-		
				T	-	-	504	-	504		
12	Acquisition of support equipment - two (2) computers for the Municipality of Camuy	PRHTA	2024	F	-	-	7,635	-	7,635	Toll Credits	
				S	-	-	-	-	-		
				T	-	-	7,635	-	7,635		
13	Office Supplies for the Municipality of Camuy	PRHTA	2024	F	-	-	2,234	-	2,234	Toll Credits	
				S	-	-	-	-	-		
				T	-	-	2,234	-	2,234		
14	Preventive Maintenance for fleet for the Municipality of Camuy	PRHTA	2025	F	-	-	75,240	-	75,240	Toll Credits	
				S	-	-	-	-	-		
				T	-	-	75,240	-	75,240		
15	Acquisition of GPS tracking Sysytem and One (1) year monthly payment for the Municipality of Camuy	PRHTA	2025	F	-	-	4,359	-	4,359	Toll Credits	
				S	-	-	-	-	-		
				T	-	-	4,359	-	4,359		
16	Acquisition of One (1) Paratransit Bus (11 passengers) for the Municipality of Ceiba	PRHTA	2024	F	-	-	143,000	-	143,000	Toll Credits	
				S	-	-	-	-	-		
				T	-	-	143,000	-	143,000		

GOVERNMENT OF PUERTO RICO  
PUERTO RICO DEPARTMENT OF TRANSPORTATION AND PUBLIC WORKS  
PUERTO RICO HIGHWAY AND TRANSPORTATION AUTHORITY  
STATEWIDE TRANSPORTATION IMPROVEMENT PROGRAM  
FISCAL YEARS 2023-2026  
AMENDMENT #4

Section 5310: Enhanced Mobility of Seniors and Persons with Disabilities, Urbanized Area Under 200,000 in Population Formula Program (UZA)

Num.	Project Description and Localization	Grantee	Apportioned Year	Annual Element					Total	Source of Local Funds	Remarks
					2023	2024	2025	2026	Est. Cost		
17	Acquisition of One (1) Mini Bus (16 passengers) for the Municipality of Ceiba	PRHTA	2024	F	-	-	183,000	-	183,000	Toll Credits	
				S	-	-	-	-	-		
				T	-	-	183,000	-	183,000		
18	Operating Assistance for the Municipality of Ceiba	PRHTA	2024	F	-	-	79,002	-	79,002	Toll Credits	
				S	-	-	-	-	-		
				T	-	-	79,002	-	79,002		
19	Additional funds for acquisition of buses for the Municipality of Fajardo	PRHTA	2024	F	-	-	126,474	-	126,474	Toll Credits	Adding funds for Acquisition of buses programmed on awards PR-2016-007 and PR-2017-012
				S	-	-	-	-	-		
				T	-	-	126,474	-	126,474		
20	Operating Assistance for the Municipality of Florida	PRHTA	2024	F	-	-	109,500	-	109,500	Toll Credits	
				S	-	-	-	-	-		
				T	-	-	109,500	-	109,500		
21	Operating Assistance for the Municipality of Florida	PRHTA	2025	F	-	-	83,854	-	83,854	Toll Credits	
				S	-	-	-	-	-		
				T	-	-	83,854	-	83,854		
22	Acquisition of Two (2) Buses for the Municipality of Florida	PRHTA	2024	F	-	-	243,100	-	243,100	Toll Credits	
				S	-	-	-	-	-		
				T	-	-	243,100	-	243,100		
23	Surveillance (security system) for the Municipality of Florida	PRHTA	2024	F	-	-	2,580	-	2,580	Toll Credits	
				S	-	-	-	-	-		
				T	-	-	2,580	-	2,580		
24	Surveillance (security system) for the Municipality of Florida	PRHTA	2025	F	-	-	3,224	-	2,580	Toll Credits	
				S	-	-	-	-	-		
				T	-	-	3,224	-	2,580		



GOVERNMENT OF PUERTO RICO  
PUERTO RICO DEPARTMENT OF TRANSPORTATION AND PUBLIC WORKS  
PUERTO RICO HIGHWAY AND TRANSPORTATION AUTHORITY  
STATEWIDE TRANSPORTATION IMPROVEMENT PROGRAM  
FISCAL YEARS 2023-2026  
AMENDMENT #4

Section 5310: Enhanced Mobility of Seniors and Persons with Disabilities, Urbanized Area Under 200,000 in Population Formula Program (UZA)

Num.	Project Description and Localization	Grantee	Apportioned Year	Annual Element					Total	Source of Local Funds	Remarks
					2023	2024	2025	2026	Est. Cost		
25	Preventive Maintenance for fleet for the Municipality of Florida	PRHTA	2025	F	-	-	144,000	-	144,000	Toll Credits	
				S	-	-	-	-	-		
				T	-	-	144,000	-	144,000		
26	Operating Assitance for the Municipality of Guánica	PRHTA	2024	F	-	-	121,756	-	121,756	Toll Credits	
				S	-	-	-	-	-		
				T	-	-	121,756	-	121,756		
27	Additional Funds for Buses (11 passengers) for the Municipality of Guánica	PRHTA	2025	F	-	-	100,114	-	100,114	Toll Credits	PR-2017-012 (TDC) \$71,000 and PR-2010-007 (TDC) \$68,886
				S	-	-	-	-	-		
				T	-	-	100,114	-	100,114		
28	Acquisition of Two (2) Buses (8 passengers) for the Municipality of Guayama	PRHTA	2024	F	-	-	160,000	-	160,000	Toll Credits	
				S	-	-	-	-	-		
				T	-	-	160,000	-	160,000		
29	Additional funds for acquisition of buses for the Municipality of Hormigueros	PRHTA	2024	F	-	-	73,512	-	73,512	Toll Credits	Adding funds for Acquisition of buses programmed on award PR-2019-007
				S	-	-	-	-	-		
				T	-	-	73,512	-	73,512		
30	Acquisition of Two (2) Buses (12 passengers) for Casa del Veternano of the Municipality of Juana Diaz	PRHTA	2024	F	-	-	358,122	-	358,122	Toll Credits	
				S	-	-	-	-	-		
				T	-	-	358,122	-	358,122		
31	Acquisition of Bus (16 passengers) for Casa del Veternano of the Municipality of Juana Diaz	PRHTA	2024	F	-	-	199,061	-	199,061	Toll Credits	
				S	-	-	-	-	-		
				T	-	-	199,061	-	199,061		
32	Operating Assitance for the Municipality of Juana Diaz	PRHTA	2025	F	-	-	150,000	-	150,000	Toll Credits	
				S	-	-	-	-	-		
				T	-	-	150,000	-	150,000		

GOVERNMENT OF PUERTO RICO  
PUERTO RICO DEPARTMENT OF TRANSPORTATION AND PUBLIC WORKS  
PUERTO RICO HIGHWAY AND TRANSPORTATION AUTHORITY  
STATEWIDE TRANSPORTATION IMPROVEMENT PROGRAM  
FISCAL YEARS 2023-2026  
AMENDMENT #4

Section 5310: Enhanced Mobility of Seniors and Persons with Disabilities, Urban Area Under 200,000 in Population Formula Program (UZA)

Num.	Project Description and Localization	Grantee	Apportioned Year	Annual Element					Total	Source of Local Funds	Remarks
					2023	2024	2025	2026	Est. Cost		
33	Drug and Alcohol Tests for the Municipality of Lajas	PRHTA	2024	F	-	-	536	-	536	Toll Credits	
				S	-	-	-	-	-		
				T	-	-	536	-	536		
34	Operating Assistance for the Municipality of Lajas	PRHTA	2025	F	-	-	105,504	-	105,504	Toll Credits	
				S	-	-	-	-	-		
				T	-	-	105,504	-	105,504		
35	Preventive Maintenance for Fleet for the Municipality of Lajas	PRHTA	2025	F	-	-	30,000	-	30,000	Toll Credits	
				S	-	-	-	-	-		
				T	-	-	30,000	-	30,000		
36	Preventive Maintenance for Fleet for the Municipality of Luquillo	PRHTA	2025	F	-	-	125,000	-	125,000	Toll Credits	
				S	-	-	-	-	-		
				T	-	-	125,000	-	125,000		
37	Preventive Maintenance for Fleet for the Municipality of Patillas	PRHTA	2025	F	-	-	144,000	-	172,800	Toll Credits	
				S	-	-	-	-	-		
				T	-	-	144,000	-	172,800		
38	Operating Assistance for the Municipality of Patillas	PRHTA	2025	F	-	-	175,660	-	172,800	Toll Credits	
				S	-	-	-	-	-		
				T	-	-	175,660	-	172,800		
39	Preventive Maintenance for the Municipality of Ponce	PRHTA	2023	F	-	-	300,000	375,000	675,000	Toll Credits	
				S	-	-	-	-	-		
				T	-	-	300,000	375,000	675,000		
40	Operating Assistance for the Municipality of San German	PRHTA	2024	F	-	-	137,580	-	137,580	Toll Credits	
				S	-	-	-	-	-		
				T	-	-	137,580	-	137,580		

GOVERNMENT OF PUERTO RICO  
PUERTO RICO DEPARTMENT OF TRANSPORTATION AND PUBLIC WORKS  
PUERTO RICO HIGHWAY AND TRANSPORTATION AUTHORITY  
STATEWIDE TRANSPORTATION IMPROVEMENT PROGRAM  
FISCAL YEARS 2023-2026  
AMENDMENT #4

Section 5310: Enhanced Mobility of Seniors and Persons with Disabilities, Urbanized Area Under 200,000 in Population Formula Program (UZA)

Num.	Project Description and Localization	Grantee	Apportioned Year	Annual Element					Total	Source of Local Funds	Remarks
					2023	2024	2025	2026	Est. Cost		
41	Operating Assistance and Marketing for the Municipality of San German	PRHTA	2025	F	-	-	214,420	189,150	403,570	Toll Credits	
				S	-	-	-	-	-		
				T	-	-	214,420	189,150	403,570		
42	Drug and Alcohol Tests for the Municipality of San German	PRHTA	2024	F	-	-	250	-	250	Toll Credits	
				S	-	-	-	-	-		
				T	-	-	250	-	250		
43	Drug and Alcohol Tests for the Municipality of San German	PRHTA	2025	F	-	-	250	250	500	Toll Credits	
				S	-	-	-	-	-		
				T	-	-	250	250	500		
44	Preventive Maintenance for Fleet for the Municipality of San German	PRHTA	2025	F	-	-	33,000	35,000	68,000	Toll Credits	
				S	-	-	-	-	-		
				T	-	-	33,000	35,000	68,000		
45	Additional funds for acquisition of buses for the Municipality of Villalba	PRHTA	2024	F	-	-	181,895	-	181,895	Toll Credits	
				S	-	-	-	-	-		
				T	-	-	181,895	-	181,895		
46	Operating Assistance for the Municipality of Yauco	PRHTA	2024	F	-	-	102,305	-	102,305	Toll Credits	
				S	-	-	-	-	-		
				T	-	-	102,305	-	102,305		
47	Preventive Maintenance for the Municipality of Yauco	PRHTA	2024	F	-	-	95,696	-	95,696	Toll Credits	
				S	-	-	-	-	-		
				T	-	-	95,696	-	95,696		
48	State Administration	PRHTA	2024	F	-	-	534, 061	-	527,219	Toll Credits	
				S	-	-	-	-	-		
				T	-	-	534,061	-	527,219		
		Total Federal Funds:		F	-	-	6,412,198	1,254,355	7,666,553		
		Total State or Local Funds:		S	-	-	-	-	-		
		Total:		T	-	-	6,412,198	1,254,355	7,666,553		

---

*Government of Puerto Rico*  
*Puerto Rico Department of Transportation and Public Works*  
*Puerto Rico Highways and Transportation Authority*

*Statewide Transportation Improvement Program (STIP)*

***FEDERAL TRANSIT ADMINISTRATION (FTA)***

*Urbanized Area Under 200,000 in Population (UZA)*

GOVERNMENT OF PUERTO RICO  
PUERTO RICO DEPARTMENT OF TRANSPORTATION AND PUBLIC WORKS  
PUERTO RICO HIGHWAY AND TRANSPORTATION AUTHORITY  
STATEWIDE TRANSPORTATION IMPROVEMENT PROGRAM  
FISCAL YEARS 2023-2026  
AMENDMENT #4

SECTION 5339: BUS AND BUS FACILITIES FORMULA PROGRAM - URBANIZED AREA UNDER 200,000 POPULATION (UZA)										
Num.	Description	Grantee	Year Entered	Annual Element				Total Est. Cost	Source of Local Funds	Remarks
					2023	2024	2025	2026		
1	Acquisition of One (1) Trolley Bus for fixed route for the Municipality of Barceloneta	Barceloneta	2023	F	-	-	-	270,000	Toll Credits	
				S	-	-	-	-		
				T	-	-	-	270,000		
2	Acquisition of Two (2) cut away trolley buses (service extension, paratransit service) for the Municipality of Barceloneta	Barceloneta	2023	F	-	-	-	270,000	Toll Credits	
				S	-	-	-	-		
				T	-	-	-	270,000		
3	Communication and Security for the Municipality of Barceloneta	Barceloneta	2018	F	-	-	29,750	-	Toll Credits	Application 6388-2024-1
				S	-	-	-	-		
				T	-	-	29,750	-		
4	Acquisition and Installation of radio communication units for eight (8) vehicles and monthly fees for the Municipality of Cabo Rojo	Cabo Rojo	2022	F	-	-	22,211	-	Toll Credits	Application 5631-2025-1
				S	-	-	-	-		
				T	-	-	22,211	-		
5	Acquisition of Eight (8) passenger counters for vehicles, software, hardware and license fees for the Municipality of Cabo Rojo	Cabo Rojo	2022	F	-	-	67,190	-	Toll Credits	Application 5631-2025-1
				S	-	-	-	-		
				T	-	-	67,190	-		
6	Acquisition of eight (8) GPS tracking system and fees for the Municipality of Cabo Rojo	Cabo Rojo	2023	F	-	-	3,846	-	Toll Credits	Application 5631-2025-1
				S	-	-	-	-		
				T	-	-	3,846	-		
7	Acquisition and Installation of twenty (20) prefabricated bus shelters and signs for the Municipality of Cabo Rojo	Cabo Rojo	2023	F	-	-	311,696	-	Toll Credits	Application 5631-2025-1
				S	-	-	-	-		
				T	-	-	311,696	-		
8	Acquisition of Two (2) Buses (12 passengers) for ADA Paratransit Service for the Municipality of Cabo Rojo	Cabo Rojo	2023	F	-	-	241,949	-	Toll Credits	Application 5631-2025-1
				S	-	-	-	-		
				T	-	-	241,949	-		

GOVERNMENT OF PUERTO RICO  
PUERTO RICO DEPARTMENT OF TRANSPORTATION AND PUBLIC WORKS  
PUERTO RICO HIGHWAY AND TRANSPORTATION AUTHORITY  
STATEWIDE TRANSPORTATION IMPROVEMENT PROGRAM  
FISCAL YEARS 2023-2026  
AMENDMENT #4

SECTION 5339: BUS AND BUS FACILITIES FORMULA PROGRAM - URBANIZED AREA UNDER 200,000 POPULATION (UZA)

Num.	Description	Grantee	Year Entered	Annual Element				Total Est. Cost	Source of Local Funds	Remarks
					2023	2024	2025	2026		
9	Additional funds for acquisition of buses for the Municipality of Fajardo	Fajardo	2024	F	-	-	421,936	-	421,936	Toll Credits
				S	-	-	-	-	-	
				T	-	-	421,936	-	421,936	
10	Communication Systems and GPS for Municipality of Hatillo	Hatillo	2019	F	-	-	30,000	-	30,000	Toll Credits
				S	-	-	-	-	-	
				T	-	-	30,000	-	30,000	
11	Additional funding for the Acquisition of Vehicles for the Municipality of Hormigueros	Hormigueros	2024	F		-	18,200		18,200	Toll Credits
				S						
				T		-	18,200		18,200	
12	Acquisition of Two(2) buses 30-Ft for the Municipality of Ponce	Ponce	2021	F	-	-	1,400,000	-	1,400,000	Toll Credits
				S	-	-	-	-	-	
				T	-	-	1,400,000	-	1,400,000	
13	Study, Design, Engineering & Construction of Parking Lot for SITRAS (phase 1, 2) for the Municipality of Ponce	Ponce	2020	F	-	-	539,050	-	539,050	Toll Credits
				S	-	-	-	-	-	
				T	-	-	539,050	-	539,050	
14	Construction of the Terminal for the Municipality of Guanica	PRHTA	2019	F	-	-	-	-	-	Toll Credits
				S	-	-	-	-	-	
				T	-	-	-	-	-	
15	Bus stops and signs for the Municipality of Guanica	PRHTA	2019	F	-	-	-	169,350	169,350	Toll Credits
				S	-	-	-	-	-	
				T	-	-	-	169,350	169,350	

GOVERNMENT OF PUERTO RICO  
PUERTO RICO DEPARTMENT OF TRANSPORTATION AND PUBLIC WORKS  
PUERTO RICO HIGHWAY AND TRANSPORTATION AUTHORITY  
STATEWIDE TRANSPORTATION IMPROVEMENT PROGRAM  
FISCAL YEARS 2023-2026  
AMENDMENT #4

SECTION 5339: BUS AND BUS FACILITIES FORMULA PROGRAM - URBANIZED AREA UNDER 200,000 POPULATION (UZA)

Num.	Description	Grantee	Year Entered	Annual Element					Total Est. Cost	Source of Local Funds	Remarks
					2023	2024	2025	2026			
16	Acquisition and Installation of Signage and Electronic Programming System along the Trolley Route Streets & Stops for users information and orientation for the Municipality of Guayanilla Transportation System	PRHTA	2020	F	-	-	-	-	-	Toll Credits	Conditioned to submittal of Transportation Study and approval, up date project information including quotation and NEPA if apply. FY 2027 \$628,787
				S	-	-	-	-	-		
				T	-	-	-	-	-		
17	Reconstruction of Sidewalks and Ramps along the Trolley Route for the Municipality of Juana Diaz	PRHTA	2023	F	-	-	857,300	-	857,300	Toll Credits	Conditioned to FTA NEPA approval
				S	-	-	-	-	-		
				T	-	-	857,300	-	857,300		
18	Acquisition of five (5) buses (11 passengers) for the University of Puerto Rico, Mayaguez Campus	PRHTA	2024	F	-	-	624,850	-	624,850	Toll Credits	Application: 5489-2025-13
				S	-	-	-	-	-		
				T	-	-	624,850	-	624,850		
19	Acquiring additional mechanic shop equipment for the University of Puerto Rico, Mayaguez Campus	PRHTA	2024	F	-	-	32,540	-	32,540	Toll Credits	Application: 5489-2025-13
				S	-	-	-	-	-		
				T	-	-	32,540	-	32,540		
20	Acquidition of two (2) Buses (16-passengers) for the Municipality of Peñuelas	PRHTA	2024	F	-	-	280,000	-	280,000	Toll Credits	Application: 5489-2025-13
				S	-	-	-	-	-		
				T	-	-	280,000	-	280,000		
21	Mechanic Shop (Garage Expansion) for the University of Puerto Rico, Mayaguez Campus	PRHTA	2024	F	-	-	631,536	-	631,536	Toll Credits	Conditioned to submittal and FTA approval of NEPA
				S	-	-	-	-	-		
				T	-	-	631,536	-	631,536		
22	Acquisition of One (1) Paratransit-11 passengers for the Municipality of Quebradillas	PRHTA	2021	F	-	-	110,000	-	110,000	Toll Credits	Application: 5489-2025-13
				S	-	-	-	-	-		
				T	-	-	110,000	-	110,000		
23	Acquisition of office equipmment for the collective transport terminal for the Municipality of Villalba	Villalba	2022	F	-	-	5,000	-	5,000	Toll Credits	Application: 6416-2023-1
				S	-	-	-	-	-		
				T	-	-	5,000	-	5,000		
		Total Federal Funds:		F	-	-	5,627,054	709,350	6,336,404		
		Total State or Local Funds:		S	-	-	-	-	-		
		Total:		T	-	-	5,627,054	709,350	6,336,404		

---

*Government of Puerto Rico*  
*Puerto Rico Department of Transportation and Public Works*  
*Puerto Rico Highways and Transportation Authority*

*Statewide Transportation Improvement Program (STIP)*

***FEDERAL TRANSIT ADMINISTRATION (FTA)***

*Urbanized Area Under 200,000 in Population (UZA)*

*Section 5307 Reprogrammed Funds*



GOVERNMENT OF PUERTO RICO  
PUERTO RICO DEPARTMENT OF TRANSPORTATION AND PUBLIC WORKS  
PUERTO RICO HIGHWAY AND TRANSPORTATION AUTHORITY  
STATEWIDE TRANSPORTATION IMPROVEMENT PROGRAM  
FISCAL YEARS 2023-2026  
AMENDMENT #4

REPROGRAMMING FUNDS, URBANIZED AREA UNDER 200,000 POPULATION AREA (UZA)

Num.	Description	Grantee	Year Apportioned						Total Estimated Cost	Source of Local Funds	Remarks
					2023	2024	2025	2026			
1	Preventive Maintenance	Mayagüez	2025	F	-		119,258	-	119,258	Toll Credits	Project will be included in Amendment to grant PR-2023-022. Originally the funding was for the Acquisition of Vehicles.
				S	-	-	-	-	-		
				T	-	-	119,258	-	119,258		
2	Operational Assistance	Villalba	2025	F			300,000		300,000	Toll Credits	Project will be included in Amendment to grant PR-2019-01. Originally the funding was for Preventive Maintenance.
				S							
				T			300,000		300,000		
		Total Federal Funds:					419,258		419,258		
		Total State or Local Funds:									
		Total					419,258		419,258		

---

*Government of Puerto Rico*  
*Puerto Rico Department of Transportation and Public Works*  
*Puerto Rico Highways and Transportation Authority*

*Statewide Transportation Improvement Program (STIP)*

***FEDERAL TRANSIT ADMINISTRATION (FTA)***

*Urbanized Area Under 200,000 in Population (UZA)*

*Section 5310 Reprogrammed Funds*

GOVERNMENT OF PUERTO RICO  
PUERTO RICO DEPARTMENT OF TRANSPORTATION AND PUBLIC WORKS  
PUERTO RICO HIGHWAY AND TRANSPORTATION AUTHORITY  
STATEWIDE TRANSPORTATION IMPROVEMENT PROGRAM  
FISCAL YEARS 2023-2026  
AMENDMENT #4

REPROGRAMMING FUNDS, URBANIZED AREA UNDER 200,000 POPULATION AREA (UZA)

Num.	Description	Grantee	Year Apportioned						Total Estimated Cost	Source of Local Funds	Remarks
					2023	2024	2025	2026			
1	Preventive Maintenance	Camuy	2025	F			73,033		73,033	Toll Credits	Originally this funds were approved for the purchase of the vehicle under Grant PR-2017-012. The Municipality requests to use them for Preventive Maintenance for two periods. Amedment in process to FTA approved.
				S							
				T			73,033		73,033		
		Total Federal Funds:					73,033		73,033		
		Total State or Local Funds:									
		Total					73,033		73,033		

---

*Government of Puerto Rico*  
*Puerto Rico Department of Transportation and Public Works*  
*Puerto Rico Highways and Transportation Authority*

*Statewide Transportation Improvement Program (STIP)*

***FEDERAL TRANSIT ADMINISTRATION (FTA)***

*Urbanized Area Under 200,000 in Population (UZA)*

*Reprogrammed Funds*

GOVERNMENT OF PUERTO RICO  
PUERTO RICO DEPARTMENT OF TRANSPORTATION AND PUBLIC WORKS  
PUERTO RICO HIGHWAY AND TRANSPORTATION AUTHORITY  
STATEWIDE TRANSPORTATION IMPROVEMENT PROGRAM  
FISCAL YEARS 2023-2026  
AMENDMENT #4

REPROGRAMMING FUNDS, URBANIZED AREA UNDER 200,000 POPULATION AREA (UZA)

Num.	Description	Grantee	Year Apportioned						Total Estimated Cost	Source of Local Funds	Remarks
					2023	2024	2025	2026			
1	Acquisition of Two (2) 30 feet Low Rider-31 passengers for the replacement of two (2) Mini-Buses for Transportation System to the Municipality of Juana Diaz	PRHTA	2022	F	-		1,101,049	-	1,101,049	Toll Credits	Project will be included as a Budget Revision: PR-2016-009-01
				S	-	-	-	-	-		
				T	-	-	1,101,049	-	1,101,049		
2	Acquisition one (1) bus for transit service of the Municipality of San German	PRHTA	2022	F	-		101,008	-	101,008	Toll Credits	Project will be included as a Budget Revision: PR-2021-025
				S	-	-	-	-	-		
				T	-		101,008	-	101,008		
3	Facility Maintenance for public terminal station of the Municipality of San German	PRHTA	2022	F	-		856,702	-	856,702	Toll Credits	Project will be included as a Budget Revision: PR-2021-025
				S	-	-	-	-	-		
				T	-		856,702	-	856,702		
4	Preventive Maintenance for Fleet and Terminal for the Municipality of Juana Diaz	PRHTA	2022	F			37,000		37,000	Toll Credits	Project will be included as a Amendment to grant: PR-2022-026
				S							
				T			37,000		37,000		
5	Signage for Transit Terminal for the Municipality of Juana Diaz	PRHTA	2022	F			6,000		6,000	Toll Credits	Project will be included as a Amendment to grant: PR-2022-026
				S							
				T			6,000		6,000		
6	Miscellaneous Equipment for the Transit System of the Municipality of Juana Diaz	PRHTA	2022	F			7,000		7,000	Toll Credits	Project will be included as a Amendment to grant: PR-2022-026
				S							
				T			7,000		7,000		
7	Additional Funding to Operating Assistance Expenses	Cabo Rojo	2025	F			228,351		228,351	Toll Credits	Project will be included as a Amendment to grant:PR-2024-002-01
				S							
				T			228,351		228,351		
		Total Federal Funds:			-	-	2,337,110	-	2,337,110		
		Total State or Local Funds:			-	-	-	-			
		Total			-	-	2,337,110	-	2,337,110		

*Government of Puerto Rico*  
*Puerto Rico Department of Transportation and Public Works*  
*Puerto Rico Highways and Transportation Authority*

***Statewide Transportation Improvement Program (STIP)***

***FEDERAL TRANSIT ADMINISTRATION (FTA)***

***Urbanized Area Under 200,000 in Population (UZA)***

***COVID-19 Funding***

GOVERNMENT OF PUERTO RICO  
PUERTO RICO DEPARTMENT OF TRANSPORTATION AND PUBLIC WORKS  
PUERTO RICO HIGHWAY AND TRANSPORTATION AUTHORITY  
STATEWIDE TRANSPORTATION IMPROVEMENT PROGRAM  
FISCAL YEARS 2023-2026  
AMENDMENT #4

SECTION 5307: COVID Funds - URBANIZED AREA UNDER 200,000 POPULATION (UZA)

Num.	Description	Grantee	Year Apportioned	Annual Element					Total Estimated Cost	Source of Local Funds	Remarks
					2023	2024	2025	2026			
1	Leasing of two (2) autonomous vehicles	Ponce	2021	F			1,393,914		1,393,914		CRRSAA Funds
				S							
				T			1,393,914		1,393,914		
2	Photovoltaic System for Transportation Garage of the Municipality of Barceloneta	Barceloneta	2024	F			50,000		50,000		ARP Funds
				S							
				T			50,000		50,000		
3	Maintenance and cleaning area for the Fleet of Municipality of Barceloneta	Barceloneta	2024	F			382,000		382,000		ARP Funds
				S							
				T			382,000		382,000		
		Total Federal Funds:		F			1,825,914		1,825,914		
		Total State or Local Funds:		S							
		Total		T			1,825,914		1,825,914		

***Non-Urbanized Area (NUA)***

---



---

*Government of Puerto Rico*  
*Puerto Rico Department of Transportation and Public Works*  
*Puerto Rico Highways and Transportation Authority*

***Statewide Transportation Improvement Program (STIP)***

***FEDERAL TRANSIT ADMINISTRATION (FTA)***  
***Non-Urbanized Area (NUA)***  
***(Under 50,000 in Population)***

GOVERNMENT OF PUERTO RICO  
DEPARTMENT OF TRANSPORTATION AND PUBLIC WORKS  
HIGHWAY AND TRANSPORTATION AUTHORITY  
STATEWIDE TRANSPORTATION IMPROVEMENT PROGRAM  
FISCAL YEARS 2023-2026  
AMENDMENT #4

Section 5311: Non-Urbanized Area Formula Program

Num.	Description	Grantee	Year Apportioned						Total Estimated Cost	Source of Local Funds	Remarks
					2023	2024	2025	2026			
1	State Administration	PRHTA	2025	F			-		-		Intercity Bus Program
				S							
				T			-		-		
2	Additional Funds for the Rehabilitation of the Mosquito Terminal	PRITA	2023	T	-		4,978,210		4,978,210	Toll Credits	
				S					-		
				F	-		4,978,210		4,978,210		
3	Operating Assistance for the Municipality of Salinas	PRHTA	2025	F			98,265	-	98,265	Toll Credits	October 1, 2024 June 30,2025
				S			-	-	-		
				T			98,265	-	98,265		
4	Operating Assistance for the Municipality of Salinas	PRHTA	2025	F			177,304	177,304	354,608	Toll Credits	July 1, 2025 June 30,2026
				S			-	-	-		
				T			177,304	177,304	354,608		
5	Acquisition of Vehicle for the Municipality of Salinas	PRHTA	2025	F	-		320,000		320,000	Toll Credits	Two Vehicles of 16 passengers
				S	-		-	-	-		
				T	-		320,000		320,000		
6	Operating Assistance-Transportation Service Marketing for the Municipality of Salinas	PRHTA	2024	F			13,500		13,500	Toll Credits	
				S					-		
				T			13,500		13,500		
7	Facility Equipment-Bird Pest Control for the Municipality of Salinas	PRHTA	2024	F			38,250		38,250	Toll Credits	
				S					-		
				T			38,250		38,250		
8	Operating Assistance-ADA Paratrasit Transportation Service Marketing for the Municipality of Salinas	PRHTA	2024	F			9,225		9,225	Toll Credits	
				S					-		
				T			9,225		9,225		
9	Operating Assistance for the Municipality of Coamo	PRHTA	2024	F	-		57,600	33,249	90,849	Toll Credits	
				S	-		-	-	-		
				T	-		57,600	33,249	90,849		
10	Preventive Maintenance for the Municipality of Coamo	PRHTA	2024	F	-		7,763	4,345	12,108	Toll Credits	
				S	-		-	-	-		
				T	-		7,763	4,345	12,108		

GOVERNMENT OF PUERTO RICO  
DEPARTMENT OF TRANSPORTATION AND PUBLIC WORKS  
HIGHWAY AND TRANSPORTATION AUTHORITY  
STATEWIDE TRANSPORTATION IMPROVEMENT PROGRAM  
FISCAL YEARS 2023-2026  
AMENDMENT #4

Section 5311: Non-Urbanized Area Formula Program

Num.	Description	Grantee	Year Apportioned						Total Estimated Cost	Source of Local Funds	Remarks
					2023	2024	2025	2026			
11	Drugs and Alcohol Test for the Municipality of Coamo	PRHTA	2024	F	-		350	350	700	Toll Credits	
				S	-		-	-	-		
				T	-		350	350	700		
12	Acquisition of vehicle for the Municipality of Loiza	PRHTA	2025	F	-		800,000		800,000	Toll Credits	Vehicles of 16 passengers 2025 (5 vehicles)
				S	-				-		
				T	-		800,000		800,000		
13	Operating Assistance for the Municipality of Utuado	PRHTA	2023	F			100,861		100,861	Toll Credits	
				S					-		
				T			100,861		100,861		
14	Preventive Maintenance for the Municipality of Utuado	PRHTA	2023	F			5,055		5,055	Toll Credits	
				S					-		
				T			5,055		5,055		
15	Drugs and Alcohol Test for the Municipality of Utuado	PRHTA	2023	F			276		276	Toll Credits	
				S					-		
				T			276		276		
16	Vehicle of Vehicles AWD for the Municipality of Utuado	PRHTA	2025	F			79,290		79,290	Toll Credits	Two Vehicles of 5-7 passengers
				S					-		
				T			79,290		79,290		
17	Acquisition and Installation of 20 Bus Shelter for the Municipality of Utuado	PRHTA	2025	F			190,000		190,000	Toll Credits	
				S					-		
				T			190,000		190,000		
18	Acquisition of Vehicle for the Municipality of Utuado	PRHTA	2025	F	-		480,000		480,000	Toll Credits	Three Vehicles of 16 passengers
				S	-				-		
				T	-		480,000		480,000		
19	Passenger Counting System for the Municipality of Utuado	PRHTA	2023	F			8,685		8,685	Toll Credits	
				S					-		
				T			8,685		8,685		
20	Rehabilitation of Public Terminal Bathroom and Parking Lot Municipality of Utuado	PRHTA	2023	F	-		105,400		105,400	Toll Credits	
				S	-	-	-	-	-		
				T	-		105,400		105,400		
21	Radio Communication for the Municipality of Utuado	PRHTA	2023	F			360		360	Toll Credits	
				S					-		
				T			360		360		

GOVERNMENT OF PUERTO RICO  
DEPARTMENT OF TRANSPORTATION AND PUBLIC WORKS  
HIGHWAY AND TRANSPORTATION AUTHORITY  
STATEWIDE TRANSPORTATION IMPROVEMENT PROGRAM  
FISCAL YEARS 2023-2026  
AMENDMENT #4

Section 5311: Non-Urbanized Area Formula Program

Num.	Description	Grantee	Year Apportioned						Total Estimated Cost	Source of Local Funds	Remarks
					2023	2024	2025	2026			
22	Additional Funds for Rehabilitation of Public Terminal Municipality of Adjuntas	PRHTA	2023	F	-		56,426		56,426	Toll Credits	
				S	-	-	-	-	-		
				T	-		56,426		56,426		
23	Acquisition of Vehicle for the Municipality of Vieques	PRHTA	2025	F			542,000		542,000	Toll Credits	Five Vehicles of 10 passengers
				S					-		
				T			542,000		542,000		
24	Ceiba Intercity Bus Program - Marketing - PRITA	PRHTA	2023	F	-		360,000	120,000	480,000	Toll Credits	
				S	-	-	-	-	-		
				T	-		360,000	120,000	480,000		
25	Ceiba Intercity Bus - PRITA	PRHTA	2023	F	-		3,000,000	1,000,000	4,000,000	Toll Credits	Application 5489-2025-12
				S	-	-	-	-	-		
				T	-		3,000,000	1,000,000	4,000,000		
26	Acquisition of Electric Buses for a Fixed Route for El Yunque and its sorrounding Communities Transit System	PRHTA/DTPW	2023	F	-	-	450,000		450,000	Funding to be transferred from UZA	
				S	-	-	-		-		
				T	-	-	450,000		450,000		
27	Design and Build for a Bus Terminal in Palmer, Rio Grande for El Yunque and its sorroundings Communities Transit System	PRHTA/DTPW	2023	F		-	4,450,000		4,450,000	Funding to be transferred from UZA	
				S					-		
				T		-	4,450,000		4,450,000		
		Total Federal Funds:			-	-	16,328,820	1,335,248	17,664,068		
		Total State or Local Funds:			-	-	-	-	-		
		Total			-	-	16,328,820	1,335,248	17,664,068		

---

*Government of Puerto Rico*  
*Puerto Rico Department of Transportation and Public Works*  
*Puerto Rico Highway and Transportation Authority*

***Statewide Transportation Improvement Program (STIP)***

***FEDERAL TRANSIT ADMINISTRATION (FTA)***  
***Non-Urbanized Area (NUA)***  
***(Under 50,000 in Population)***

GOVERNMENT OF PUERTO RICO  
DEPARTMENT OF TRANSPORTATION AND PUBLIC WORKS  
HIGHWAY AND TRANSPORTATION AUTHORITY  
STATEWIDE TRANSPORTATION IMPROVEMENT PROGRAM  
FISCAL YEARS 2023-2026  
AMENDMENT #4

Section 5311: Non Urbanized Area, RTAP

Num.	Description	Grantee	Year Apportioned						Total Estimated Cost	Source of Local Funds	Remarks
					2023	2024	2025	2026			
1	RTAP	PRHTA	2023	F			110,910	125,126	236,036		FY 2023 (110,910) and FY2024 (125,126)
				S			-	-	-		
				T			110,910	125,126	236,036		
		Total Federal Funds:				-	110,910	125,126	236,036		
		Total State or Local Funds:				-	-	-	-		
		Total				-	110,910	125,126	236,036		

---

*Government of Puerto Rico*  
*Puerto Rico Department of Transportation and Public Works*  
*Puerto Rico Highways and Transportation Authority*

***Statewide Transportation Improvement Program (STIP)***

***FEDERAL TRANSIT ADMINISTRATION (FTA)***  
***Non-Urbanized Area (NUA)***  
***(Under 50,000 in Population)***

GOVERNMENT OF PUERTO RICO  
DEPARTMENT OF TRANSPORTATION AND PUBLIC WORKS  
HIGHWAY AND TRANSPORTATION AUTHORITY  
STATEWIDE TRANSPORTATION IMPROVEMENT PROGRAM  
FISCAL YEARS 2023- 2026  
AMENDMENT #4

Section 5310: Non-Urbanized Area Formula Program

Num.	Description	Grantee	Year Apportioned	Annual Element					Total Estimated Cost	Source of Local Funds	Remarks
					2023	2024	2025	2026			
1	Operating Assistance for the Municipality of Coamo	PRHTA	2024	F	-		35,012	35,012	70,024	Toll Credits	
				S	-		-	-	-		
				T	-		35,012	35,012	70,024		
2	Preventive Maintenance for the Municipality of Coamo	PRHTA	2024	F	-		16,441	6,775	23,216	Toll Credits	
				S	-		-	-	-		
				T	-		16,441	6,775	23,216		
3	Drugs and Alcohol Test for the Municipality of Coamo	PRHTA	2024	F	-		350	350	700	Toll Credits	
				S	-		-	-	-		
				T	-		350	350	700		
4	Additional Funding for the Acquisition of a 12-passenger vehicle for the Municipality of Culebra	PRHTA	2025	F	-		30,000	-	30,000	Toll Credits	
				S	-		-	-	-		
				T	-		30,000	-	30,000		
5	Operating Asssitance for the Municipality of Utuado	PRHTA	2023	F			134,583	-	134,583	Toll Credits	
				S			-	-	-		
				T			134,583	-	134,583		
6	Preventive Maintenance for the Municipality of Utuado	PRHTA	2023	F			5,055	-	5,055	Toll Credits	
				S			-	-	-		
				T			5,055	-	5,055		
7	Drug and Alcohol Test for the Municipality of Utuado	PRHTA	2023	F			276	-	276	Toll Credits	
				S			-	-	-		
				T			276	-	276		
8	Operating Assistance for the Municipality of Loiza	PRHTA	2023	F			41,910	-	41,910	Toll Credits	January1, 2025 to June 30, 2025
				S			-	-	-		
				T			41,910	-	41,910		
9	Global Positioning System for the Municipality of Utuado	PRHTA	2023	F			864	-	864	Toll Credits	
				S			-	-	-		
				T			864	-	864		
10	Operating Assistance for the Municipality of Loiza	PRHTA	2023	F		-	83,820	83,820	167,640	Toll Credits	July 1, 2025 to June 30, 2026
				S		-	-		-		
				T		-	83,820	83,820	167,640		
11	Acquisition of vehicle for the Municipality of Santa Isabel	PRHTA	2024	F			140,000	-	90,000	Toll Credits	
				S			-	-	-		
				T			90,000	-	90,000		
12	Acquisition of Vehicles for the Municipality of Maricao	PRHTA	2024	F			90,000	-	90,000	Toll Credits	
				S			-	-	-		
				T			90,000	-	90,000		
		Total Federal Funds:			-	-	528,311	125,957	654,268		
		Total State or Local Funds:			-	-			-		
		Total			-	-	528,311	125,957	654,268		



---

*Government of Puerto Rico*

*Puerto Rico Department of Transportation and Public Works*

*Puerto Rico Highways and Transportation Authority*

***Statewide Transportation Improvement Program (STIP)***

***Fiscal Years 2023-2026  
Amendment #4***

***FEDERAL HIGHWAY ADMINISTRATION (FHWA)***

Summary of Changes to STIP-Amendment #4

Summary of Changes to Line Items			
FY 2026	PR	Project Description	Municipality
Project Added		Transportation Management Center (TMC - Construction)	San Juan
Project funding updated		SPR-63	Islandwide
		NEVI (changed state funds for private funds)	Islandwide
Project not ready - Reprogrammed for FY27		Cidra Connector, from Industrial Avenue to PR-184 - Phase 1 (ROW)	Cidra
Project Added. Funding needed after bid process.	100	Additional Funds for Widening PR-100 km 8.4 - Km 14.7	Cabo Rojo

Summary of Changes to Appendix A - Bridge Projects			
FY 2025	BR	I. Main & Off System / ROW funds	Municipality
Revised amount of ROW funds	530	PR-759 Km. 2.8 Over De los Chinos Creek	Maunabo
Project not ready - Reprogrammed for FY26	BR	II. Main & Off System / CONSTRUCTION funds	Municipality
	162	PR-123 Km. 66.7 Over El Jobo Creek	Arecibo
	348	PR-777 Km. 0.3 Over Caguinas River	Caguas
	382	PR-7731 Km. 0.85 Over La Plata River	Cayey
	809	PR-348 Km. 17.2 Over Nueve Pasos River	San Germán
	850	PR-912 Km. 5.5 Over Arenas Creek	San Lorenzo
	851	PR-765 Km. 1.1 Over Beatriz Creek	Caguas
	1157	PR-558 Km. 0.2 Over Usabon River	Barranquitas
	1638	Victor Rojas Ave. Km. 0.1 Over Grande de Arecibo River	Arecibo
	2178	Santa Elena Street Km. 0.1 Over Creek	Yabucoa
	2506	Local Road Off PR-2, Km. 0.2 Over Canas River	Aguada
	2588	Off PR-184, Km. 0.1 Over Grande de Patillas River	Patillas
FY 2026	BR	II. Main & Off System / CONSTRUCTION funds	Municipality
Project not ready - Reprogrammed for FY27	1201	PR-920 Km. 0.4 Over Waterway	Yabucoa
	2855	PR-102 Km. 2.85 Over Channel	Mayaguez
ROW funds added	2962	PR-372 Km. 16.5 Over Duey River	Yauco

Summary of Changes to Appendix B - Safety Projects			
FY 2025	PR	Project Description	Municipality
Project not ready - Reprogrammed for FY26 using Carry Over Funds from FY25	107	PR-107 Km. 0 to km 2.34 (Unit 1) - VRU funds	Aguadilla
Use of VRU funds by a Line Item Project	10	Widening PR-100 km 8.4 - Km 14.7 (VRU funds)	Cabo Rojo
Project Phase Eliminated (will not obligate ROW funds)	900	PR-900 from Km. 0 to km 11 (ROW)	Yabucoa
FY 2026	PR	Project Description	Municipality
Project not ready - Reprogrammed for FY27 & 28 (not visible in this STIP)	900	PR-900 from Km. 0 to km 11	Yabucoa
	2	Safety Improvements PR-2 from km 140 to km 148.9	Añasco-Mayaguez
	2	Safety Improvements PR-2 from km 0.0 to km 1.1	San Juan
	177	PR-177 from Km. 2.7 to km 6	Guaynabo
	782	Safety Improvements at PR-782 from km 0 to km 10	Cidra
Projects will use CarryOver funds from FY25	107	PR-107 Km. 0 to km 2.34 (Unit 1) - VRU funds	Aguadilla

Summary of Changes to Appendix C - Pavement Projects			
FY 2025	PR	Project Description	Municipality
Project not ready - Reprogrammed for FY26	765	Pavement Reconstruction of PR-765 from Km 0 to Km 11.2	Caguas
	3	Pavement Reconstruction of PR-3 from Km 37.37 to 40.4 (Pavement Set Aside) Phase 1	Luquillo-Fajardo
	1	Pavement Reconstruction of PR-1 km 32.5 - km 34	Caguas
FY 2026	PR	Project Description	Municipality
project not ready - moved to FY27 (not visible in this STIP)	100	Pavement Reconstruction PR-100 Km 0 - Km 8.4	Cabo Rojo
	129	Pavement Reconstruction of PR-129 Km 0.1 to Km 3.1	Arecibo
	25P	Pavement Reconstruction of PR-25P Km 0 to Km 2.8	San Juan
	354	Pavement Reconstruction of PR-354 km. 0 to km 9.25	Mayaguez
Project will use CarryOver funds from FY25 plus funds from FY26 / 2kms were added	3	Pavement Reconstruction of PR-3 from Km 37.37 to 42.49	Luquillo-Fajardo

Summary of Changes to Earmark Section			
	PR	Project Description	Municipality
Project funding updated for ROW, and information regarding Construction funds included.	122	Connector Phase 2 PR-122 from PR-321 to PR-166	Lajas / San Germán

GOVERNMENT OF PUERTO RICO  
DEPARTMENT OF TRANSPORTATION AND PUBLIC WORKS  
PUERTO RICO HIGHWAY AND TRANSPORTATION AUTHORITY  
STATEWIDE TRANSPORTATION IMPROVEMENT PROGRAM

Source of Funds			
Code	Description	Code	Description
LP1E	Puerto Rico Highway S-LU Ext.	ZP-1E	Puerto Rico Highway FAST, 25% Ext.
MP10	Puerto Rico Highway MAP-21, 25%	ZP-2E	Puerto Rico Highway FAST, 50% NHPP Ext.
MP20	Puerto Rico Highway MAP-21, 50% NHPP	ZP-3E	Puerto Rico Highway FAST, 25% HSIP Ext.
MP30	Puerto Rico Highway MAP-21, 25% HSIP	ZP-4E	Puerto Rico Highway FAST, Sec 154 Penalty Ext.
MP40	Puerto Rico Highway MAP-21, Sec 154 Penalty	ZP-5E	Puerto Rico Highway FAST, Sec 164 Penalty Ext.
MP50	Puerto Rico Highway MAP-21, Sec 164 Penalty	ZP-E3	Puerto Rico Hwy FAST, Interstate Condition Penalty Ext.
MP1E	Puerto Rico Highway MAP-21, 25% Ext.	YP-10	Puerto Rico Highway BIL, 25%
MP2E	Puerto Rico Highway MAP-21, 50% NHPP Ext.	YP-20	Puerto Rico Highway BIL, 50% NHPP
MP3E	Puerto Rico Highway MAP-21, 25% HSIP Ext.	YP-30	Puerto Rico Highway BIL, 25% HSIP
MP4E	Puerto Rico Highway MAP-21, Sec 154 Penalty Ext.	YP-31	Puerto Rico Highway BIL, Vulnerable Road User
MP5E	Puerto Rico Highway MAP-21, Sec 164 Penalty Ext.	YP-40	Puerto Rico Highway BIL, Sec 154 Penalty
ZP-10	Puerto Rico Highway FAST, 25%	YP-50	Puerto Rico Highway BIL, Sec 164 Penalty
ZP-20	Puerto Rico Highway FAST, 50% NHPP	YP-53	Puerto Rico Highway BIL, Interstate Condition Penalty
ZP-30	Puerto Rico Highway FAST, 25% HSIP	Y110	Bridge Formula Program (Main), FY22
ZP-40	Puerto Rico Highway FAST, Sec 154 Penalty	Y120	Bridge Formula Program (Off-System), FY22
ZP-50	Puerto Rico Highway FAST, Sec 164 Penalty	Y130	National Electric Vehicle Infra - NEVI, FY22
ZP-53	Puerto Rico Highway FAST, Interstate Condition Penalty	Y113	Bridge Formula Program (Main), FY23
Q920	High Priority Projects - TEA21	Y123	Bridge Formula Program (Off-System), FY23
LY30	Earmarked - Transp. Improv. Proj.	Y133	National Electric Vehicle Infra - NEVI, FY23
ER01	Emergency Relief 2022 supplement	Y114	Bridge Formula Program (Main), FY24
ER03	Emergency Relief 2023 supplement	Y124	Bridge Formula Program (Off-System), FY24
ER10	Emergency Relief 2017 supplement	Y134	National Electric Vehicle Infra - NEVI, FY24
ER11	Emergency Relief 2017 supplement	ER80	Emergency Relief 2012 supplement
ER12	Emergency Relief 2018 supplement	ER90	Emergency Relief 2013 supplement
ER13	Emergency Relief Irma & María	ERFO	Emergency Relief for Federally Owned Roads
ER14	Emergency Relief 2019 supplement	STATE	Funding provided by any agency of the Government of PR - the Agency name will appear in the Remarks section.

**Please Note:**

The remarks listed under the "Remarks" section for each project is listed as general information for the project and not just the projects phase.

Fund Reconciliation FY 2023-2026						
STIP FY 2023						
Code	Description	Municipality	Project Phase	Federal Share	Toll Credits	Total Federal Share
Y113	Bridge Formula Program (Main)	Islandwide	R / C	\$25,410,453.40	\$6,352,613.35	\$31,763,066.75
Y123	Bridge Formula Program (Off-System)	Islandwide	R / C	\$315,256.40	\$78,814.10	\$394,070.50
Y130	NEVI	Islandwide	PE / C	\$3,948,853.60	\$987,213.40	\$4,936,067.00
YP31	Vulnerable Road User Safety Special Rule	Islandwide	C	\$3,375,679.20	\$843,919.80	\$4,219,599.00
YP10	Additional Funds PR-111 Km. 10.8, 5.7, 12.5 - Heavy Rain March 2012	Utuadao	C	\$1,643,891.40	\$410,972.85	\$2,054,864.25
YP10	SPR-60	Islandwide	PE	\$4,800,000.00	\$1,200,000.00	\$6,000,000.00
YP10	Pavement	Islandwide	C	\$606,428.00	\$151,607.00	\$758,035.00
YP10	Highway Safety Improvements	Islandwide	C	\$9,010,958.40	\$2,252,739.60	\$11,263,698.00
YP10	Landslide PR-167 km 7.2	Naranjito	C	\$4,000,000.00	\$1,000,000.00	\$5,000,000.00
YP-20	Noise Barriers - Rio Hondo I	Bayamon / Toa Alta	C	\$3,164,857.04	\$791,214.26	\$3,956,071.30
YP-20	Noise Barriers - Rio Hondo III	Bayamon / Toa Alta	C	\$2,199,398.00	\$549,849.50	\$2,749,247.50
YP-20	Pavement	Islandwide	C	\$20,197,624.00	\$5,049,406.00	\$25,247,030.00
YP-20	ITS	Islandwide	C	\$3,885,964.22	\$971,491.06	\$4,857,455.28
YP-20	NBIS	Islandwide	PE	\$5,994,981.60	\$1,498,745.40	\$7,493,727.00
YP-20	Landslide PR-167 km 7.2	Naranjito	R	\$36,300.00	\$9,075.00	\$45,375.00
YP-20	Landslide PR-167 km 7.2	Naranjito	C	\$1,567,352.40	\$391,838.10	\$1,959,190.50
YP-30	Highway Safety Improvements	Islandwide	C	\$21,685,333.60	\$5,421,333.40	\$27,106,667.00
YP-40	Section 154 Penalty	Islandwide	C	\$1,900,000.00	\$0.00	\$1,900,000.00
YP-50	Section 164 Penalty	Islandwide	C	\$1,900,000.00	\$0.00	\$1,900,000.00
YP-53	Pavement Set Aside	Islandwide	C	\$30,476,851.20	\$7,619,212.80	\$38,096,064.00
Total				\$146,120,182.46	\$35,580,045.62	\$181,700,228.08

Fund Reconciliation FY 2023-2026						
STIP FY 2024						
Code	Description	Municipality	Project Phase	Federal Share	Toll Credits	Total Federal Share
Y114	Bridge Formula Program (Main)	Islandwide	R / C	\$30,600,000.00	\$7,650,000.00	\$38,250,000.00
Y124	Bridge Formula Program (Off-System)	Islandwide	R / C	\$5,400,000.00	\$1,350,000.00	\$6,750,000.00
Y130	NEVI	Islandwide	PE / C	\$1,616,392.00	\$404,098.00	\$2,020,490.00
YP31	Vulnerable Road User Safety Special Rule	Islandwide	C	\$3,221,419.20	\$805,354.80	\$4,026,774.00
YP-10	SPR-61	Islandwide	PE	\$4,000,000.00	\$1,000,000.00	\$5,000,000.00
YP-10	Pavement	Islandwide	C	\$20,105,516.80	\$5,026,379.20	\$25,131,896.00
YP-10	Highway Safety Improvements	Islandwide	C	\$3,782,678.40	\$945,669.60	\$4,728,348.00
YP-20	Urban Interchange at PR-2 and PR-114	Mayaguez	R	\$1,993,480.00	\$498,370.00	\$2,491,850.00
YP-20	Pavement	Islandwide	C	\$6,800,000.00	\$1,700,000.00	\$8,500,000.00
YP-20	ITS	Islandwide	C	\$5,480,000.00	\$1,370,000.00	\$6,850,000.00
YP-20	NBIS	Islandwide	PE	\$6,400,000.00	\$1,600,000.00	\$8,000,000.00
YP-30	Highway Safety Improvements	Islandwide	C	\$22,683,656.80	\$5,670,914.20	\$28,354,571.00
YP-40	Section 154 Penalty	Islandwide	C	\$1,900,000.00	\$0.00	\$1,900,000.00
YP-50	Section 164 Penalty	Islandwide	C	\$1,900,000.00	\$0.00	\$1,900,000.00
YP-54	Pavement Set Aside	Islandwide	C	\$25,200,000.00	\$6,300,000.00	\$31,500,000.00
Total				\$141,083,143.20	\$34,320,785.80	\$175,403,929.00

Fund Reconciliation FY 2023-2026						
STIP FY 2025						
Code	Description	Municipality	Project Phase	Federal Share	Toll Credits	Total Federal Share
Y110	Bridge Formula Program (Main)	Islandwide	R / C	\$30,600,000.00	\$7,650,000.00	\$38,250,000.00
Y120	Bridge Formula Program (Off-System)	Islandwide	R / C	\$5,400,000.00	\$1,350,000.00	\$6,750,000.00
Y130	NEVI (80% fed.funds + 20% private funds)	Islandwide	PE / C	\$1,616,392.00	\$0.00	\$2,020,490.00
YP31	Vulnerable Road User Safety Special Rule	Islandwide	C	\$3,280,240.40	\$820,060.10	\$4,100,300.50
YP-10	Pavement	Islandwide	C	\$19,200,000.00	\$4,800,000.00	\$24,000,000.00
YP10	Additional Funds for Construction Projects EWOs & CHOs	Islandwide	C	\$2,400,000.00	\$600,000.00	\$3,000,000.00
YP-10	SPR-62	Islandwide	PE	\$4,800,000.00	\$1,200,000.00	\$6,000,000.00
YP-20	PR-2 La Vita	Mayaguez	R	\$800,000.00	\$200,000.00	\$1,000,000.00
YP-20	Widening PR-100 km 8.4 - Km 14.7	Cabo Rojo	R	\$353,800.80	\$88,450.20	\$442,251.00
YP-20	Widening PR-100 km 8.4 - Km 14.7	Cabo Rojo	C	\$29,279,759.60	\$7,319,939.90	\$36,599,699.50
YP-20	Additional Funds - Construction Projects EWOs & CHOs	Islandwide	C	\$3,200,000.00	\$800,000.00	\$4,000,000.00
YP-20	ITS	Islandwide	C	\$5,480,000.00	\$1,370,000.00	\$6,850,000.00
YP-20	NBIS	Islandwide	PE	\$6,400,000.00	\$1,600,000.00	\$8,000,000.00
YP-30	Highway Safety Improvements	Islandwide	C	\$16,607,064.80	\$4,151,766.20	\$20,758,831.00
YP-40	Section 154 Penalty	Islandwide	C	\$1,857,481.00	\$0.00	\$1,857,481.00
YP-50	Section 164 Penalty	Islandwide	C	\$1,857,481.00	\$0.00	\$1,857,481.00
YP-53	Pavement Set Aside	Islandwide	C	\$17,962,977.60	\$9,125,001.60	\$22,453,722.00
Total				\$151,095,197.20	\$41,075,218.00	\$187,940,256.00

Fund Reconciliation FY 2023-2026						
STIP FY 2026						
Code	Description	Municipality	Project Phase	Federal Share	Toll Credits	Total Federal Share
Y110	Bridge Formula Program (Main)	Islandwide	R / C	\$30,600,000.00	\$7,650,000.00	\$38,250,000.00
Y120	Bridge Formula Program (Off-System)	Islandwide	R / C	\$5,400,000.00	\$1,350,000.00	\$6,750,000.00
Y130	NEVI (80% fed.funds + 20% private funds)	Islandwide	PE / C	\$1,616,392.00	\$0.00	\$2,020,490.00
YP31	Vulnerable Road User Safety Special Rule*	Islandwide	C	\$3,200,000.00	\$800,000.00	\$4,000,000.00
YP-10	Pavement	Islandwide	C	\$9,272,284.92	\$2,318,071.23	\$11,590,356.15
YP-10	Additional Funds for Widening PR-100 km 8.4 - Km 14.7	Cabo Rojo	C	\$11,040,000.00	\$2,760,000.00	\$13,800,000.00
YP-10	Additional Funds - Construction Projects EWOs & CHOs	Islandwide	C	\$1,600,000.00	\$400,000.00	\$2,000,000.00
YP-10	SPR-63	Islandwide	PE	\$8,818,020.00	\$2,204,505.00	\$11,022,525.00
YP-10	Highway Safety Improvements	Islandwide	C	\$400,000.00	\$100,000.00	\$500,000.00
YP-20	Pavement	Islandwide	C	\$31,841,420.16	\$7,960,355.04	\$39,801,775.20
YP-20	Additional Funds - Construction Projects EWOs & CHOs	Islandwide	C	\$1,600,000.00	\$400,000.00	\$2,000,000.00
YP-20	Traffic Management Center (TMC)	San Juan	C	\$12,000,000.00	\$3,000,000.00	\$15,000,000.00
YP-20	ITS	Islandwide	C	\$5,480,000.00	\$1,370,000.00	\$6,850,000.00
YP-20	NBIS	Islandwide	PE	\$6,400,000.00	\$1,600,000.00	\$8,000,000.00
YP-30	Highway Safety Improvements*	Islandwide	C	\$19,930,582.40	\$4,982,645.60	\$24,913,228.00
YP-40	Section 154 Penalty*	Islandwide	C	\$1,900,000.00	\$0.00	\$1,900,000.00
YP-50	Section 164 Penalty*	Islandwide	C	\$1,900,000.00	\$0.00	\$1,900,000.00
YP-53	Pavement Set Aside*	Islandwide	C	\$25,200,000.00	\$6,300,000.00	\$31,500,000.00
Total				\$178,198,699.48	\$43,195,576.87	\$221,798,374.35

\* Will use CarryOver funds from FFY2025

GOVERNMENT OF PUERTO RICO  
PUERTO RICO DEPARTMENT OF TRANSPORTATION AND PUBLIC WORKS  
PUERTO RICO HIGHWAY AND TRANSPORTATION AUTHORITY  
STATEWIDE TRANSPORTATION IMPROVEMENT PROGRAM - FISCAL YEARS 2023-2026  
AMENDMENT #4 DETAILED PROJECTS LIST

**Legend:**  
F - Federal Funds  
TC - Toll Credits Funds  
S - State /Local Funds

Núm.	AC-Code / Oracle # / Fed # / Program Code	Description	Town	Phase	2023	2024	2025	2026	Total Est. Cost	Remarks
1	AC-TBD  Y113 (FY2023) Y114 (FY2024) Y115 (FY2025) Y116 (FY2026) & other Bridge Funds	Bridge Formula Program (Main)	Islandwide	NEPA	F				-	Please see Appendix A for Project List   

\*Fund Reconciliation for each project can be found on pages FHWA-3 thru FHWA-6



GOVERNMENT OF PUERTO RICO  
PUERTO RICO DEPARTMENT OF TRANSPORTATION AND PUBLIC WORKS  
PUERTO RICO HIGHWAY AND TRANSPORTATION AUTHORITY  
STATEWIDE TRANSPORTATION IMPROVEMENT PROGRAM - FISCAL YEARS 2023-2026  
AMENDMENT #4 DETAILED PROJECTS LIST

**Legend:**  
F - Federal Funds  
TC - Toll Credits Funds  
S - State /Local Funds

Núm.	AC-Code / Oracle # / Fed # / Program Code	Description	Town	Phase		2023	2024	2025	2026	Total Est. Cost	Remarks
3	AC-TBD  Y130	National Electric Vehicle Infrastructure (NEVI)	Islandwide	NEPA	F					-	
					TC					-	
					S					-	
					T					-	
				Pre-Engineering	F					-	
					TC					-	
					S					-	
					T					-	
				Design	F					-	
					TC					-	
					S					-	
					T					-	
				ROW	F					-	
					TC					-	
					S					-	
					T					-	
Construction	F	3,719,749	1,616,392	1,616,392	1,616,392	8,568,925	FY23 = FY 2022 - \$2,915,577 +				
	TC					-	FY2023 - \$2,020,490				
	S*	929,937	404,098	404,098	404,098	2,142,231	*State funds will be covered with				
	T	4,649,686	2,020,490	2,020,490	2,020,490	10,711,156	Private Funds.				
Total Estimated Project Cost						4,649,686	2,020,490	2,020,490	2,020,490	10,711,156	
4	AC-990186 (FY23) AC-990187 (FY24) AC-990188 (FY25) AC-990189 (FY26)  YP10, YP20, YP30, YP31, YP40, YP50	Highway Safety Improvements - Including PR Sections 154 & 164 Penalties, and Vulnerable Roads	Islandwide	NEPA	F					-	
					TC					-	
					S					-	
					T					-	
				Pre-Engineering	F					-	
					TC					-	
					S					-	
					T					-	
				Design	F					-	
					TC					-	
					S					-	
					T					-	
				ROW	F		192,960			192,960	FY26 will use carry over funds from FY2025
					TC		48,240			48,240	
					S					-	
					T		241,200			241,200	
Construction	F	34,574,622	31,050,566	29,595,034	26,570,582	121,790,805	Please See Appendix B for Project List. State funds were assigned for FY24				
	TC	8,643,655	7,762,642	7,398,759	6,642,646	30,447,701					
	S		1,855,285			1,855,285					
	T	43,218,277	40,668,493	36,993,793	33,213,228	154,093,791					
Total Estimated Project Cost						43,218,277	40,909,693	36,993,793	33,213,228	154,334,991	

\*Fund Reconciliation for each project can be found on pages FHWA-3 thru FHWA-6

GOVERNMENT OF PUERTO RICO  
PUERTO RICO DEPARTMENT OF TRANSPORTATION AND PUBLIC WORKS  
PUERTO RICO HIGHWAY AND TRANSPORTATION AUTHORITY  
STATEWIDE TRANSPORTATION IMPROVEMENT PROGRAM - FISCAL YEARS 2023-2026  
AMENDMENT #4 DETAILED PROJECTS LIST

**Legend:**  
F - Federal Funds  
TC - Toll Credits Funds  
S - State /Local Funds

Núm.	AC-Code / Oracle # / Fed # / Program Code	Description	Town	Phase		2023	2024	2025	2026	Total Est. Cost	Remarks
5	AC-800653 (FY23) AC-800654 (FY24) AC-800655 (FY25) AC-800643 (FY26)  YP10, YP20, YP30 YP31, YP53 YP40, YP50	Pavement Rehabilitation and Reconstruction of Roads - Including Pavement Set Aside Penalty	Islandwide	NEPA	F					-	
					TC					-	
					S					-	
					T					-	
				Pre-Engineering	F					-	
					TC					-	
					S					-	
					T					-	
				Design	F					-	
					TC					-	FY26 will use carry over funds from FY2025
					S					-	
					T					-	
				ROW	F	9,300				9,300	
					TC	2,325				2,325	
					S					-	Please See Appendix C for Project List .
					T	11,625				11,625	
Construction	F	37,947,970	43,631,911	60,560,000	66,313,705	208,453,585	State funds were assigned for FY24.				
	TC	9,486,992	10,907,978	15,140,000	16,578,426	52,113,396					
	S		10,592,008			10,592,008					
	T	47,434,962	65,131,896	75,700,000	82,892,131	271,158,989					
Total Estimated Project Cost						47,446,587	65,131,896	75,700,000	82,892,131	271,170,614	
6	AC-900152 (FY23) AC-900153 (FY24) AC-900154 (FY25) AC-900155 (FY26)  YP10	State Planning & Research Program SPR-60 (FY2023) SPR-61 (FY2024) SPR-62 (FY2025) SPR-63 (FY2026)	Islandwide	NEPA	F					-	
					TC					-	
					S					-	
					T					-	
				Planning	F	4,800,000	4,000,000	4,800,000	8,818,020	22,418,020	
					TC	1,200,000	1,000,000	1,200,000	2,204,505	5,604,505	
					S					-	
					T	6,000,000	5,000,000	6,000,000	11,022,525	28,022,525	
				Design	F					-	
					TC					-	
					S					-	
					T					-	
				ROW	F					-	
					TC					-	
					S					-	
					T					-	
Construction	F					-					
	TC					-					
	S					-					
	T					-					
Total Estimated Project Cost						6,000,000	5,000,000	6,000,000	11,022,525	28,022,525	

\*Fund Reconciliation for each project can be found on pages FHWA-3 thru FHWA-6

GOVERNMENT OF PUERTO RICO  
PUERTO RICO DEPARTMENT OF TRANSPORTATION AND PUBLIC WORKS  
PUERTO RICO HIGHWAY AND TRANSPORTATION AUTHORITY  
STATEWIDE TRANSPORTATION IMPROVEMENT PROGRAM - FISCAL YEARS 2023-2026  
AMENDMENT #4 DETAILED PROJECTS LIST

**Legend:**  
F - Federal Funds  
TC - Toll Credits Funds  
S - State /Local Funds

Núm.	AC-Code / Oracle # / Fed # / Program Code	Description	Town	Phase		2023	2024	2025	2026	Total Est. Cost	Remarks
7	AC-990182 (FY23) AC-990183 (FY24) AC-990184 (FY25) AC-990185 (FY26)  YP10, YP20, YP30	Intelligent Transportation Systems (ITS) FYs 2023-26	Islandwide	NEPA	F					-	Please See Appendix D for Project List
					TC					-	
					S					-	
					T					-	
				Pre-Engineering	F					-	
					TC					-	
					S					-	
					T					-	
				Design	F					-	
					TC					-	
					S					-	
					T					-	
				ROW	F					-	
					TC					-	
					S					-	
					T					-	
Construction	F	5,480,000	5,480,000	5,480,000	5,480,000	21,920,000					
	TC	1,370,000	1,370,000	1,370,000	1,370,000	5,480,000					
	S					-					
	T	6,850,000	6,850,000	6,850,000	6,850,000	27,400,000					
Total Estimated Project Cost						6,850,000	6,850,000	6,850,000	6,850,000	27,400,000	
8	AC-992484 (FY23) AC-992485 (FY24) AC-992486 (FY25) AC-992487 (FY26)  YP-20	National Bridge Inventory NBIS 39 (FY2023) NBIS 40 (FY2024) NBIS 41 (FY2025) NBIS 42 (FY2026)	Islandwide	NEPA	F						
					TC						
					S						
					T						
				Pre-Engineering	F	6,420,000	6,420,000	6,420,000	6,420,000	25,680,000	
					TC	1,580,000	1,580,000	1,580,000	1,580,000	6,320,000	
					S						
					T	8,000,000	8,000,000	8,000,000	8,000,000	32,000,000	
				Design	F						
					TC						
					S						
					T						
				ROW	F						
					TC						
					S						
					T						
Construction	F	-	-								
	TC	-	-								
	S										
	T										
						8,000,000	8,000,000	8,000,000	8,000,000	32,000,000	

\*Fund Reconciliation for each project can be found on pages FHWA-3 thru FHWA-6

GOVERNMENT OF PUERTO RICO  
PUERTO RICO DEPARTMENT OF TRANSPORTATION AND PUBLIC WORKS  
PUERTO RICO HIGHWAY AND TRANSPORTATION AUTHORITY  
STATEWIDE TRANSPORTATION IMPROVEMENT PROGRAM - FISCAL YEARS 2023-2026  
AMENDMENT #4 DETAILED PROJECTS LIST

**Legend:**  
F - Federal Funds  
TC - Toll Credits Funds  
S - State /Local Funds

Núm.	AC-Code / Oracle # / Fed # / Program Code	Description	Town	Phase		2023	2024	2025	2026	Total Est. Cost	Remarks	
9	FY2025 FY2026  YP10 YP-20	Additional Funds for Construction Projects EWOs & CHOs	Islandwide	NEPA	F							
					TC							
					S							
					T							
				Pre-Engineering	F	-	-	-	-	-	-	
					TC	-	-	-	-	-	-	
					S							
					T					-		
				Design	F							
					TC							
					S							
					T							
ROW	F											
	TC											
	S											
	T											
Construction	F	-	-	5,617,500	3,210,000							
	TC	-	-	1,382,500	790,000							
	S											
	T	-	-	7,000,000	4,000,000	11,000,000		Project Added				
						-	-	7,000,000	4,000,000	11,000,000		
Islandwide Total				Grand Total		148,321,687	172,912,079	180,564,283	188,998,374	690,796,424		
SJUA> 1,000,000 Population (San Juan)												
1	AC-230007  YP10, YP20	Landslide PR-167 km 7.2	Naranjito	NEPA	F					-		
					TC					-		
					S					-		
					T					-		
				Pre-Engineering	F					-		
					TC					-		
					S					-		
					T					-		
				Design	F					-		
					TC					-		
					S					-		
					T					-		
				ROW	F	36,413	-	-	-	36,413		
					TC	8,962	-	-	-	8,962		
					S					-		
					T	45,375				45,375		
Construction	F	5,584,750	-	-	-	5,584,750						
	TC	1,374,440	-	-	-	1,374,440						
	S					-						
	T	6,959,191				6,959,191						
Total Estimated Project Cost						7,004,566	-	-	-	7,004,566		

\*Fund Reconciliation for each project can be found on pages FHWA-3 thru FHWA-6

GOVERNMENT OF PUERTO RICO  
PUERTO RICO DEPARTMENT OF TRANSPORTATION AND PUBLIC WORKS  
PUERTO RICO HIGHWAY AND TRANSPORTATION AUTHORITY  
STATEWIDE TRANSPORTATION IMPROVEMENT PROGRAM - FISCAL YEARS 2023-2026  
AMENDMENT #4 DETAILED PROJECTS LIST

**Legend:**  
F - Federal Funds  
TC - Toll Credits Funds  
S - State /Local Funds

Núm.	AC-Code / Oracle # / Fed # / Program Code	Description	Town	Phase		2023	2024	2025	2026	Total Est. Cost	Remarks
2	AC-220016  YP10, YP20, YP30	Noise Barriers - Rio Hondo I	Bayamón Toa Alta	NEPA	F					-	
					TC					-	
					S					-	
					T					-	
				Pre-Engineering	F					-	
					TC					-	
					S					-	
					T					-	
				Design	F					-	
					TC					-	
					S					-	
					T					-	
				ROW	F					-	
					TC					-	
S						-					
T						-					
Construction	F	3,164,857				3,164,857					
	TC	791,214				791,214					
	S					-					
	T	3,956,071				3,956,071					
Total Estimated Project Cost						3,956,071	-	-	-	3,956,071	
3	AC-210006  YP10, YP20, YP30	Noise Barriers - Rio Hondo III	Bayamón Toa Alta	NEPA	F					-	
					TC					-	
					S					-	
					T					-	
				Pre-Engineering	F					-	
					TC					-	
					S					-	
					T					-	
				Design	F					-	
					TC					-	
					S					-	
					T					-	
				ROW	F	-				-	
					TC	-				-	
S	-					-					
T						-					
Construction	F	2,199,398				2,199,398					
	TC	549,850				549,850					
	S	-				-					
	T	2,749,248				2,749,248					
Total Estimated Project Cost						2,749,248	-	-	-	2,749,248	

\*Fund Reconciliation for each project can be found on pages FHWA-3 thru FHWA-6

GOVERNMENT OF PUERTO RICO  
PUERTO RICO DEPARTMENT OF TRANSPORTATION AND PUBLIC WORKS  
PUERTO RICO HIGHWAY AND TRANSPORTATION AUTHORITY  
STATEWIDE TRANSPORTATION IMPROVEMENT PROGRAM - FISCAL YEARS 2023-2026  
AMENDMENT #4 DETAILED PROJECTS LIST

Legend:

F - Federal Funds

TC - Toll Credits Funds

S - State /Local Funds

Núm.	AC-Code / Oracle # / Fed # / Program Code	Description	Town	Phase		2023	2024	2025	2026	Total Est. Cost	Remarks	
4	AC-TBD  YP10, YP20	Transportation Management Center (TMC)	San Juan	NEPA	F					-		
					TC					-		
					S					-		
				Pre-Engineering	T					-		
					F					-		
					TC					-		
				Design	S					-		
					T					-		
					F					-		
				ROW	TC					-		
					S	-				-		
					T	-				-		
				Construction	F	-					12,000,000	12,000,000
					TC	-					3,000,000	3,000,000
S	-							-				
Total Estimated Project Cost						-	-	-	15,000,000	15,000,000		
SJUA> 1,000,000 Population (San Juan)				Grand Total	13,709,884	-	-	15,000,000	28,709,884			

GOVERNMENT OF PUERTO RICO  
PUERTO RICO DEPARTMENT OF TRANSPORTATION AND PUBLIC WORKS  
PUERTO RICO HIGHWAY AND TRANSPORTATION AUTHORITY  
STATEWIDE TRANSPORTATION IMPROVEMENT PROGRAM - FISCAL YEARS 2023-2026  
AMENDMENT #4 DETAILED PROJECTS LIST

**Legend:**  
F - Federal Funds  
TC - Toll Credits Funds  
S - State /Local Funds

Núm.	AC-Code / Oracle # / Fed # / Program Code	Description	Town	Phase	2023	2024	2025	2026	Total Est. Cost	Remarks		
UA < 200,000 Population (UZA)												
1	AC-010029  YP20	Widening PR-100 from km 8.4 to km 14.7	Cabo Rojo	NEPA	F					-		
					TC					-		
					S					-		
				Pre-Engineering	T						-	
					F						-	
					TC						-	
				Design	S						-	
					T						-	
					F						-	
				ROW	TC	-	-	354,906	-	354,906	ROW Obligated on FY24 with FY25 Adv.funds	
					S	-	-	87,345	-	87,345		
					T			442,251		442,251		
				Construction	F	-	-	32,661,750	11,074,500	43,736,250	Construction Obligated on FY24 with FY25 Adv.funds	
TC	-	-	8,038,250		2,725,500	10,763,750						
S						-						
T			40,700,000	13,800,000	54,500,000							
Total Estimated Project Cost					-	-	41,142,251	13,800,000	54,942,251			
2	AC-200241  YP20	PR-2 La Vita	Mayaguez		TC					-		
					S					-		
					T					-		
				Pre-Engineering	F						-	
					TC						-	
					S						-	
				Design	T	-					-	
					F						-	
					TC						-	
				ROW	S						-	
					T						-	
					F	-	-	802,500	-	802,500	Federal funds for the Construction phase, correspond to INFRA grants allocated to this project. It will be constructed as eleven construction units.	
				TC	-	-	197,500	-	197,500			
S					-							
Construction	T			1,000,000		1,000,000						
	F			90,000,000		90,000,000						
	TC			-		-						
	S			98,000,000		98,000,000						
	T	-		188,000,000		188,000,000						
	Total Estimated Project Cost					-	-	189,000,000	-	189,000,000		
UA < 200,000 Population (UZA)					Grand Total	-	-	230,142,251	13,800,000	243,942,251		

\*Fund Reconciliation for each project can be found on pages FHWA-3 thru FHWA-6

GOVERNMENT OF PUERTO RICO  
PUERTO RICO DEPARTMENT OF TRANSPORTATION AND PUBLIC WORKS  
PUERTO RICO HIGHWAY AND TRANSPORTATION AUTHORITY  
STATEWIDE TRANSPORTATION IMPROVEMENT PROGRAM - FISCAL YEARS 2023-2026  
AMENDMENT #4 DETAILED PROJECTS LIST

**Legend:**  
F - Federal Funds  
TC - Toll Credits Funds  
S - State /Local Funds

Núm.	AC-Code / Oracle # / Fed # / Program Code	Description	Town	Phase	2023	2024	2025	2026	Total Est. Cost	Remarks
1	AC-111133  YP10	Additional Funds - PR-111 kms 10.8, 5.7, 12.5 Heavy Rains-March 2012	Utuado	NEPA	F				-	
					TC				-	
					S				-	
					T				-	
				Pre-Engineering	F				-	
					TC				-	
					S				-	
					T				-	
				Design	F				-	
					TC				-	
					S				-	
					T				-	
				ROW	F	-	-	-	-	-
					TC	-	-	-	-	-
					S				-	
					T				-	
Construction	F	1,649,029	-	-	-	1,649,029				
	TC	405,836	-	-	-	405,836				
	S				-					
	T	2,054,864				2,054,864				
Total Estimated Project Cost					2,054,864	-	-	-	2,054,864	
Rural			Grand Total	2,054,864	-	-	-	2,054,864		

\*Fund Reconciliation for each project can be found on pages FHWA-3 thru FHWA-6



GOVERNMENT OF PUERTO RICO  
PUERTO RICO DEPARTMENT OF TRANSPORTATION AND PUBLIC WORKS  
PUERTO RICO HIGHWAY AND TRANSPORTATION AUTHORITY  
STATEWIDE TRANSPORTATION IMPROVEMENT PROGRAM  
FISCAL YEARS 2023-2026  
EARMARK

Legend:  
F - Federal Funds  
TC - Toll Credits Funds  
S - State /Local Funds  
T - Total Funds

Núm.	AC-Code / Oracle # / Fed # / Program Code	Description	Town	Phase	Fed. Past Obligations / Locally Funded	2023	2024	2025	2026	Future Investment	Total Est. Cost	Remarks			
1	AC-TBD Earmark Y926	Reconstruction PR-181 km. 38.6 - 55.0	Gurabo	NEPA	F	-	-	-	-	-	-				
					TC	-	-	-	-	-	-				
					S	-	-	-	-	-	-				
					T	-	-	-	-	-	-				
				Pre-Engineering	F	-	-	-	-	-	-	-	-	-	
					TC	-	-	-	-	-	-	-	-	-	
					S	-	-	-	-	-	-	-	-	-	
					T	-	-	-	-	-	-	-	-	-	
				Design	F	-	-	-	-	-	-	-	-	-	
					TC	-	-	-	-	-	-	-	-	-	
					S	-	-	-	-	-	-	-	-	-	
					T	-	-	-	-	-	-	-	-	-	
				ROW	F	-	-	-	-	-	-	-	-	-	
					TC	-	-	-	-	-	-	-	-	-	
					S	-	-	-	-	-	-	-	-	-	
					T	-	-	-	-	-	-	-	-	-	
				Construction	F	-	-	-	2,407,500	-	-	2,407,500	-	2,407,500	
					TC	-	-	-	-	-	-	-	-	-	
					S	-	-	-	592,500	-	-	592,500	-	592,500	
					T	-	-	-	3,000,000	-	-	3,000,000	-	3,000,000	
Total Estimated Project Cost						-	-	-	3,000,000	-	3,000,000				
2	AC-TBD Earmark Y926	Connector Phase 2 PR-122 from PR-321 to PR-166	Lajas San Germán	NEPA	F	-	-	-	-	-	-				
					TC	-	-	-	-	-	-	-			
					S	-	-	-	-	-	-	-			
					T	-	-	-	-	-	-	-			
				Pre-Engineering	F	-	-	-	-	-	-	-	-	-	
					TC	-	-	-	-	-	-	-	-	-	
					S	-	-	-	-	-	-	-	-	-	
					T	-	-	-	-	-	-	-	-	-	
				Design	F	-	-	-	-	-	-	-	-	-	
					TC	-	-	-	-	-	-	-	-	-	
					S	-	-	-	-	-	-	-	-	-	
					T	-	-	-	-	-	-	-	-	-	
				ROW	F	-	-	-	-	-	-	-	-	-	
					TC	-	-	-	-	-	-	-	-	-	
					S	-	-	-	-	-	-	-	-	-	
					T	-	-	-	-	-	-	-	-	-	
				Construction	F	-	2,400,000	-	-	-	-	2,400,000	-	2,400,000	
					TC	-	-	-	-	-	-	-	-	-	
					S	-	600,000	-	-	-	-	600,000	-	600,000	
					T	-	3,000,000	-	-	-	-	3,000,000	-	3,000,000	
Total Estimated Project Cost						-	3,000,000	-	-	-	3,000,000				

GOVERNMENT OF PUERTO RICO  
PUERTO RICO DEPARTMENT OF TRANSPORTATION AND PUBLIC WORKS  
PUERTO RICO HIGHWAY AND TRANSPORTATION AUTHORITY  
STATEWIDE TRANSPORTATION IMPROVEMENT PROGRAM  
FISCAL YEARS 2023-2026  
ISLANDWIDE EMERGENCY RELIEF PROJECT - HEAVY RAINS OF MARCH 2012

Legend:  
F - Federal Funds  
TC - Toll Credits Funds  
S - State /Local Funds  
T - Total Funds

AC-Code / Oracle		Description	Town	Phase	Fed. Past Obligations / Locally Funded					Future Investment	Total Est. Cost	Remarks	
Núm.	# / Fed # / Program Code					2023	2024	2025	2026				
1	AC-111133 R000111133 ER-90	Reconstruction PR-111 kms. 10.8, 5.7, 12.5	Utuado	NEPA	F	-	-	-	-	-	-	-	Project Obligated. Additional funding is being requested under FY 23 Regular Funding
					TC	-	-	-	-	-	-		
					S	-	-	-	-	-	-		
					T	-	-	-	-	-	-		
				Pre-Engineering	F	-	-	-	-	-	-		
					TC	-	-	-	-	-	-		
					S	-	-	-	-	-	-		
					T	-	-	-	-	-	-		
				Design	F	-	-	-	-	-	-		
					TC	-	-	-	-	-	-		
					S	-	-	-	-	-	-		
					T	-	-	-	-	-	-		
				ROW	F	-	-	-	-	-	-		
					TC	-	-	-	-	-	-		
					S	-	-	-	-	-	-		
					T	-	-	-	-	-	-		
				Construction	F	2,080,000	-	-	-	-	-		
					TC	520,000	-	-	-	-	-		
					S	-	-	-	-	-	-		
					T	2,600,000	-	-	-	-	-		
Total Estimated Project Cost					2,600,000	-	-	-	-	2,600,000			

GOVERNMENT OF PUERTO RICO  
PUERTO RICO DEPARTMENT OF TRANSPORTATION AND PUBLIC WORKS  
PUERTO RICO HIGHWAY AND TRANSPORTATION AUTHORITY  
STATEWIDE TRANSPORTATION IMPROVEMENT PROGRAM - FISCAL YEARS 2023-2026  
RECONNECTING COMMUNITIES GRANT (RCP)

**Legend:**  
F - Federal Funds  
TC- Toll Credits Funds  
S - State /Local Funds

Núm.	Fund/ Grant/ Program	Description	Town	Phase	2023	2024	2025	2026	Total Est. Cost	Remarks
1	Reconnecting Communities Pilot Program (RCP)	Reconnecting Santurce	San Juan	NEPA	F				-	
					TC				-	
					S				-	
					T				-	
				Pre-Engineering	F		1,280,000		1,280,000	
					TC		293,565		293,565	
					S		26,435		26,435	
					T		1,600,000		1,600,000	
				Design	F					
					TC					
					S					
					T					
				ROW	F		-	-	-	-
					TC					
					S					
					T					
Construction	F					-				
	TC					-				
	S					-				
	T					-				
Total Estimated Project Cost					-	1,600,000	-	-	1,600,000	
Grand Total					-	1,600,000	-	-	1,600,000	

GOVERNMENT OF PUERTO RICO  
PUERTO RICO DEPARTMENT OF TRANSPORTATION AND PUBLIC WORKS  
PUERTO RICO HIGHWAY AND TRANSPORTATION AUTHORITY  
STATEWIDE TRANSPORTATION IMPROVEMENT PROGRAM - FISCAL YEARS 2023-2026  
**CHARGING AND FUELING INFRASTRUCTURE GRANT (CFI)**

**Legend:**  
F - Federal Funds  
TC- Toll Credits Funds  
S - State /Local Funds

Núm.	Fund/ Grant/ Program	Description	Town	Phase	2023	2024	2025	2026	Total Est. Cost	Remarks
1	Charging and Fueling Infrastructure Grant (CFI)	Puerto Rico Corridors: Alternative Charging and Fueling Infrastructure for All, PR-2, PR-22, and PR-52	San Juan	NEPA	F				-	\$12,870,000 to be covered by private stakeholders.
					TC				-	
					S				-	
					T				-	
				Pre-Engineering	F		-		-	
					TC				-	
					S				-	
					T				-	
				Design	F					
					TC					
					S					
					T					
ROW	F		-	-	-	-				
	TC									
	S									
	T									
Construction	F			51,480,000		51,480,000	-			
	TC					-				
	S					-				
	T			51,480,000		51,480,000				
Total Estimated Project Cost					-	-	51,480,000	-	51,480,000	
Grand Total					-	-	51,480,000	-	51,480,000	

GOVERNMENT OF PUERTO RICO  
PUERTO RICO DEPARTMENT OF TRANSPORTATION AND PUBLIC WORKS  
PUERTO RICO HIGHWAY AND TRANSPORTATION AUTHORITY  
STATEWIDE TRANSPORTATION IMPROVEMENT PROGRAM  
FISCAL YEARS 2023-2026  
FEDERAL LANDS AGREEMENT

**Legend:**  
F - Federal Funds  
TC - Toll Credits Funds  
S - State /Local Funds  
T - Total Funds

AC-Code / Oracle		Description	Town	Phase	Fed. Past Obligations / Locally Funded	STIP Fiscal Year				Future Investment	Total Est. Cost	Remarks
Núm.	# / Fed # / Program Code					2023	2024	2025	2026			
1	PR ERFO FS 2017-1(1) LC	El Yunque National Forest - Emergency Landslide Repairs	Rio Grande	Construction	F	-	2,000,000	-	-	-	2,000,000	
					TC	-	-	-	-	-	-	
					S	-	-	-	-	-	-	
					T		2,000,000				2,000,000	
2	PR ERFO FS 2017-1(2) LC	El Yunque National Forest - Emergency Repairs at PR-930	Rio Grande	Construction	F	-	2,200,000	-	-	-	2,200,000	
					TC	-	-	-	-	-	-	
					S	-	-	-	-	-	-	
					T		2,200,000				2,200,000	
3	PR FEMA 2017-1(10)	PRHTA - FEMA Branch 3 - Contract 1	Islandwide	Construction	F	-	5,000,000	-	-	-	5,000,000	
					TC	-	-	-	-	-	-	
					S	-	-	-	-	-	-	
					T		5,000,000				5,000,000	
4	PR-FEMA 2017-1(12)	PRHTA - FEMA Branch 4 - Contract 2	Islandwide	Construction	F	-	5,000,000	-	-	-	5,000,000	
					TC	-	-	-	-	-	-	
					S	-	-	-	-	-	-	
					T		5,000,000				5,000,000	
5	PR-FEMA 2017-1(14)	PRHTA - FEMA Branch 2 - Contract 3	Islandwide	Construction	F	-	4,000,000	-	-	-	4,000,000	
					TC	-	-	-	-	-	-	
					S	-	-	-	-	-	-	
					T		4,000,000				4,000,000	
6	PR-FEMA 2017-1(16)	PRHTA - FEMA Branch 4 - Contract 3	Islandwide	Construction	F	-	4,000,000	-	-	-	4,000,000	
					TC	-	-	-	-	-	-	
					S	-	-	-	-	-	-	
					T		4,000,000				4,000,000	
7	PR-FEMA 2017-1(8)	PRHTA - FEMA Branch 2 - Contract 1	Islandwide	Construction	F	-	5,000,000	-	-	-	5,000,000	
					TC	-	-	-	-	-	-	
					S	-	-	-	-	-	-	
					T		5,000,000				5,000,000	

GOVERNMENT OF PUERTO RICO  
PUERTO RICO DEPARTMENT OF TRANSPORTATION AND PUBLIC WORKS  
PUERTO RICO HIGHWAY AND TRANSPORTATION AUTHORITY  
STATEWIDE TRANSPORTATION IMPROVEMENT PROGRAM  
FISCAL YEARS 2023-2026  
FEDERAL LANDS AGREEMENT

**Legend:**  
F - Federal Funds  
TC - Toll Credits Funds  
S - State /Local Funds  
T - Total Funds

AC-Code / Oracle		Description	Town	Phase	Fed. Past Obligations / Locally Funded	STIP Fiscal Year				Future Investment	Total Est. Cost	Remarks
Núm.	# / Fed # / Program Code					2023	2024	2025	2026			
8	PR-FLAP LAJAS LCA(1)	Rehabilitate the only Vehicular Entrance to Laguna Cartegana NWR & Replace a section of guardrail	Los Llanos	Design	F	125,000	-	-	-	-	125,000	
					TC	-	-	-	-	-	-	
					S	-	-	-	-	-	-	
					T	125,000					125,000	
9	PR FS ROUTE 10 STORM DAMAGE	El Yunque - Pavement & Drainage Repair 0.5 miles from the intersection with PR-191 to an existing observation	Rio Grande	Design	F	1,500,000	-	-	-	-	1,500,000	
					TC	-	-	-	-	-	-	
					S	-	-	-	-	-	-	
					T	1,500,000					1,500,000	
10	PR FS ROUTE 27 STORM DAMAGE	El Yunque - Landslide and Culvert Repairs starting at the Int. with FS Route 930 to 3.2 miles southeast	Rio Grande	Construction	F	130,000	-	-	-	-	130,000	
					TC	-	-	-	-	-	-	
					S	-	-	-	-	-	-	
					T	130,000					130,000	
11	PR ST FEMA PR (1)	Design of Permanent Repairs in Puerto Rico funded by FEMA	Islandwide	Design	F	36,000,000	-	-	-	-	36,000,000	
					TC	-	-	-	-	-	-	
					S	-	-	-	-	-	-	
					T	36,000,000					36,000,000	
12	RPR ERFO FS 2017-1(3)	El Yunque - Repair storm damage at 43 sites on PR-191 & 3 sites on PR-9938	Rio Grande	Design	F	-	1,000,000	-	-	-	1,000,000	
					TC	-	-	-	-	-	-	
					S	-	-	-	-	-	-	
					T		10,000,000				10,000,000	
13	PR04	Repairs to Slope Failures in PR- 9966/PRDOT El Yunque National Forest	Rio Grande	Design	F	833,327		-	-	-	833,327	
					TC	-		-	-	-	-	
					S	-		-	-	-	-	
					T	833,327					833,327	

							2025 (Bridge Formula Funds)				2026 (Bridge Formula Funds)			
							Bridge (Main)		Off-System Bridges		Bridge (Main)		Off-System Bridges	
							Bridge Rehabilitation and Replacement & Critical Finding	Bridge Preservation	Bridge Rehabilitation and Replacement & Critical Finding	Bridge Preservation	Bridge Rehabilitation and Replacement & Critical Finding	Bridge Preservation	Bridge Rehabilitation and Replacement & Critical Finding	Bridge Preservation
Bridge ID	Road	Km	Feature Intersected	Municipality	Project Type	Project Number	ROW	ROW	ROW	ROW	ROW	ROW	ROW	ROW
105	PR 955	2.00	JUAN GONZALEZ CREEK	RIO GRANDE	PERMANENT	AC-095505								
156	PR 123	56.20	SALTO ABAJO CREEK	UTUADO	PERMANENT	AC-012333					\$70,000.00			
157	PR 123	59.35	EL MUERTO CREEK	UTUADO	PERMANENT	AC-012333								
162	PR 123	66.7	EL JOBO CREEK	ARECIBO	PERMANENT	AC-230014								
176	PR 14	57.25	HONDA CREEK	AIBONITO	PERMANENT	AC-140027					\$250,000.00			
217	PR 106	2.50	GANDEL CREEK	MAYAGUEZ	PERMANENT	AC-010612								
335	PR 155	50.20	MOROVIS RIVER	MOROVIS	PERMANENT	AC-240069								
453	PR 187	1.9	CASTAÑON CHANNEL	RIO GRANDE	PERMANENT									
505	PR 603	0.07	GRANDE DE ARECIBO RIVER	UTUADO	PERMANENT	AC-230032								
512	PR 676	7.3	CIBUCO RIVER	VEGA BAJA	PERMANENT	AC-240068								
530	PR 759	2.8	DE LOS CHINOS CREEK	MAUNABO	PERMANENT	AC-075919					\$618,000.00			
549	PR 825	0.10	GUADIANA RIVER	NARANJITO	PERMANENT	AC-082509								
631	PR 200R	0.30	COFRESI CREEK	VIEQUES	PERMANENT	AC-800478								
670	PR 654	0.2	GRANDE DE ARECIBO RIVER	ARECIBO	PERMANENT	AC-065404								
703	PR 836	4.10	GUAYNABO RIVER	GUAYNABO	PERMANENT	AC-220008					\$150,000.00			
734	PR 336	0.68	LA MANUELA CREEK	GUAYANILLA	PERMANENT	AC-033601								
809	PR 348	17.20	NUEVE PASOS RIVER	SAN GERMAN	CRITICAL FINDING	AC-230015		\$5,295.00						
867	PR-30 EASTBOUND	22.30	HUMACAO RIVER	LAS PIEDRAS	PERMANENT	AC-800588	\$5,000.00							
900	PR 901	6.20	JUAN MARTIN CREEK	YABUCOA	PERMANENT	AC-230009								
1059	PR 646	52.30	INDIO RIVER	VEGA BAJA	PERMANENT	AC-PENDING								
1114	PR-2 EASTBOUND	204.00	GUAYANILLA RIVER, L ROAD	GUAYANILLA	PERMANENT	AC-800586								
1115	PR-2 WESTBOUND	204.00	GUAYANILLA RIVER, L ROAD	GUAYANILLA	PERMANENT	AC-800586								
1133	OFF PR 200	0.01	CREEK	VIEQUES	PERMANENT	AC-800478								
1201	PR 920	0.40	WATERWAY	YABUCOA	PERMANENT	AC-230009								
1311	EUGENIO ASTOR AV.	1.2	BAIROA RIVER	CAGUAS	PERMANENT	AC-230013								
1381	PR 103	3.60	CHANNEL	CABO ROJO	PERMANENT	AC-010313					\$25,000.00			
1497	PR 826	3.00	GUADI ANA RIVER	NARANJITO	PERMANENT	AC-082601								
1740	LOCAL ROAD	0.5	GRANDE DE MAUNABO RIVER	MAUNABO	PERMANENT	AC-230045							\$125,000.00	
1772	PR 167	9.1	LA PLATA RIVER	BAYAMON	PERMANENT	AC-230019								
1851	PR-9929	0.10	CREEK	SAN LORENZO	PERMANENT	AC-992904								
1944	OFF PR 157 AT 3.80	0.1	DE CACAOS CREEK	OROCOVIS	PERMANENT									
2178	SANTA ELENA STREET	0.1	CREEK	YABUCOA	PERMANENT	AC-230009								
2464	OFF PR 747 AT KM 0.2	0.2	TRINIDAD CREEK	GUAYAMA	PERMANENT	AC-230031								
2482	OFF PR-335	0.90	YAUCO RIVER	YAUCO	PERMANENT	AC-230046								

2500	PR 165R	0.10	LA PLATA RIVER	DORADO	PERMANENT	AC-800596	\$14,750.00							
2506	LOCAL ROAD	0.2	CANAS RIVER	AGUADA	PERMANENT	AC-230015			\$2,500.00					
2588	OFF PR 184	0.1	GRANDE DE PATILLAS RIVER	PATILLAS	PERMANENT	AC-230013								
2962	PR-372	16.50	DUEY RIVER	YAUCO	PERMANENT	AC-800595						\$50,000.00		
			TOTAL ROW				\$19,750.00	\$5,295.00	\$2,500.00	\$0.00	\$1,113,000.00	\$50,000.00	\$125,000.00	\$0.00



Appendix A - Bridge Projects

							2025 (Bridge Formula Funds)				2026 (Bridge Formula Funds)			
							Bridge (Main)		Off-System Bridges		Bridge (Main)		Off-System Bridges	
							Bridge Rehabilitation and Replacement & Critical Finding	Bridge Preservation	Bridge Rehabilitation and Replacement & Critical Finding	Bridge Preservation	Bridge Rehabilitation and Replacement & Critical Finding	Bridge Preservation	Bridge Rehabilitation and Replacement & Critical Finding	Bridge Preservation
Bridge ID	Road	Km	Feature Intersected	Municipality	Project Type	Project Number	CONSTRUCTION	CONSTRUCTION	CONSTRUCTION	CONSTRUCTION	CONSTRUCTION	CONSTRUCTION	CONSTRUCTION	CONSTRUCTION
ISLANDWIDE*	ISLANDWIDE*	ISLAND WIDE*	ISLANDWIDE*	ISLANDWIDE*	CRITICAL FINDING	ISLANDWIDE*					\$1,000,000.00			
122	PR 3	68.10	SANTIAGO RIVER	NAGUABO	PERMANENT	AC-301128								
156	PR 123	56.20	SALTO ABAJO CREEK	UTUADO	CRITICAL FINDING	AC-012333								
157	PR 123	59.35	EL MUERTO CREEK	UTUADO	PERMANENT	AC-012333								
158	PR 123	59.00	DEPRESSION	UTUADO	PERMANENT	AC-012332								
162	PR 123	66.70	EL JOBO CREEK	ARECIBO	PERMANENT	AC-230014						\$2,000,000.00		
176	PR 14	57.25	HONDA CREEK	AIBONITO	PERMANENT	AC-140027								
217	PR 106	2.50	GANDEL CREEK	MAYAGUEZ	PERMANENT	AC-010612								
261	PR 128	33.10	PRIETO RIVER	MARICAO	PERMANENT	AC-012838					\$2,500,000.00			
348	PR 777	0.10	CAGUITAS RIVER	CAGUAS	PERMANENT	AC-230013					\$1,000,000.00			
382	PR 7731	0.85	LA PLATA RIVER	CAYEY	CRITICAL FINDING	AC-230013					\$500,000.00			
385	PR 172	9.00	LA JOYUELA CREEK	CIDRA	PERMANENT	AC-230056								
505	PR 603	0.07	GRANDE DE ARECIBO RIVER	UTUADO	PERMANENT	AC-230032								
530	PR 759	2.80	DE LOS CHINOS CREEK	MAUNABO	PERMANENT	AC-075919								
549	PR 825	0.10	GUADIANA RIVER	NARANJITO	PERMANENT	AC-082509					\$7,000,000.00			
670	PR 654	0.20	GRANDE DE ARECIBO RIVER	ARECIBO	PERMANENT	AC-065404								
690	PR 2	0.90	MARTIN PEÑA CHANNEL	SAN JUAN	PERMANENT	AC-230055								
702	PR-681	0.10	CAÑO TIBURONES	ARECIBO	PERMANENT	AC-068112								
703	PR-836	0.20	GUAYNABO RIVER	GUAYNABO	PERMANENT	AC-220008								
730	PR 2	156.40	MAJAGUAL CHANNEL	MAYAGUEZ	PERMANENT	AC-240062								
734	PR-336	0.68	LA MANUELA CREEK	GUAYANILLA	PERMANENT	AC-033601								
809	PR 348	17.20	NUEVE PASOS RIVER	SAN GERMAN	CRITICAL FINDING	AC-230015						\$1,500,000.00		
850	PR-912	5.50	ARENAS CREEK	SAN LORENZO	PERMANENT	AC-230009								
851	PR-765	1.10	BEATRIZ CREEK	CAGUAS	CRITICAL FINDING	AC-230013								
867	PR-30 EASTBOUND	22.30	HUMACAO RIVER	LAS PIEDRAS	PERMANENT	AC-800588					\$13,000,000.00			
900	PR 901	6.20	JUAN MARTIN CREEK	YABUCOA	PERMANENT	AC-230009								
931	PR-30 WESTBOUND	22.70	HUMACAO RIVER	LAS PIEDRAS	PERMANENT	AC-800588					\$13,000,000.00			
1016	PR 18	1.1	PR 23 (ROOSEVELT AVE)	SAN JUAN	CRITICAL FINDING	AC-230057		\$5,291,304.10						
1085	PR-163 WESTBOUND	1.30	PORTUGUES RIVER	PONCE	PERMANENT	AC-230011								
1086	PR 163 EASTBOUND	1.30	PORTUGUES RIVER	PONCE	PERMANENT	AC-230011								
1114	PR-2 EASTBOUND	204.00	GUAYANILLA RIVER, L ROAD	GUAYANILLA	PERMANENT	AC-800586	\$4,763,658.80							
1115	PR-2 WESTBOUND	204.00	GUAYANILLA RIVER, L ROAD	GUAYANILLA	PERMANENT	AC-800586	\$4,763,658.80							
1157	PR 558	0.20	USABON RIVER	BARRANQUITAS	CRITICAL FINDING	AC-230012								
1157	PR 558	0.20	USABON RIVER	BARRANQUITAS	PERMANENT	AC-230012								
1186	PR-708	5.10	CREEK	CAYEY	PERMANENT	AC-070801								

							2025 (Bridge Formula Funds)				2026 (Bridge Formula Funds)			
							Bridge (Main)		Off-System Bridges		Bridge (Main)		Off-System Bridges	
							Bridge Rehabilitation and Replacement & Critical Finding	Bridge Preservation	Bridge Rehabilitation and Replacement & Critical Finding	Bridge Preservation	Bridge Rehabilitation and Replacement & Critical Finding	Bridge Preservation	Bridge Rehabilitation and Replacement & Critical Finding	Bridge Preservation
Bridge ID	Road	Km	Feature Intersected	Municipality	Project Type	Project Number	CONSTRUCTION	CONSTRUCTION	CONSTRUCTION	CONSTRUCTION	CONSTRUCTION	CONSTRUCTION	CONSTRUCTION	CONSTRUCTION
1201	PR 920	0.40	WATERWAY	YABUCOA	PERMANENT	AC-230009								
1289	PR 2R	1.00	YAGUEZ RIVER	MAYAGUEZ	PERMANENT	AC-240062								
1311	EUGENIO ASTOR AV.	1.2	BAIROA RIVER	CAGUAS	PERMANENT	AC-230013			\$2,575,318.05					
1325	PR 757	4.00	DEL APEADERO RIVER	PATILLAS	PERMANENT	AC-230047								
1326	LOCAL ROAD	0.1	MAJAGUAL CREEK	ARROYO	PERMANENT	AC-220060								
1365	PR 102	1.00	BOCA MORENA CREEK	MAYAGUEZ	PERMANENT	AC-240062								
1381	PR 103	3.60	CHANNEL	CABO ROJO	PERMANENT	AC-010313								
1427	PR-111	18.30	GUATEMALA RIVER	SAN SEBASTIÁN	PERMANENT	AC-220038								
1465	PR 150	0.20	JACAGUAS RIVER	VILLALBA	PERMANENT	AC-230014								
1492	OFF PR 110	0.30	CREEK	MOCA	PERMANENT	AC-011020								
1497	PR 826	2.45	GUADIANA RIVER	NARANJITO	PERMANENT	AC-082601								
1597	LOCAL ROAD	0.1	JOBITOS CREEK	VILLALBA	PERMANENT	AC-220061								
1598	LOCAL ROAD	0.05	CARICABOA RIVER	JAYUYA	PERMANENT	AC-220061								
1638	VICTOR ROJAS AVE.	0.10	GRANDE DE ARECIBO RIVER	ARECIBO	PERMANENT	AC-065403					\$10,500,000.00			
1695	PR123	55.10	GRANDE DE ARECIBO RIVER	UTUADO	PERMANENT	AC-210004								
1730	LOCAL ROAD	0.30	DESCALABRADO RIVER	COAMO	CRITICAL FINDING	AC-230012								
1740	LOCAL ROAD	0.5	GRANDE DE MAUNABO RIVER	MAUNABO	PERMANENT	AC-230045							\$4,000,000.00	
1772	PR 167	9.10	LA PLATA RIVER	BAYAMON	PERMANENT	AC-230019								
1851	PR-9929	0.10	CREEK	SAN LORENZO	PERMANENT	AC-992904								
1883	PR-114	4.00	GUANAJIBO RIVER	HORMIGUEROS	PERMANENT	AC-220039								
1962	PR 151	0.17	JACAGUAS RIVER	VILLALBA	PERMANENT	AC-230051								
1976	OFF PR 377	0.1	CONSEJO CREEK	GUAYANILLA	CRITICAL FINDING	AC-220056								
2012	PR 18	4.70	CHARDON STREET	SAN JUAN	PERMANENT	AC-230018		\$4,011,133.30						
2178	SANTA ELENA STREET	0.1	CREEK	YABUCOA	CRITICAL FINDING	AC-230009			\$450,920.74					
2178	SANTA ELENA STREET	0.1	CREEK	YABUCOA	PERMANENT	AC-230009								
2192	CASILLAS STREET	0.05	LOS MUERTOS CREEK	HUMACAO	PERMANENT	AC-230009								
2294	PR 5556	0.5	CUYON RIVER	COAMO	PERMANENT	AC-230012								
2315	PR 53	66.50	GRANDE DE PATILLAS RIVER	PATILLAS	PERMANENT	AC-005382								
2464	OFF PR 747 AT K0.2	0.10	TRINIDAD CREEK	GUAYAMA	PERMANENT	AC-230031								
2472	PR 2	197.30	BERRENCHIN CREEK	YAUCO	PERMANENT	AC-800595								
2482	OFF PR-335	0.90	YAUCO RIVER	YAUCO	PERMANENT	AC-230046								
2499	OFF PR-156	0.10	NARAJOS CREEK	AGUAS BUENAS	PERMANENT	AC-800594				\$518,411.40				
2500	PR-165R	0.10	LA PLATA RIVER	DORADO	PERMANENT	AC-800596								
2506	LOCAL ROAD	0.2	CANAS RIVER	AGUADA	PERMANENT	AC-230015							\$2,000,000.00	
2588	OFF PR 184	0.10	GRANDE DE PATILLAS RIVER	PATILLAS	CRITICAL FINDING	AC-230013								
2627	OFF PR 788	0.10	UNKNOWN CREEK	SAN LORENZO	CRITICAL FINDING	AC-220055								

Appendix A - Bridge Projects

							2025 (Bridge Formula Funds)				2026 (Bridge Formula Funds)			
							Bridge (Main)		Off-System Bridges		Bridge (Main)		Off-System Bridges	
							Bridge Rehabilitation and Replacement & Critical Finding	Bridge Preservation	Bridge Rehabilitation and Replacement & Critical Finding	Bridge Preservation	Bridge Rehabilitation and Replacement & Critical Finding	Bridge Preservation	Bridge Rehabilitation and Replacement & Critical Finding	Bridge Preservation
Bridge ID	Road	Km	Feature Intersected	Municipality	Project Type	Project Number	CONSTRUCTION	CONSTRUCTION	CONSTRUCTION	CONSTRUCTION	CONSTRUCTION	CONSTRUCTION	CONSTRUCTION	CONSTRUCTION
2633	OFF PR-750@KM0.4	0.40	WATERWAY	MAUNABO	PERMANENT	AC-800591			\$583,016.65					
2637	RAMP PR-25 TO PR-1	7.70	PR-35	SAN JUAN	PERMANENT	AC-800596								
2640	PR-1	7.40	SAGRADO CORAZON ST.	SAN JUAN	PERMANENT	AC-800596								
2651	PR 34	1.2	PR 52	CAGUAS	PERMANENT	AC-800594		\$1,675,960.14						
2678	OFF PR-361 AT 4.4	0.80	CAIN RIVER	SAN GERMAN	PERMANENT	AC-220041								
2735	PR 156	57.4	CAGUITAS RIVER	CAGUAS	PERMANENT	AC-800594		\$1,217,911.70						
2763	OFF PR 332 @ K0.97	0.97	LOCO RIVER	GUANICA	CRITICAL FINDING	AC-220056		.						
2764	URBAN LOCAL ROAD	0.15	CAGUITAS RIVER	CAGUAS	PERMANENT	AC-800594				\$138,479.76				
2793	PR-25	3.40	SAN ANTONIO CHANNEL	SAN JUAN	PERMANENT	AC-800596								
2854	PR 102 KM 2.5	2.50	LLAVAT CHANNEL	MAYAGUEZ	PERMANENT	AC-240062								
2855	PR 102	2.85	CHANNEL	MAYAGUEZ	PERMANENT	AC-240062								
2877	PR-2	162.85	PR-319	HORMIGUEROS	PERMANENT	AC-220042								
2899	PR-2	173.65	HOSP CONCEPCION ACCESS	SAN GERMAN	PERMANENT	AC-220043								
2944	Off PR-511 At 12.7	12.70	INABON RIVER	PONCE	PERMANENT	AC-230014								
2962	PR-372	16.50	DUEY RIVER	YAUCO	PERMANENT	AC-800595						\$1,500,000.00		
2593	PR 28	6.20	PR 2	GUAYNABO	PERMANENT	AC-230026								
			TOTAL CONSTRUCTION				\$9,527,317.60	\$12,196,309.24	\$3,609,255.44	\$656,891.16	\$48,500,000.00	\$5,000,000.00	\$6,000,000.00	\$0.00
			TOTAL ROW				\$19,750.00	\$5,295.00	\$2,500.00	\$0.00	\$1,113,000.00	\$50,000.00	\$125,000.00	\$0.00
			TOTAL ROW + CONST				\$9,547,067.60	\$12,201,604.24	\$3,611,755.44	\$656,891.16	\$49,613,000.00	\$5,050,000.00	\$6,125,000.00	\$0.00
			FUND TOTALS (RR + PRES)				\$21,748,671.84		\$4,268,646.60		\$54,663,000.00		\$6,125,000.00	
			FY TOTALS (MAIN AND OFF-SYSTEM BRIDGES)				\$26,017,318.44				\$60,788,000.00			

Projects may move between fiscal years based on PS&E readiness and budget availability.

\*Line Item to address those bridges that require immediate attention due to any local emergency or critical finding islandwide.

ADDITIONAL BRIDGE CONSTRUCTION PROJECTS TO BE WORKED FOR ALL BRIDGE PROGRAMS*								
Bridge ID	AC Code	Road	Km	Feature Intersected	Municipality	Project Type	Bridge Rehabilitation and Replacement	Bridge Preservation
62		PR 115	17.80	GRANDE RIVER	AGUADA	CRITICAL FINDING	\$350,000.00	
105	095505	PR 955	2.00	JUAN GONZALEZ CREEK	RIO GRANDE	PERMANENT	\$1,600,000.00	
145		PR-10	2.95	PORTUGUES RIVER	PONCE	CRITICAL FINDING	\$1,793,880.00	
145		PR-10	2.95	PORTUGUES RIVER	PONCE	PERMANENT	\$5,704,538.40	
155		PR 123	56.00	CAMBALACHE CREEK	UTUADO	CRITICAL FINDING	\$250,000.00	
155		PR 123	56.00	CAMBALACHE CREEK	UTUADO	PERMANENT	\$1,320,000.00	
156	012333	PR 123	56.20	SALTO ABAJO CREEK	UTUADO	PERMANENT	\$2,000,000.00	
156	012333	PR 123	56.20	SALTO ABAJO CREEK	UTUADO	PERMANENT	\$1,600,000.00	
157	012333	PR 123	59.35	EL MUERTO CREEK	UTUADO	PERMANENT	\$2,400,000.00	
158	012333	PR 123	59.00	DEPRESSION	UTUADO	PERMANENT	\$1,700,000.00	
175		PR-14	39.27	CUYON RIVER	COAMO	PERMANENT	\$8,500,000.00	
176	AC-140027	PR 14	57.25	HONDA CREEK	AIBONITO	PERMANENT	\$3,700,000.00	
177		PR 14	63.30	MATON RIVER	CAYEY	CRITICAL FINDING	\$500,000.00	
177		PR 14	63.30	MATON RIVER	CAYEY	PERMANENT	\$6,000,000.00	
181		PR 15	1.04	GUAMANI RIVER	GUAYAMA	CRITICAL FINDING	\$800,000.00	
181		PR 15	1.04	GUAMANI RIVER	GUAYAMA	PERMANENT	\$1,507,275.00	
217	AC-010612	PR 106	2.5	GANDEL CREEK	MAYAGUEZ	PERMANENT	\$4,500,000.00	
253		PR 119	23.60	ARENAS RIVER	LAS MARIAS	CRITICAL FINDING	\$420,000.00	
335	240069	PR 155	50.20	MOROVIS RIVER	MOROVIS	PERMANENT	\$6,000,000.00	
371		PR-888	1.00	MALARIA CHANNEL	CATANO	CRITICAL FINDING	\$1,500,000.00	
371		PR-888	1.00	MALARIA CHANNEL	CATANO	PERMANENT	\$2,480,000.00	
376		PR-167	13.70	CANCEL CREEK	BAYAMON	PERMANENT	\$3,000,000.00	
385	AC-230056	PR 172	9.00	LA JOYUELA CREEK	CIDRA	PERMANENT	\$1,175,000.00	
386	240078	PR 172	13.7	SABANA RIVER	CIDRA	PERMANENT	\$2,000,000.00	
453		PR 187	1.90	CASTAÑON CHANNEL	RIO GRANDE	PERMANENT	\$1,750,000.00	
493	240083	PR 518	0.05	SALTILLO RIVER	ADJUNTAS	PERMANENT	\$1,204,160.00	
505	AC-230032	PR 603	0.07	GRANDE DE ARECIBO RIVER	UTUADO	PERMANENT	\$13,000,000.00	
512	240068	PR 676	7.10	CIBUCO RIVER	VEGA BAJA	PERMANENT	\$2,000,000.00	
530	AC-075919	PR 759	2.80	DE LOS CHINOS CREEK	MAUNABO	PERMANENT	\$1,600,000.00	
548		RURAL LOCAL ROAD	2.40	YAUCO RIVER	GUAYANILLA	PERMANENT	\$1,650,000.00	
549	AC-082509	PR 825	0.10	GUADIANA RIVER	NARANJITO	PERMANENT	\$5,000,000.00	
623		PR-378	7.40	GUAYANILLA RIVER	GUAYANILLA	CRITICAL FINDING	\$243,984.00	
623		PR-378	7.40	GUAYANILLA RIVER	GUAYANILLA	PERMANENT	\$1,500,000.00	
631	AC-800478	PR 200R	0.10	COFRESI CREEK	VIEQUES	PERMANENT		\$7,400,000.00
635		PR-165	25.40	COCAL RIVER	TOA BAJA	CRITICAL FINDING	\$1,320,480.00	
635		PR-165	25.40	COCAL RIVER	TOA BAJA	PERMANENT	\$7,565,250.00	
647		PR 102	28.20	MERCADO CREEK	SAN GERMAN	CRITICAL FINDING	\$350,000.00	
703	AC-220008	PR-836	0.20	GUAYNABO RIVER	GUAYNABO	PERMANENT	\$8,000,000.00	
734	AC-033601	PR 336	0.68	LA MANUELA CREEK	GUAYANILLA	PERMANENT	\$2,383,600.00	
781		PR 975	6.70	RIO ABAJO CREEK	CEIBA	CRITICAL FINDING	\$350,000.00	
850	AC-230009	PR-912	5.50	ARENAS CREEK	SAN LORENZO	PERMANENT	\$2,500,000.00	
851	AC-230013	PR-765	1.10	BEATRIZ CREEK	CAGUAS	PERMANENT	\$1,775,000.00	
878		PR-111	63.70	VIVI RIVER	UTUADO	PERMANENT	\$5,550,000.00	
901	240087	PR 110R	12.8	PR 111	MOCA	PERMANENT	\$4,579,200.00	
934	AC-240061	PR 60 EASTBOUND	0.60	PR 198 Ramp; HUMACAO RIVER	HUMACAO	PERMANENT		\$14,365,200.00
953	TBD	PR 1 NORTHBOUND	15.4	SAN ROBERTO STREET	SAN JUAN	PERMANENT	\$5,791,840.00	
954	TBD	PR 1 SOUTHBOUND	15.4	SAN ROBERTO STREET	SAN JUAN	PERMANENT	\$5,834,240.00	
992	AC-240057	PR 30	0.95	BAIROA RIVER	CAGUAS	PERMANENT	\$3,800,000.00	
994	AC-240057	PR 30	0.80	PR 796	CAGUAS	PERMANENT	\$3,600,000.00	
1000	AC-240060	MON SERRATE AVE.	2.60	PR 26	CAROLINA	PERMANENT	\$6,400,000.00	
1008		PR 18	2.50	PR 17 (PINERO AVENUE)	SAN JUAN	PERMANENT	\$15,175,000.00	
1012		PR 18	2.60	DOMENECH STREET	SAN JUAN	PERMANENT	\$11,275,000.00	
1016		PR 18	1	PR 23 (ROOSEVELT AV.)	SAN JUAN	PERMANENT	\$17,000,000.00	
1051	240088	PR 927	7.9	BLANCO RIVER	NAGUABO	PERMANENT	\$3,693,600.00	
1053	240085	PR 649	1	CIALITOS RIVER	CIALES	PERMANENT	\$4,952,160.00	
1059	240067	PR-646	52.3	INDIO RIVER	VEGA BAJA	PERMANENT	\$5,989,020.00	
1085	AC-230011	PR-163 WESTBOUND	1.30	PORTUGUES RIVER	PONCE	PERMANENT		\$5,500,000.00
1086	AC-230011	PR 163 EASTBOUND	1.30	PORTUGUES RIVER	PONCE	PERMANENT		\$5,500,000.00
1099	240081	PR 30 EASTBOUND	14.1	PR 31	JUNCOS	PERMANENT	\$6,713,280.00	
1100	240081	PR 30 WESTBOUND	14.2	PR 31	JUNCOS	PERMANENT	\$6,713,280.00	
1101	240081	PR 30 EASTBOUND	14.3	VALENCIANO RV. & L.	JUNCOS	PERMANENT	\$16,057,440.00	
1102	240081	PR 30 WESTBOUND	14.3	VALENCIANO RV. & L.	JUNCOS	PERMANENT	\$16,057,440.00	
1112		OFF PR 4484	0.2	DEPRESSION	QUEBRADILLAS	PERMANENT	\$4,640,000.00	
1124		PR 890	0.04	HONDO RIVER	BAYAMON	CRITICAL FINDING	\$2,000,000.00	
1125		OFF PR 372	0.3	DUEY RIVER	YAUCO	PERMANENT	\$3,960,000.00	
1133	AC-800478	OFF PR 200	0.01	CREEK	VIEQUES	PERMANENT	\$3,000,000.00	
1134	240086	PR 165	36.8	PR 24	GUAYNABO	PERMANENT	\$14,850,400.00	
1142		PR 418	0.50	CULEBRINAS RIVER	AGUADILLA	CRITICAL FINDING	\$3,095,216.00	
1157	AC-230012	PR 558	0.20	USABON RIVER	BARRANQUITAS	PERMANENT	\$1,500,000.00	
1194	AC-240062	PR-102	1.80	YAGUEZ RIVER	MAYAGUEZ	PERMANENT		\$1,487,600.00
1245	240092	PR 30R	0.7	CATTLE PASS	HUMACAO	PERMANENT		\$1,666,560.00
1246	240092	PR 30R	27.8	PR 908	HUMACAO	PERMANENT		\$5,230,800.00
1247	240092	PR 30R	28.2	MARIANA CREEK	HUMACAO	PERMANENT		\$5,605,200.00
1258	TBD	PR-1	15.10	PR-18 (LAS AMERICAS EXP.)	SAN JUAN	PERMANENT	\$6,105,120.00	
1259	TBD	PR 1	15.1	PR 52	SAN JUAN	PERMANENT	\$16,757,760.00	
1325	AC-230047	PR 757	4.00	DEL APEADERO RIVER	PATILLAS	PERMANENT		\$915,000.00
1344	AC-240060	MARGINAL STREET AT PR-26	0.10	SUAREZ CHANNEL	CAROLINA	PERMANENT	\$3,500,000.00	
1351		LOCAL ROAD OFF PR 185	6.1	CUBUY RIVER	CANOVANAS	PERMANENT	\$3,300,000.00	
1357	AC-240060	MARGINAL STREET AT PR-26	0.10	SUAREZ CHANNEL	CAROLINA	PERMANENT	\$4,300,000.00	
1377		RURAL LOCAL ROAD	0.01	CUBUY RIVER	CANOVANAS	PERMANENT	\$2,000,000.00	
1379		PR 651	0.85	CREEK	ARECIBO	CRITICAL FINDING	\$420,000.00	
1381	AC-010313	PR 103	3.60	CHANNEL	CABO ROJO	PERMANENT	\$1,500,000.00	

ADDITIONAL BRIDGE CONSTRUCTION PROJECTS TO BE WORKED FOR ALL BRIDGE PROGRAMS*								
Bridge ID	AC Code	Road	Km	Feature Intersected	Municipality	Project Type	Bridge Rehabilitation and Replacement	Bridge Preservation
1497	AC-082601	PR 826	2.45	GUADIANA RIVER	NARANJITO	PERMANENT	\$6,369,700.00	
1621		PR-187	29.90	LA VEGA CREEK	RIO GRANDE	PERMANENT	\$4,475,000.00	
1650	240077	PR 14	11.1	GUAYO RIVER & LOCAL	JUANA DIAZ	PERMANENT	\$4,984,980.00	
1683	AC-240049	OFF PR 603 @1.0	0.10	GUAONICA RIVER	UTUADO	PERMANENT	\$1,760,092.25	
1718	240091	PR 111	14.95	AGUAS SALADAS CREEK	SAN SEBASTIÁN	PERMANENT		\$1,147,840.00
1730	AC-230012	LOCAL ROAD	0.30	DESCALABRADO RIVER	COAMO	PERMANENT	\$1,197,100.00	
1737	240104	PR 3	132.5	NIGUA RIVER	ARROYO	PERMANENT		\$2,113,200.00
1760		PR-867	4.5	CHANNEL	TOA BAJA	PERMANENT	\$3,712,500.00	
1819	240079	PR-181	5.50	GRANDE DE LOIZA RIVER	TRUJILLO ALTO	PERMANENT	\$18,555,360.00	
1846		PR 833	12.10	GUAYNABO RIVER	GUAYNABO	CRITICAL FINDING	\$1,000,000.00	
1851	AC-992904	PR-9929	0.10	CREEK	SAN LORENZO	PERMANENT	\$3,000,000.00	
1849		PERIFERAL ST.	0.40	PR-20 (MRTNZ. NADAL EXP)	GUAYNABO	PERMANENT	\$3,000,000.00	
1932	AC-240063	PR 60	1.70	LOCAL ROAD & MABU CREEK	HUMACAO	PERMANENT		\$26,173,500.00
1944		OFF PR 157 AT 3.80	0.1	DE CACAOS CREEK	OROCOVIS	PERMANENT	\$1,300,000.00	
1945		PR 114	5.60	GUANAJIBO RIVER	HORMIGUEROS	CRITICAL FINDING	\$1,000,000.00	
1951	240084	OFF PR 704	2	OBISPO CREEK	COAMO	PERMANENT	\$3,300,000.00	
1962	AC-230051	PR 151	0.17	JACAGUAS RIVER	VILLALBA	PERMANENT	\$5,500,000.00	
1978	240083	COLLING STREET	0.1	SANTA CLARA CREEK	JAYUYA	PERMANENT	\$568,160.00	
2080	AC-240060	PR 37	0.90	PR 26	SAN JUAN	PERMANENT	\$2,600,000.00	
2084	240080	PR 165	11.6	LAJAS RIVER	TOA ALTA	PERMANENT	\$2,539,200.00	
2110	240082	LOS DOMINICOS AVE.	0.4	LEVITTOWN CHANNEL	TOA BAJA	PERMANENT	\$4,058,400.00	
2111	240082	LOS DOMINICOS AVE.	0.4	LEVITTOWN CHANNEL	TOA BAJA	PERMANENT	\$4,058,400.00	
2143		29 STREET S.E.	0.1	DO&#165;A ANA CREEK	SAN JUAN	PERMANENT	\$660,000.00	
2150		ACUARIO STREET	0.01	SAN JOSE LAGOON CHANNEL	CAROLINA	PERMANENT	\$5,000,000.00	
2151		LUNA STREET	0.01	SAN JOSE LAGOON CHANNEL	CAROLINA	PERMANENT	\$5,000,000.00	
2179		FLO. ROMERO ST.	0.1	CREEK	CAGUAS	PERMANENT	\$1,650,000.00	
2229	240091	PR 2	130.12	PR 111	AGUADILLA	PERMANENT	\$3,000,160.00	
2234	AC-240061	PR 30	30.10	DIRT ROAD RAMP; WATERWAY	HUMACAO	PERMANENT		\$20,140,000.00
2244		OFF PR 902	0.2	CAPELES CREEK	SAN LORENZO	PERMANENT	\$1,545,000.00	
2249	240077	PR-149	67.50	LA JOYA CREEK	PONCE	PERMANENT		\$4,492,800.00
2254	240084	OFF PR 173	0.1	HONDA CREEK	AIBONITO	PERMANENT	\$1,650,000.00	
2275		PR-26	3.80	TAPIA & DEGETAU STREET	SAN JUAN	PERMANENT	\$1,500,000.00	
2276		PR-26	4.30	PROVIDENCIA STREET	SAN JUAN	PERMANENT	\$1,500,000.00	
2294	AC-230012	PR 5556	0.5	CUYON RIVER	COAMO	PERMANENT		\$1,000,000.00
2321	240077	PR 500	0.5	CA&#165;AS RIVER	PONCE	PERMANENT	\$5,550,160.00	
2392	AC-240057	OFF PR 191	1.10	WATERWAY	NAGUABO	PERMANENT	\$1,800,000.00	
2456		OFF PR 111 AT KM 15.4	0.4	CULEBRINAS RIVER	SAN SEBASTIÁN	PERMANENT	\$2,012,957.00	
2474	AC-240062	PR-2	157.90	SABALOS CHANNEL	MAYAGUEZ	PERMANENT		\$1,213,500.00
2500	AC-800596	PR-165R	0.10	LA PLATA RIVER	DORADO	PERMANENT	\$13,000,000.00	
2550	240089	OFF PR 535	0.1	CA&#165;AS RIVER	JUANA DIAZ	PERMANENT	\$1,824,000.00	
2553		OFF PR 765	2.7	BLANCA CREEK	SAN LORENZO	PERMANENT	\$1,650,000.00	
2573		OFF PR 372 AT KM 7.2	0.2	DUEY RIVER	YAUCO	PERMANENT	\$1,650,000.00	
2588	AC-230013	OFF PR 184 AT KM12.1	0.10	GRANDE DE PATILLAS RIVER	PATILLAS	PERMANENT	\$850,000.00	
2631		OFF PR 123	0.2	ADJUNTAS RIVER	UTUADO	PERMANENT	\$2,000,000.00	
2650	240104	PR 54	5.3	PATILLAS CHANNEL	ARROYO	PERMANENT		\$1,137,920.00
2701	240091	PR 111	26.7	SALTO COLLAZO CREEK	SAN SEBASTIÁN	PERMANENT		\$1,303,200.00
2707	240104	PR 3 KM 132.0	133.8	NIGUA RIVER	ARROYO	PERMANENT		\$7,776,480.00
2709		OFF 348 @ KM 1.2	1.2	BRUJO RIVER	SAN GERMAN	PERMANENT	\$2,000,000.00	
2736	AC-230013	PR-7736	0.10	PLATA CREEK	CAYEY	PERMANENT	\$5,111,300.00	
2749		LOCAL ROAD OFF PR 730 AT KM3.9	1.3	MATON RIVER	CAYEY	PERMANENT	\$2,000,000.00	
2760	AC-240056	PR 200R	75.80	GRANDE DE ARECIBO RIVER	ARECIBO	PERMANENT		\$9,686,000.00
2853	AC-240062	PR-102	1.70	YAGUEZ RIVER	MAYAGUEZ	PERMANENT		\$3,833,700.00
2860		LAS LOZAS STREET OFF PR 134 AT KM1.7	0.2	CAMUY RIVER	UTUADO	PERMANENT	\$3,960,000.00	
2863	AC-240049	5567	1.60	Bauta River	Morovis	PERMANENT	\$7,888,795.78	
2943		Off PR-511 AT 12.7	12.7	INABON RIVER	PONCE	CRITICAL FINDING	\$360,000.00	
2943		Off PR-511 AT 12.7	12.7	INABON RIVER	PONCE	PERMANENT	\$1,300,000.00	
2952		OFF PR-157 AT 2.35	0.48	RIACHUELOS RIVER	OROCOVIS	PERMANENT	\$600,000.00	
2961	240091	PR 2	127.4	ACESS TO PR 2	AGUADILLA	PERMANENT		\$1,314,560.00
2962	AC-800595	PR-372	16.50	DUEY RIVER	YAUCO	PERMANENT		\$1,000,000.00
3015		Off PR-3 Km.153.20	0.7	Unnamed Creek	SALINAS	PERMANENT	\$1,040,000.00	
3043	240085	PR 802 OFF	0.6	Waterway	COROZAL	PERMANENT	\$424,000.00	
3074	240090	Carretera Bo. Can.	0	Canal Creek	LAJAS	PERMANENT	\$446,880.00	

\*

1) These projects are based on the priorities and inspection reports available on February 2022. The final list of project and their order of execution and bidding may vary.

2) Preliminary estimate based on deck area and typical construction unit cost for the expected scope.

2025		
DESCRIPTION	MUNICIPALITY	COST ESTIMATE
Highway Safety Patrols (SEGURO) Operation and TIM Data Collection and Reporting Services	Varies	\$ 8,094,428
Highway Safety Improvements of <b>PR-385</b> from Km 0 to Km 5.3	Peñuelas	\$ 8,979,365
Safety Improvements <b>PR-420</b> from km 0 to km 9.4	Moca	\$ 7,705,040
Development, Implementation and Evaluation of the Puerto Rico Strategic Highway Safety Plan	Islandwide	\$ 886,593
Widening <b>PR-100</b> km 8.4 - Km 14.7 (VRU funds)	Cabo Rojo	\$ 4,100,301
TOTAL		\$ 29,765,727

2026		
DESCRIPTION	MUNICIPALITY	COST ESTIMATE
Highway Safety Patrols (SEGURO) Operation and TIM Data Collection and Reporting Services	Islandwide	\$ 8,500,000
<b>PR-107</b> Km. 0 to km 2.34 (Unit 1) *	Aguadilla	\$ 8,438,228
<b>PR-107</b> Km. 2.34 to km 4.2 (Unit 2) - VRU funds	Aguadilla	\$ 8,500,000
Safety Improvements <b>PR-2</b> Km 214.5 to km 216.5	Peñuelas	\$ 6,875,000
Development, Implementation and Evaluation of the Puerto Rico Strategic Highway Safety Plan	Islandwide	\$ 900,000
TOTAL		\$ 33,213,228

\* Will use CarryOver funds from FFY2025

2025		
DESCRIPTION	MUNICIPALITY	COST ESTIMATE
Pavement Reconstruction of <b>PR-779</b> from km 0 to km 10.86	Comerio	\$ 7,672,131.85
Additional Funds for Earmarked Project Reconstruction of <b>PR-181</b> km 38.6 to km 55.0	Gurabo	\$ 11,960,959.50
Additional Funds for <b>PR-52</b> Northbound (Pavement Set Aside)	San Juan - Caguas	\$ 13,761,851.05
TOTAL		\$ 33,394,942.40

2026		
DESCRIPTION	MUNICIPALITY	COST ESTIMATE
Pavement Reconstruction of <b>PR-765</b> from Km 0 to Km 11.2	Caguas	\$ 10,000,000.00
Pavement Reconstruction at <b>PR-26</b> Km 8.75 - Km 15.5 Units 2A & 2C	San Juan - Carolina	\$ 22,800,000.00
Pavement Reconstruction of <b>PR-3</b> from Km 37.37 to 40.4 (Pavement Set Aside)* Phase 1	Luquillo-Fajardo	\$ 22,092,131.35
Pavement Reconstruction of <b>PR-3</b> from Km 0.36 to Km 5.76 (Phase 1)	San Juan	\$ 20,000,000.00
Pavement Reconstruction of <b>PR-1</b> km 32.5 - km 34	Caguas	\$ 8,000,000.00
TOTAL		\$ 82,892,131.35

\* Will use CarryOver funds from FFY2025

Appendix D - ITS Projects

2023		
DESCRIPTION		COST ESTIMATE
TSM&O Program Management and Support (Management, Documentation, Design, Support, etc.)		\$ 600,000.00
Operational Activities		\$ 2,065,000.00
ITS Device Preservation and Repair		\$ 2,670,000.00
ITS Device Deployment (Construction)		\$ 1,515,000.00
Total		\$ 6,850,000.00
2024		
DESCRIPTION		COST ESTIMATE
TSM&O Program Management and Support (Management, Documentation, Design, Support, etc.)		\$ 600,000.00
Operational Activities		\$ 2,065,000.00
ITS Device Preservation and Repair		\$ 2,670,000.00
ITS Device Deployment (Construction)		\$ 1,515,000.00
Total		\$ 6,850,000.00
2025		
DESCRIPTION		COST ESTIMATE
TSM&O Program Management and Support (Management, Documentation, Design, Support, etc.)		\$ 600,000.00
Operational Activities		\$ 2,065,000.00
ITS Device Preservation and Repair		\$ 2,670,000.00
ITS Device Deployment (Construction)		\$ 1,515,000.00
Total		\$ 6,850,000.00
2026		
DESCRIPTION		COST ESTIMATE
TSM&O Program Management and Support (Management, Documentation, Design, Support, etc.)		\$ 600,000.00
Operational Activities		\$ 2,065,000.00
ITS Device Preservation and Repair		\$ 2,670,000.00
ITS Device Deployment (Construction)		\$ 1,515,000.00
Total		\$ 6,850,000.00

\*Projects may move between fiscal years based on PS readiness and budget availability.



Competitive Grants*								
STIP FY 2023-2026								
Applicant	Description	Municipality	Project Phase	Expected Application Year	Grant	Toll Credits	State Funds	Total Estimated Cost
Municipality of Bayamón	(CFI Grant) Charging and Fueling Infrastructure for 6 locations in the Municipality of Bayamón	Bayamón	C	2025	\$7,225,200.00	\$0.00	\$0.00	\$7,225,200.00
PRHTA	PR-2 Conversion Extension	Mayaguez - Hormigueros - San Germán	C	2029	\$100,000,000.00	\$0.00	\$0.00	\$100,000,000.00
PRHTA	Loíza Bypass from PR-188 to PR-187	Loíza	C	2029	\$23,325,000.00	\$0.00	\$0.00	\$23,325,000.00
PRHTA	Higuillar Avenue form Efron Avenue / PR-696 to PR-694 / PR-22	Dorado	C	2026	\$60,000,000.00	\$0.00	\$0.00	\$60,000,000.00
PRHTA	DTL Phases IV and V	San Juan - Trujillo Alto - Caguas	C	2026	\$60,000,000.00	\$0.00	\$0.00	\$60,000,000.00
PRHTA	Intersection PR-1 & PR-52	Ponce	C	2026	\$35,000,000.00	\$0.00	\$0.00	\$35,000,000.00
PRHTA	Intersection PR-165 & PR-28	Guaynabo	C	2026	\$30,000,000.00	\$0.00	\$0.00	\$30,000,000.00
PRHTA	Intersection PR-22 & PR-18	San Juan	C	2025	\$45,000,000.00	\$0.00	\$0.00	\$45,000,000.00
PRHTA	Intersection PR-18 & PR-17	San Juan	C	2025	\$55,000,000.00	\$0.00	\$0.00	\$55,000,000.00
PRHTA	Intersection PR-177 & Ave. Ramirez de Arellano	San Juan	C	2026	\$15,000,000.00	\$0.00	\$0.00	\$15,000,000.00
PRHTA	Geometric Improvements PR-199	San Juan	C	2025	\$5,000,000.00	\$0.00	\$0.00	\$5,000,000.00
PRHTA	Widening of PR-545 near PR-52 to PR-14	Coamo	C	2026	\$6,500,000.00	\$0.00	\$0.00	\$6,500,000.00
PRHTA	Cidra Connector, from Industrial Avenue to PR-184 - Phase 1	Cidra	C	2029	\$65,000,000.00	\$0.00	\$0.00	\$65,000,000.00
PRHTA	Cidra Connector, from Industrial Avenue to PR-184 - Phase 2	Cidra	C	2029	\$42,100,000.00	\$0.00	\$0.00	\$42,100,000.00

Applicant	Description	Municipality	Project Phase	Expected Application Year	Grant	Toll Credits	State Funds	Total Estimated Cost
PRHTA	Cidra Connector, from Industrial Avenue to PR-184 - Phase 3	Cidra	C	2029	\$47,000,000.00	\$0.00	\$0.00	\$47,000,000.00
PRHTA	Relocation of <b>PR-111</b> from PR-111/PR-451 to PR-111/PR-111R	San Sebastián - Lares	C	2026	\$90,000,000.00	\$0.00	\$0.00	\$90,000,000.00
PRHTA	Extension <b>PR-5</b> , from PR-199 to PR-167	Bayamón	C	2026	\$226,500,000.00	\$0.00	\$0.00	\$226,500,000.00
PRHTA	Expressway Conversion of <b>PR-2</b>	Ponce - Mayaguez	C	2029	\$230,000,000.00	\$0.00	\$0.00	\$230,000,000.00
PRHTA	Extension <b>PR-22</b> from PR-22/PR-2 to PR-2/PR-111	Hatillo - Aguadilla	C	2026	\$1,183,000,000.00	\$0.00	\$0.00	\$1,183,000,000.00
PRHTA	Geometric Improvements at Intersections	Bayamón	C	2026	\$8,000,000.00	\$0.00	\$0.00	\$8,000,000.00

\*This table includes projects which will be using competitive-based funds.

FY2027 Proposed Projects*								
Program	Description	Municipality	Project Phase	Expected Obligation Year	Federal Share	Toll Credits	State Funds	Total Estimated Cost
Detailed Project	Additional Funds - DTL Noise Barriers	San Juan - Trujillo Alto - Caguas	C	2027	\$2,400,000.00	\$600,000.00	\$0.00	\$3,000,000.00
Detailed Project	Aguas Buenas Bypass	Aguas Buenas	R	2027	\$5,600,000.00	\$1,400,000.00	\$0.00	\$7,000,000.00
Detailed Project	Cayey Connector PR-158	Cayey	R	2025	\$800,000.00	\$200,000.00	\$0.00	\$1,000,000.00
Detailed Project	Construction of Interchange at PR-199 / PR-845, including Widening of PR-845	San Juan - Trujillo Alto	R	2027	\$4,000,000.00	\$1,000,000.00	\$0.00	\$5,000,000.00
Detailed Project	Noise Barriers - Rio Hondo II, PR-22	Bayamón - Toa Alta	C	2027	\$2,400,000.00	\$600,000.00	\$0.00	\$3,000,000.00
Detailed Project	Cidra Connector from Industrial Avenue to PR-184 - Phase I between Int. PR-1 to PR-743	Cidra	R	2026	\$2,400,000.00	\$600,000.00	\$0.00	\$3,000,000.00
Detailed Project	New Ramp from PR-30 to PR-189	Gurabo	C	2027	\$6,400,000.00	\$1,600,000.00	\$0.00	\$8,000,000.00
Detailed Project	Extension PR-22 from PR-22/PR-2 to PR-2/PR-111 Financial Plan	Hatillo - Aguadilla	PE	2026	\$800,000.00	\$200,000.00	\$0.00	\$1,000,000.00
Detailed Project	Access Improvements to Aguadilla Airport, from PR-110 to PR-107, Includes Burns Street Connector	Aguadilla	R	2027	\$2,400,000.00	\$600,000.00	\$0.00	\$3,000,000.00
Detailed Project	Relocation of PR-111 from Int PR-111/PR-451 to Int PR-111/PR-111R	San Sebastián - Lares	R	2026	\$800,000.00	\$200,000.00	\$0.00	\$1,000,000.00
Detailed Project	PR-10	Utuaado - Adjuntas	R	2026	\$1,600,000.00	\$400,000.00	\$0.00	\$2,000,000.00
Safety	Safety Improvements at PR-782 from km 0 to km 10	Cidra	C	2027	\$8,000,000.00	\$2,000,000.00	\$0.00	\$10,000,000.00
Safety	Safety Improvements Int. PR-119 & PR-4491	Camuy	C	2027	\$3,200,000.00	\$800,000.00	\$0.00	\$4,000,000.00

\*This table is for illustrative purposes. It includes projects from the next transportation legislation: FY2027-2030. Will be prograded based on readiness and available funding.

Fiscal performance after measures

In \$ thousands	FY2022	FY2023	FY2024	FY2025	FY2026	FY2027	FY2028
Toll fares	153,520	176,270	188,544	193,046	197,890	213,892	222,360
Gasoline Tax	137,543	173,337	172,093	172,848	174,012	176,616	178,171
Diesel Tax	16,914	21,184	21,184	21,184	21,184	21,184	21,184
Petroleum Products Tax	214,853	198,406	198,406	198,406	198,406	198,406	198,406
Cigarettes taxes	19,992	19,992	19,992	19,992	19,992	19,992	19,992
Motor Vehicle License Fees	30,872	30,397	30,179	30,312	30,516	30,972	31,245
Act 30 - Licenses Fees Transferred to Act	103,606	102,013	101,281	101,726	102,410	103,943	104,858
Other	35,505	17,926	17,926	17,926	17,926	17,926	17,926
Transit Revenues	4,973	7,362	9,752	11,963	14,180	14,392	14,605
Electronic Toll Fines	36,432	43,110	42,582	43,794	44,382	44,543	44,802
Other income	10,270	10,441	10,981	10,895	8,614	8,988	9,276
Operating FTA funds	20,000	20,000	20,000	20,000	20,000	20,000	20,000
Operating Revenue (excluding Clawbacks)	225,195	257,183	271,860	279,697	285,066	301,814	311,043
Operating Revenue	784,480	820,436	832,919	842,089	849,511	870,852	882,823
FHWA Funds	149,043	268,945	249,269	263,791	229,057	212,027	169,603
Discretionary Federal Funds	-	-	-	-	-	-	-
Main CW CapEx Appropriation	53,020	53,761	54,370	55,027	55,797	56,600	57,417
Other CW State Funds	90,000	-	-	-	-	-	-
Federal Emergency Revenues	52,899	71,432	66,771	30,443	22,231	-	-
Local Emergency Revenues	-	-	-	-	-	-	-
CapEx FTA funds	53,106	39,353	20,640	17,100	43,362	17,646	17,924
Capital Contribution - Federal	202,149	308,298	269,909	280,891	272,419	229,673	187,528
Capital Contribution - State	143,020	53,761	54,370	55,027	55,797	56,600	57,417
Capital Contribution - Emergency	52,899	71,432	66,771	30,443	22,231	-	-
Capital Contribution	398,068	433,491	391,050	366,361	350,447	286,273	244,945
Total Revenues (excluding Clawbacks)	623,263	690,674	662,909	646,058	635,513	588,087	555,987
Total Revenues	1,182,548	1,253,928	1,223,969	1,208,450	1,199,958	1,157,125	1,127,768
Right of Way	-3,467	-4,013	-4,013	-4,013	-4,013	-4,076	-4,139
Local Construction	-9,500	-9,500	-9,500	-9,500	-9,500	-9,647	-9,796
Federal Hard Costs	-124,291	-233,947	-229,314	-244,575	-210,375	-193,056	-150,339
Non-Federal Hard Costs	-38,375	-45,107	-50,454	-64,617	-90,501	-93,642	-138,210
Federal Soft Costs	-24,752	-34,998	-19,955	-19,216	-18,682	-18,971	-19,264
Non-Federal Soft Costs	-30,343	-34,856	-39,276	-40,997	-41,107	-40,852	-41,438
Discretionary Federal Hard Costs	-	-	-	-	-	-	-
Discretionary Federal Soft Costs	-	-	-	-	-	-	-
Federal Emergency Repair Program	-35,292	-71,432	-66,771	-30,443	-22,231	-	-
Local Emergency Repair Program	-1,204	-9,359	-9,619	-4,161	-3,846	-	-
Toll Optimization CIP	-19,827	-34,588	-30,979	-	-	-	-
Transit CIP	-53,506	-39,753	-21,040	-17,500	-43,762	-18,046	-18,324
Construction salaries and related benefits	-29,152	-24,145	-23,170	-23,166	-23,485	-23,816	-24,150
Other construction program expenses	-1,533	-1,575	-1,602	-1,627	-1,652	-1,678	-1,704
Total capital expenses - Federal	-149,043	-268,945	-249,269	-263,791	-229,057	-212,027	-169,603
Total capital expenses - State & Local	-101,512	-128,065	-134,223	-119,128	-145,121	-148,217	-193,583
Total capital expenses - Transit	-53,506	-39,753	-21,040	-17,500	-43,762	-18,046	-18,324
Total capital expenses - Emergency	-36,497	-80,791	-76,390	-34,604	-26,077	-	-
Total capital expenses	-371,243	-543,274	-505,693	-459,816	-469,155	-403,783	-407,363
Pension costs	-35,759	-35,724	-35,673	-35,553	-35,437	-35,127	-34,520
Litigation Reserve	-4,000	-4,000	-4,000	-1,500	-1,522	-1,545	-1,568
Right of Way Payments	-7,905	-8,316	-10,101	-10,274	-9,564	-6,312	-3,156
Non-construction salaries and related benefits	-22,903	-19,310	-17,962	-17,147	-16,808	-16,518	-16,418
Toll highways administration and maintenance	-46,171	-47,215	-44,501	-44,321	-44,604	-45,910	-46,579
Train operating and maintenance costs	-70,642	-70,271	-67,278	-80,462	-70,865	-70,998	-71,824
Integrated transportation system	-12,156	-9,812	-9,989	-10,148	-10,306	-10,461	-10,619
Other operating expenses	-43,143	-33,838	-29,654	-20,985	-21,321	-24,942	-23,887
Total operating expenses	-242,677	-228,486	-219,157	-220,391	-210,427	-211,813	-208,570
Total expenses	-613,920	-771,760	-724,851	-680,207	-679,581	-615,597	-615,934
Total Surplus After Measures, but before CW Transfer & Clawback Removal	170,560	48,676	161,882	169,929	255,256	266,890	-
Clawbacks Removed	-523,779	-545,328	-543,134	-544,467	-546,520	-551,112	-553,855
Total Surplus After Measures & Clawback Removal, but before CW Transfer	9,343	-81,086	-61,941	-34,150	-44,069	-59,947	-
Transfer from Government of PR	-	-	178,777	138,109	135,724	147,699	143,731
Total Surplus After Measures, Clawback Removal & CW Transfer	9,343	97,691	76,168	101,574	103,630	116,222	83,013
OPERATING SURPLUS	-17,482	28,696	52,702	59,306	74,639	90,001	102,472
CAPITAL SURPLUS	26,825	-109,782	-114,644	-93,456	-118,707	-117,510	-162,419
cw transfer	-	178,777	138,109	135,724	147,699	143,731	142,960